



US00D987538S

(12) **United States Design Patent** (10) **Patent No.:** **US D987,538 S**
Benito et al. (45) **Date of Patent:** **** May 30, 2023**

(54) **WHEEL CENTER CAP**

OTHER PUBLICATIONS

(71) Applicant: **Ford Global Technologies, LLC**,
Dearborn, MI (US)
(72) Inventors: **Mauricio Benito**, Mexico City (MX);
Erick Bautista, Mexico City (MX);
Felipe de Jesus Sanchez, Nicolas
Romero (MX); **Neal Koenig**, New
Hudson, MI (US)
(73) Assignee: **Ford Global Technologies**, Dearborn,
MI (US)

Ford Ranger 2019-2020 Center Cap available in Centercaps.net, site
visited on [Jul. 28, 2022 URL:https://centercaps.net/products/ford-
ranger-19-20-center-cap-3731 (Year: 2022).*

(Continued)

Primary Examiner — Leanne Was-Englehart
(74) *Attorney, Agent, or Firm* — Marla Johnston; Hanley,
Flight & Zimmerman, LLC

(**) Term: **15 Years**

(57) **CLAIM**

The ornamental design for “wheel center cap,” as shown and
described.

(21) Appl. No.: **29/715,057**

DESCRIPTION

(22) Filed: **Nov. 27, 2019**

(51) **LOC (14) Cl.** **12-16**

(52) **U.S. Cl.**
USPC **D12/213**

(58) **Field of Classification Search**
USPC D12/204–215, 501, 563
CPC B60B 7/0013; B60B 7/08; B60B 7/00;
B60B 7/066; B60B 7/068; B60B 7/04;
B60B 2320/50; B60B 25/00; B60B
2900/572; B60B 7/01; B60B 7/063
See application file for complete search history.

FIG. 1 is a top, front, and left side view of a wheel center
cap.
FIG. 2 is a bottom, front, and left side perspective view of
the wheel center cap of FIG. 1.
FIG. 3 is a top, rear, and left side perspective view of the
wheel center cap of FIG. 1.
FIG. 4 is a front view of the wheel center cap of FIG. 1.
FIG. 5 is a rear view of the wheel center cap of FIG. 1.
FIG. 6 is a top view of the wheel center cap of FIG. 1.
FIG. 7 is a bottom view of the wheel center cap of FIG. 1.
FIG. 8 is a right side view of the wheel center cap of FIG.
1.
FIG. 9 is a left side view of the wheel center cap of FIG. 1;
and,
FIG. 10 is a front view of the wheel center cap of FIGS. 1-9,
shown in an environment of use. The broken lines depicted
in FIG. 10 illustrate portions of the wheel cap that form no
part of the claimed design. The additional broken lines
shown in FIG. 10 illustrate a potential environment of use of
the claimed invention and form no part thereof.
The features shown in broken lines form no part of the
claimed design.

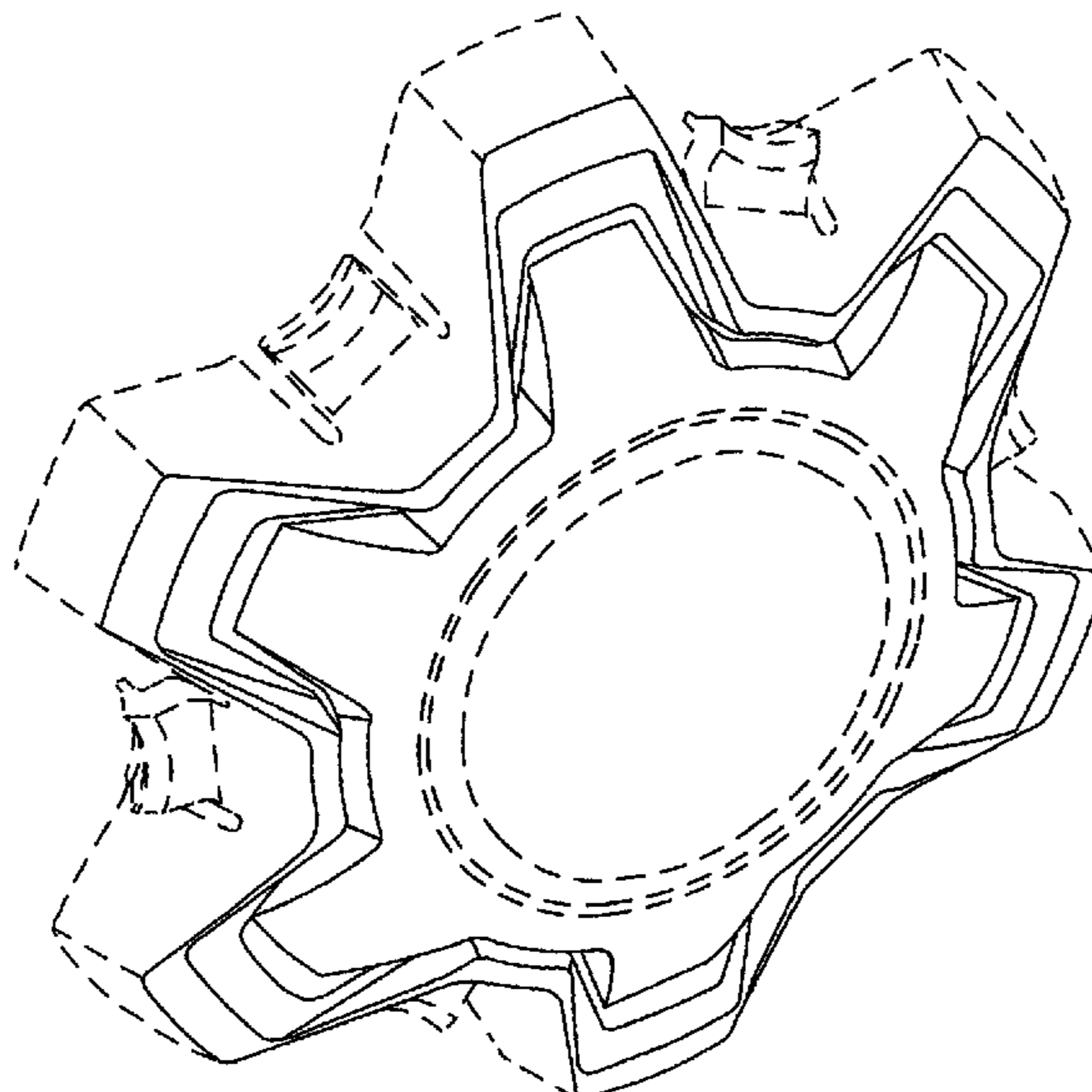
(56) **References Cited**

U.S. PATENT DOCUMENTS

2,217,086	A	10/1940	Whitacre	
4,123,111	A	10/1978	Renz et al.	
4,316,638	A	2/1982	Spisak	
4,357,053	A	11/1982	Spisak	
D303,103	S *	8/1989	Brouch	D12/207
5,707,113	A	1/1998	Russell	
D498,447	S *	11/2004	Kato	D12/207

(Continued)

1 Claim, 10 Drawing Sheets



(56)

References Cited

OTHER PUBLICATIONS

U.S. PATENT DOCUMENTS

7,004,549	B2	2/2006	Van Houten et al.	
7,300,117	B2	11/2007	Bruce et al.	
7,722,128	B2	5/2010	Russell et al.	
D662,869	S *	7/2012	Ballard	D12/213
8,469,459	B2	6/2013	Lauffer	
D702,174	S *	4/2014	Gordon	D12/213
9,242,506	B2	1/2016	Bennett et al.	
D751,022	S *	3/2016	Chung	D12/213
D751,489	S *	3/2016	Chung	D12/213
D761,183	S *	7/2016	Bennett	B60B 7/0013 D12/213
9,403,403	B2	8/2016	Chou et al.	
D767,465	S *	9/2016	Liffick	D12/209
D803,137	S *	11/2017	Platto	D12/213
D831,558	S *	10/2018	Starr, Jr.	D12/209
D838,228	S *	1/2019	Chung	D12/213
D842,185	S *	3/2019	Chung	D12/209
D845,863	S *	4/2019	Chung	D12/211
D847,721	S *	5/2019	Chung	D12/211
D852,714	S *	7/2019	Hale, Jr.	D12/213
D852,715	S *	7/2019	Ash	D12/213
D857,580	S *	8/2019	Liffick	D12/209
D860,105	S *	9/2019	Moore	D12/213
D885,296	S *	5/2020	Hale, Jr.	D12/213
D896,154	S *	9/2020	Piscitelli	D12/209
D904,965	S *	12/2020	Horlick	D12/213
D911,246	S *	2/2021	Lickliter	D12/213
D940,043	S *	1/2022	Carbis	D12/213
2005/0168052	A1	8/2005	Hauler	
2005/0269863	A1	12/2005	Hauler	
2007/0210640	A1	9/2007	Rogers	
2021/0155034	A1	5/2021	Benito et al.	

Sparkoo Wheel Rim Center Hub Cap Amazon Canada https://www.amazon.ca/Sparkoo-Chrome-Motorsports-C800805-A89-9865/dp/B07R24TGDF/ref=d_pd_sbs_scc1_3_12/147-8882239-3868607?pd_rd_w=QSOBX&content-id=amzn1.sym.512418a2-508f-4b19-a838-8025b8a8c102&pf_rd_p=512418a2-508f-4b19-a838-8025b8a8c102&pf_rd_r=8RJ20VVVWKYP1PKQFNWQ&pd_rd_wg=BO4xM&pd_rd_r=9997a152-5a46-41c8-9a32-74ebdab52a6c&pd_rd_i=B07R24TGDF&th=1 (Year: 2019).*

Midwest Wheelcover, "3556, Center Cap Used, 04-08, Ford F-150, Machined Finish, 6 Fake Lug Nuts, Blue Ford Logo, 6 Lug Nut Clips with Alignment Pin. 7½" DIA," available at <https://www.midwestwheelcover.com/3556centercap.aspx>, last retrieved on Apr. 26, 2019 (3 pages).

"Wheel Center Cap—Steel Wheel Winter Time," last retrieved from www.amazon.com on Apr. 25, 2019 (5 pages).

"Volkswagen Wheel Center Cap—Steel Wheel Winter Time," available at <https://www.amazon.com/Wheel-Center-Cap-Steel-Winter/dp/B017X099GU>, last retrieved on Mar. 31, 2020 (6 pages).

U.S. Appl. No. 16/697,792, filed with the United States Patent and Trademark Office on Nov. 27, 2019.

United States Patent and Trademark Office, "Non-Final Office Action," issued Oct. 12, 2022 in connection with U.S. Appl. No. 16/697,792, 10 pages.

United States Patent and Trademark Office, "Notice of Allowance and Fee(s) Due," dated Feb. 13, 2023 in connection with U.S. Appl. No. 16/697,792, 5 pages.

* cited by examiner

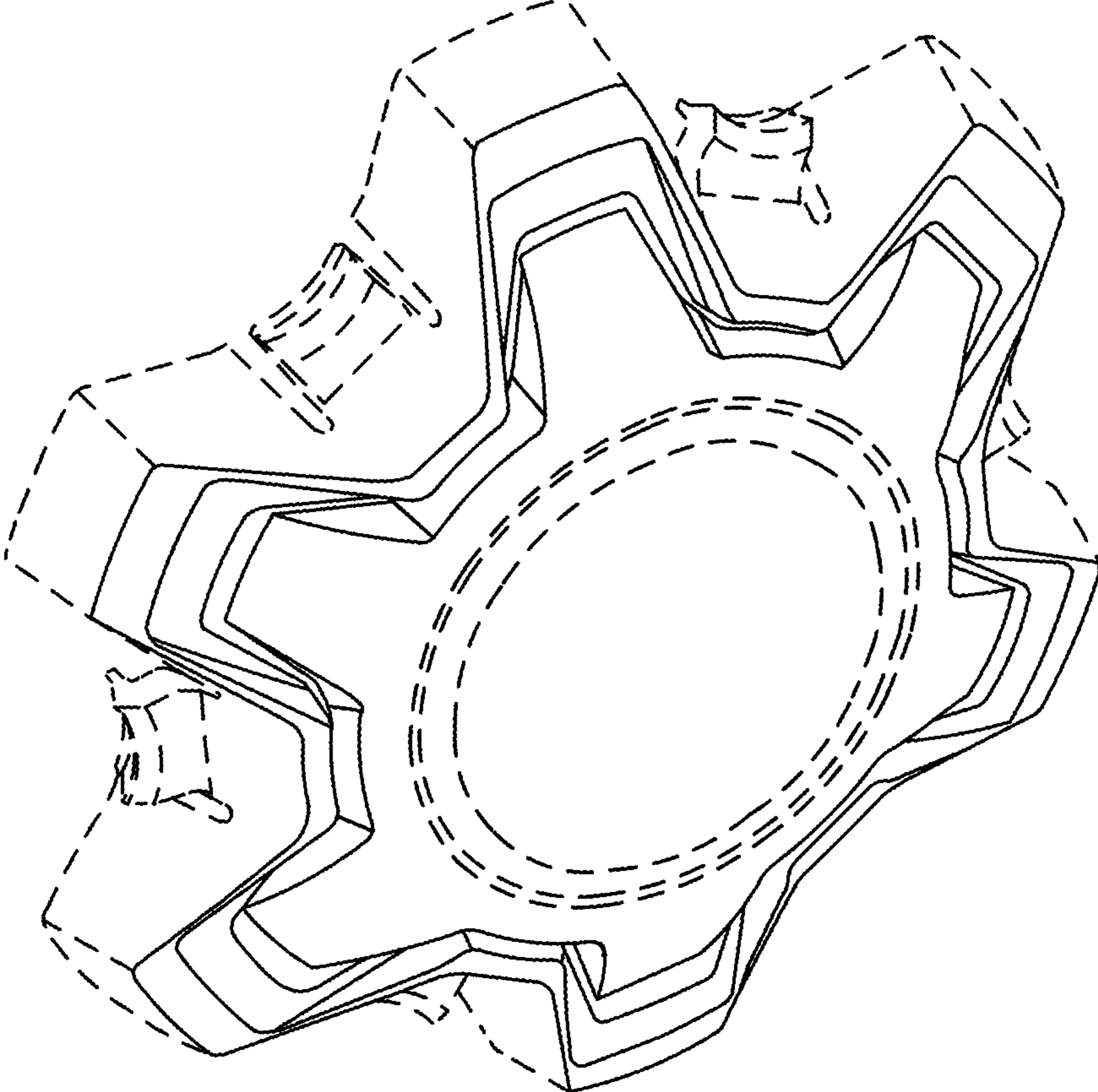


FIG. 1

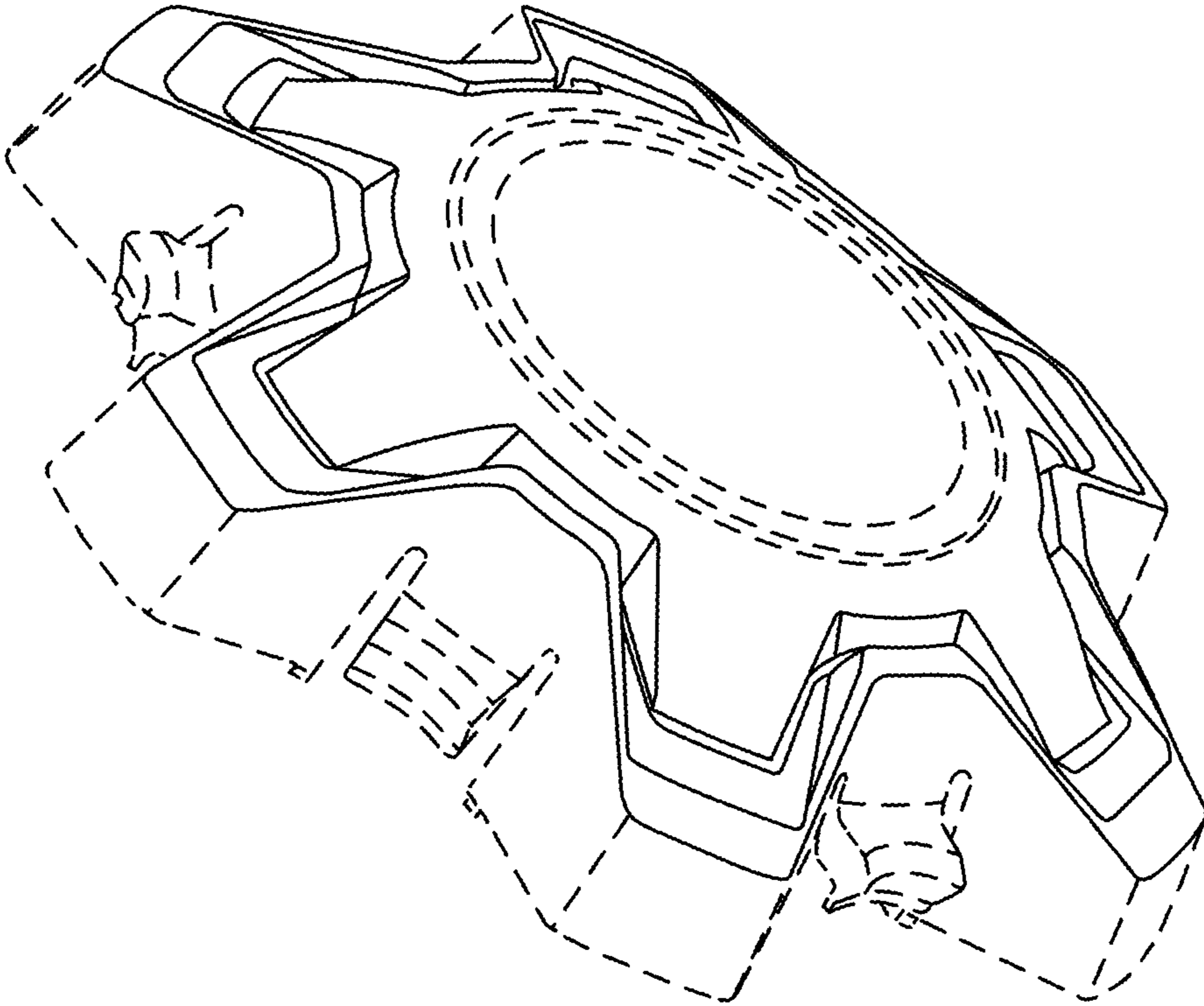


FIG. 2

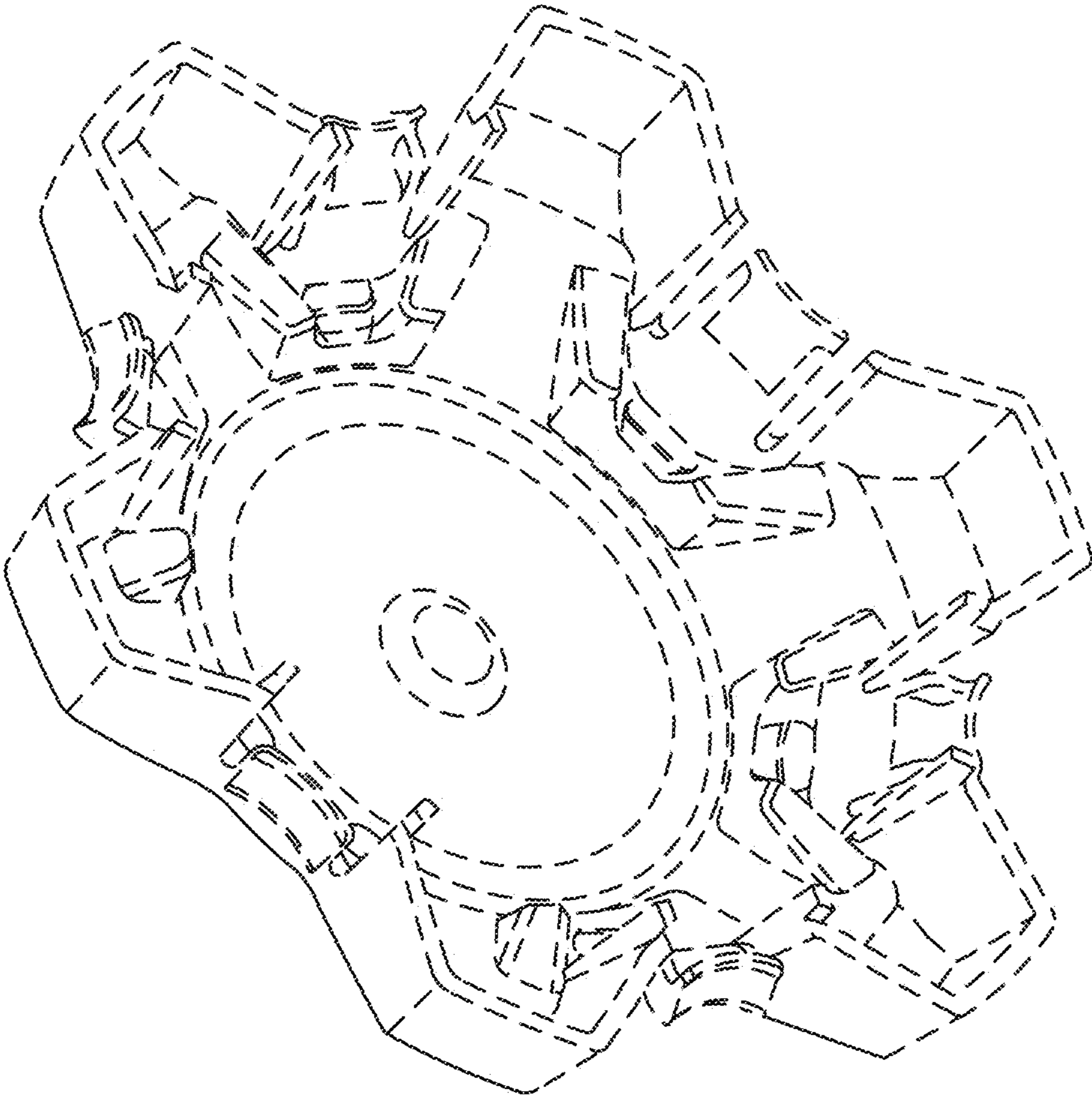


FIG. 3




FIG. 4

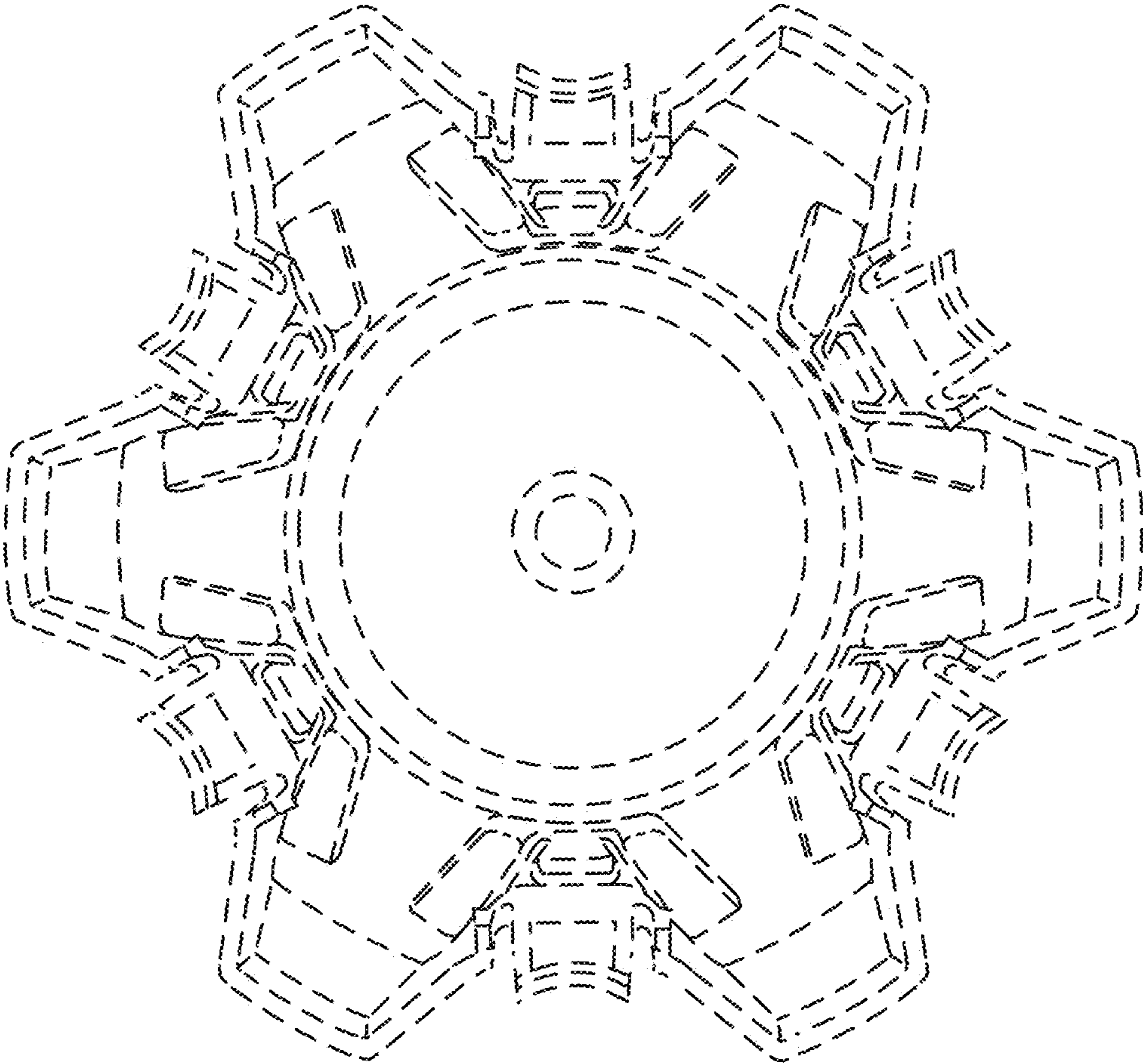


FIG. 5

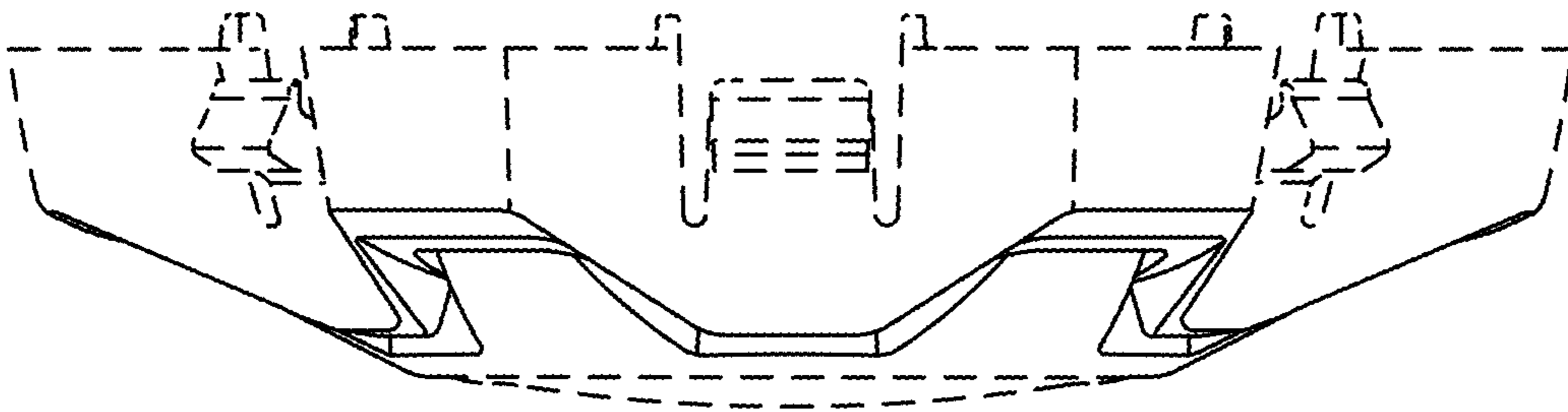


FIG. 6

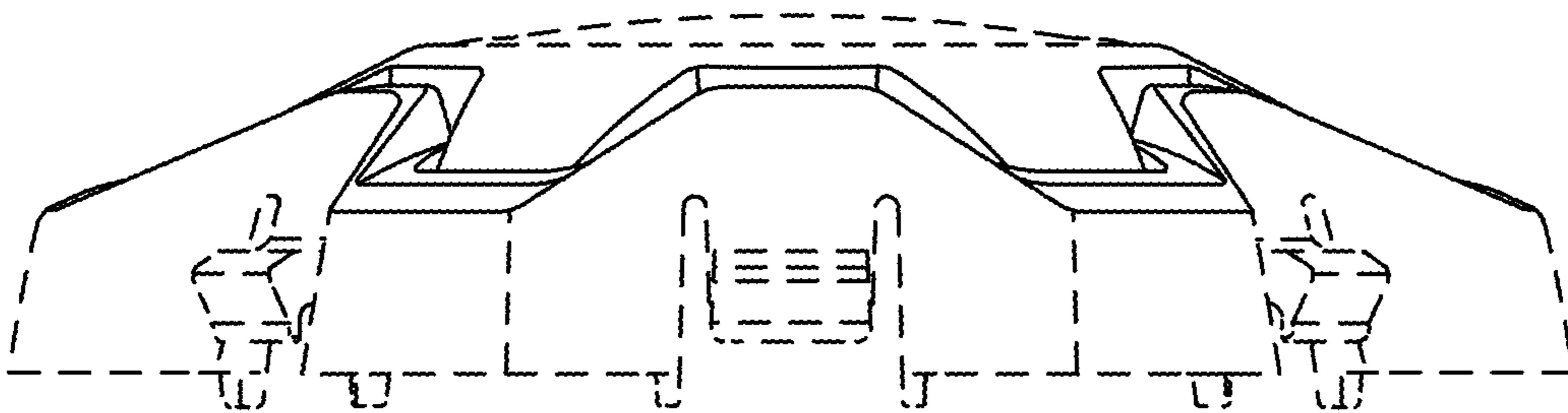


FIG. 7

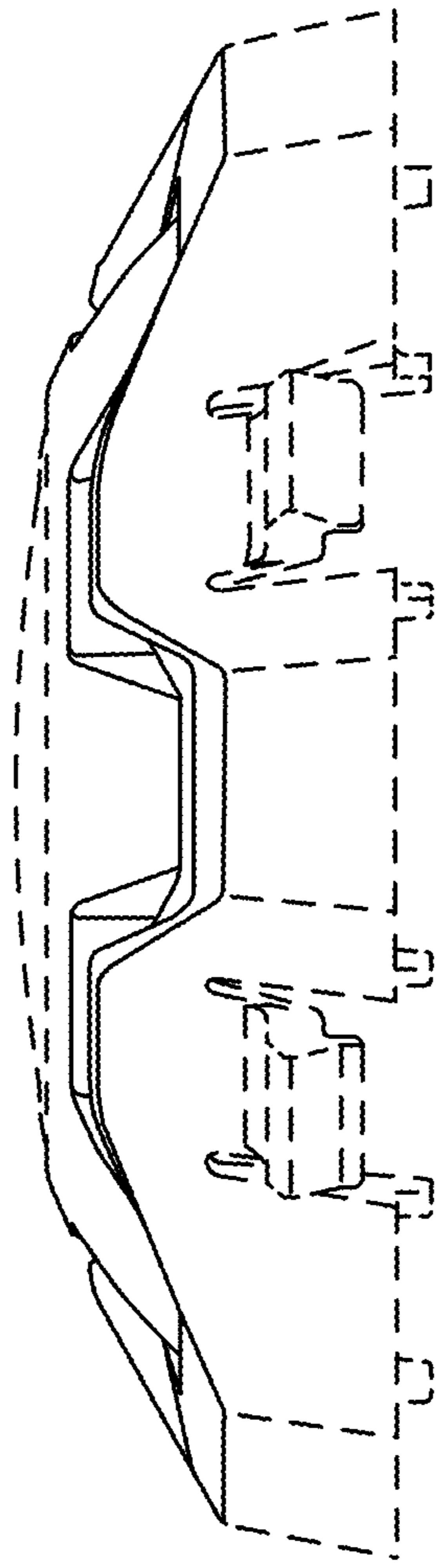


FIG. 8

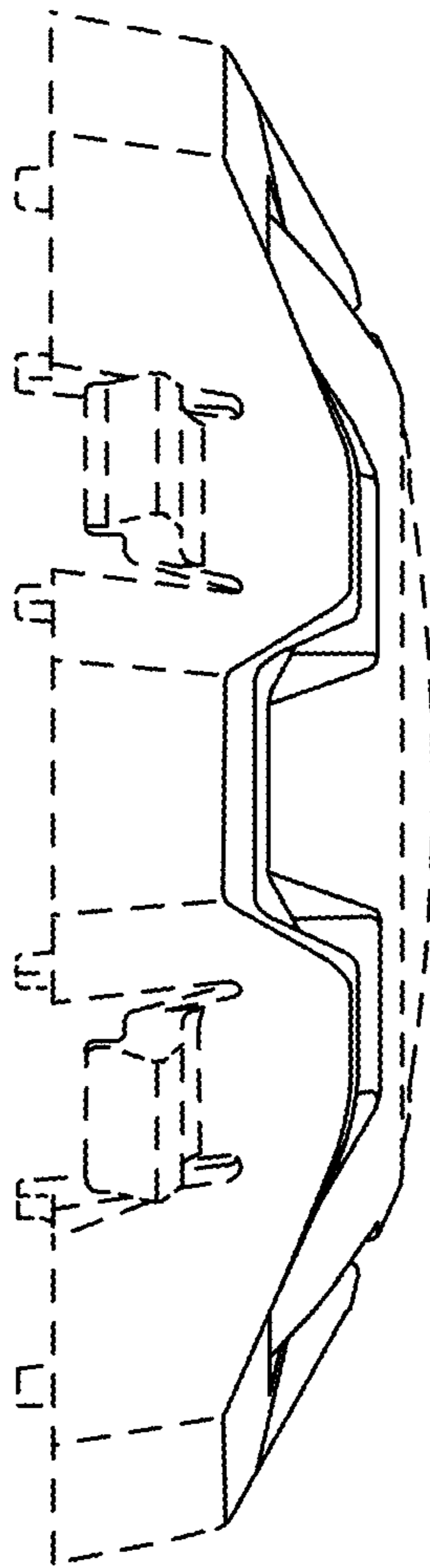


FIG. 9




FIG. 10