



US00D987537S

(12) **United States Design Patent** (10) **Patent No.:** **US D987,537 S**  
**Carbis et al.** (45) **Date of Patent:** **\*\* May 30, 2023**

(54) **VEHICLE WHEEL**  
(71) Applicant: **Ford Global Technologies, LLC**,  
Dearborn, MI (US)  
(72) Inventors: **Dean Carbis**, Bloomfield Hills, MI  
(US); **Stavros Melabiotis**, Livonia, MI  
(US)  
(73) Assignee: **Ford Global Technologies, LLC**,  
Dearborn, MI (US)  
(\*\*) Term: **15 Years**  
(21) Appl. No.: **29/782,426**  
(22) Filed: **May 6, 2021**  
(51) **LOC (14) Cl.** ..... **12-16**  
(52) **U.S. Cl.**  
USPC ..... **D12/210**  
(58) **Field of Classification Search**  
USPC ..... D12/204–213, 501; D21/533, 563, 779  
CPC .... B60B 7/00; B60B 7/01; B60B 7/02; B60B  
7/04; B60B 7/06; B60B 3/02; B60B 3/04;  
B60B 3/06; B60B 3/10; B60B 1/00;  
B60B 1/08; B60B 1/10; B60B 1/12  
See application file for complete search history.

D854,480 S \* 7/2019 Li ..... D12/209  
D857,587 S \* 8/2019 Gregory ..... D12/209  
D875,635 S \* 2/2020 Mounts ..... D12/204  
D891,345 S \* 7/2020 Ninov ..... D12/209  
D912,591 S \* 3/2021 Tran ..... D12/209  
D925,429 S \* 7/2021 Wheel ..... D12/209

**OTHER PUBLICATIONS**

F-150 Lightning, Published date unavailable [online], [retrieved on Jan. 27, 2023]. Retrieved from the Internet: <https://shop.ford.com/configure/f150-lightning/config/summary/Config%5B%7CFord%7CF-150%20Lightning%7C2023%7C1%7C1.%7C710A.W1E..PDR...SS5.91X.CCAB.99V.63X.66A.77P.%5D?gnav=shopnav-bp> (Year: 2023).\*

\* cited by examiner

*Primary Examiner* — Cary M Robinson  
*Assistant Examiner* — Adam C Mager  
(74) *Attorney, Agent, or Firm* — Vichit Chea

(57) **CLAIM**

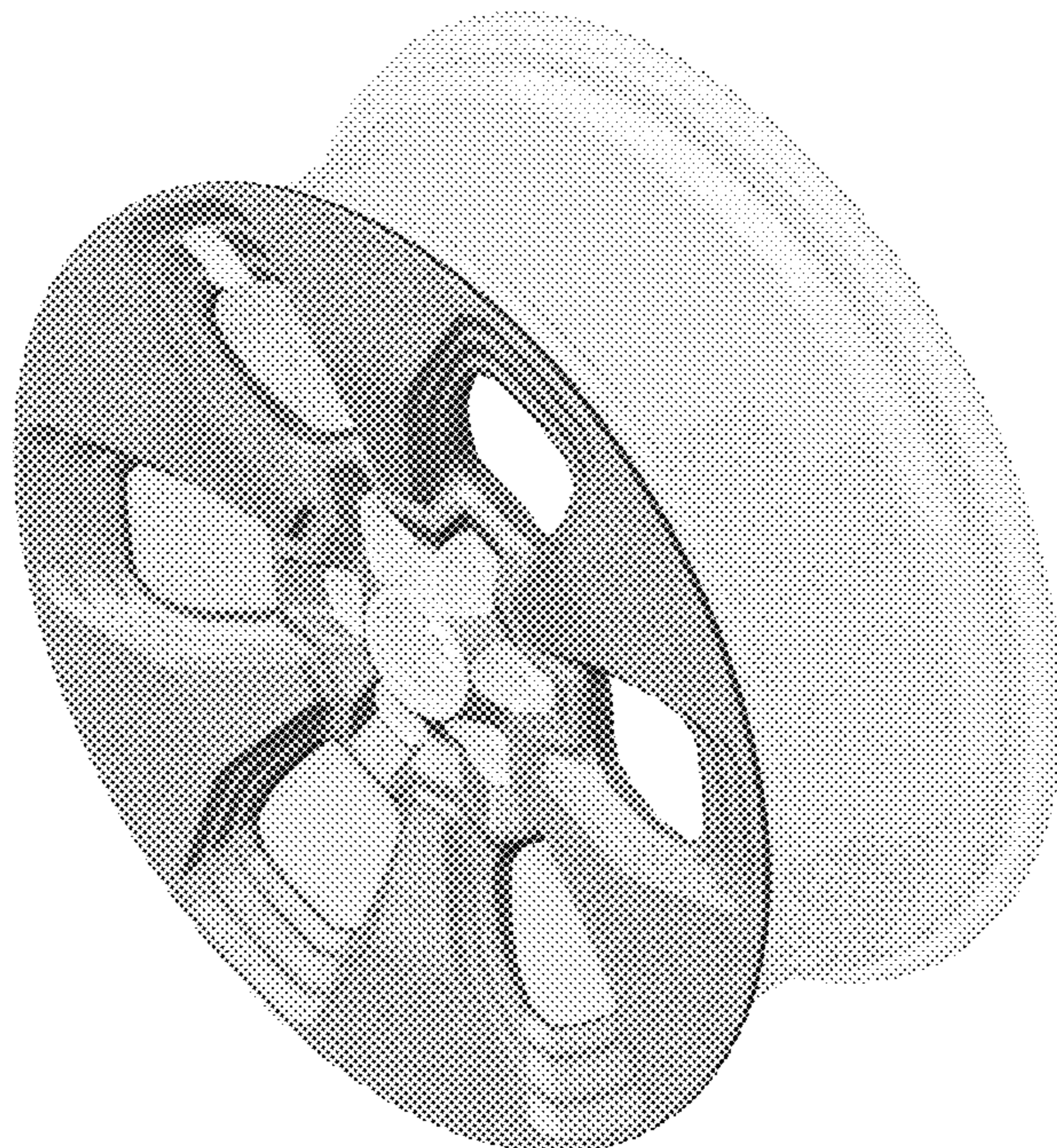
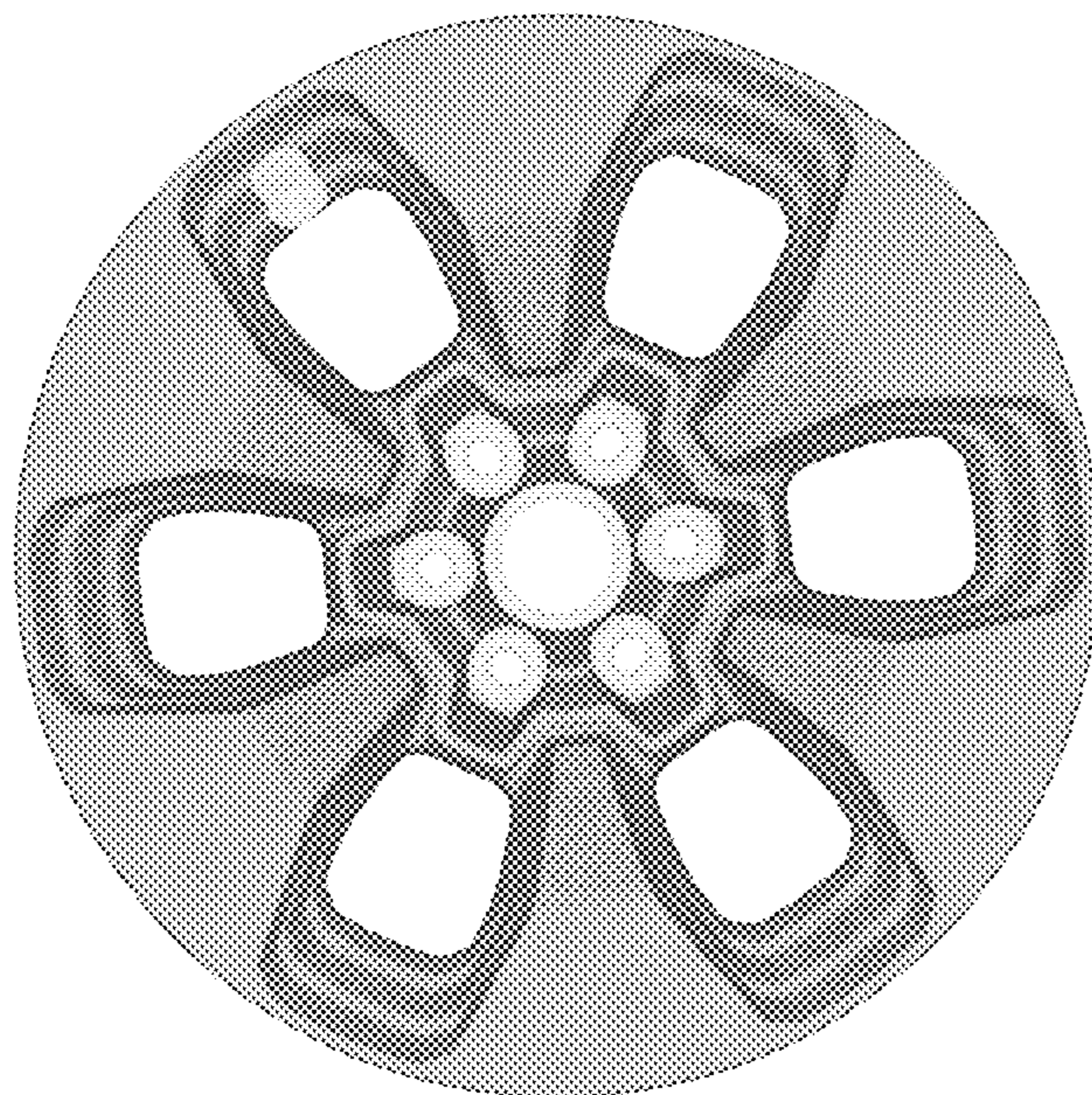
The ornamental design for a vehicle wheel, as shown and described.

**DESCRIPTION**

FIG. 1 is a front elevational view of a vehicle wheel showing our new design; and, FIG. 2 is a perspective view thereof. The claimed design is indicated by the relatively dark portions in the figures. The de-emphasized and relatively light portions form no part of the claimed design.

**1 Claim, 2 Drawing Sheets**

(56) **References Cited**  
U.S. PATENT DOCUMENTS  
D385,837 S \* 11/1997 Muller ..... D12/209  
D416,533 S \* 11/1999 Sulahian ..... D12/211  
D419,517 S \* 1/2000 Sacco ..... D12/211  
D444,439 S \* 7/2001 Cullen ..... D12/211  
D780,086 S \* 2/2017 Galante ..... D12/210  
D791,037 S \* 7/2017 Macey ..... D12/209  
D848,339 S \* 5/2019 Buck ..... D12/209



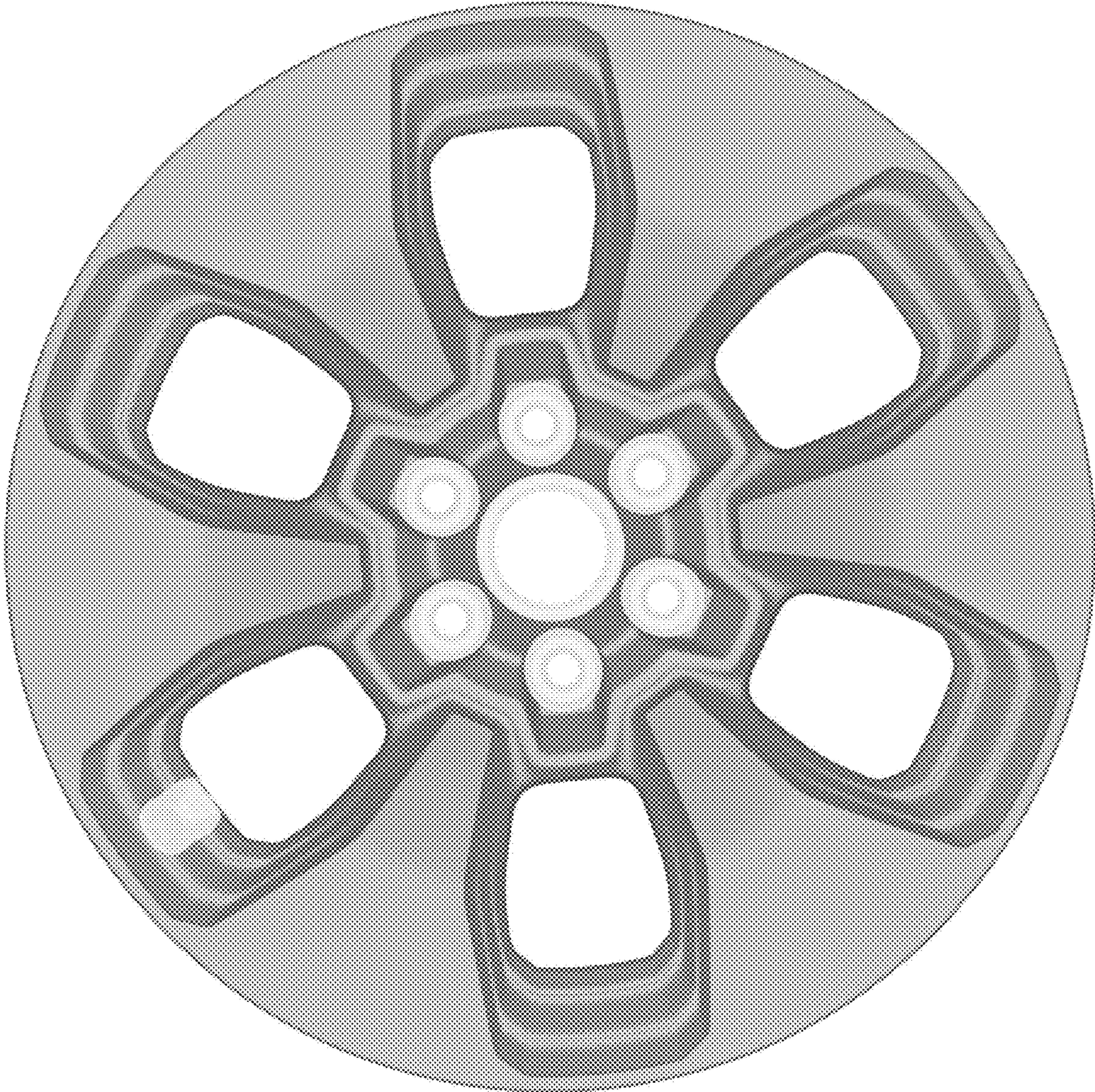


Fig. 1

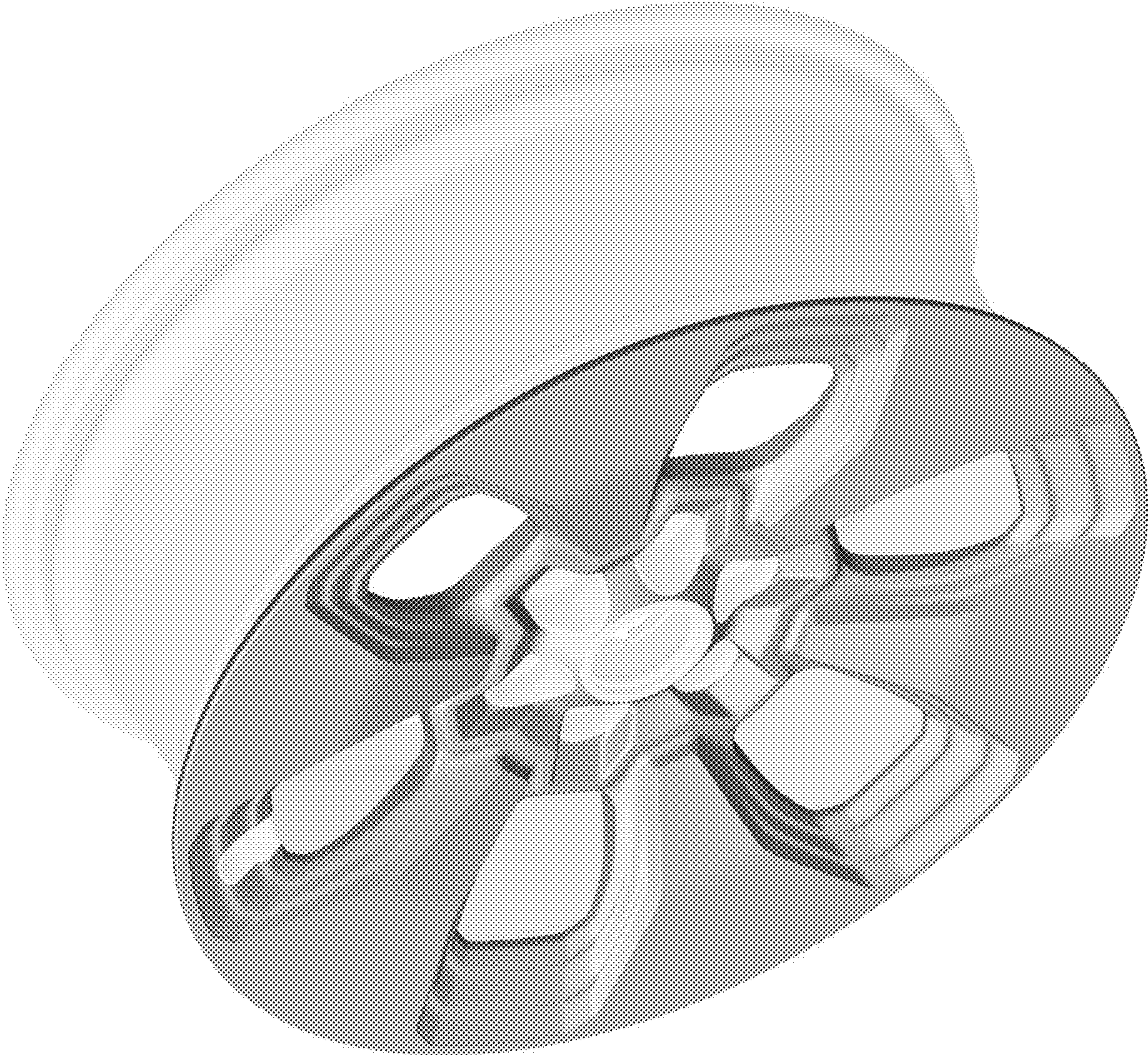


Fig. 2