



US00D987534S

(12) **United States Design Patent**
Kasper

(10) **Patent No.:** **US D987,534 S**

(45) **Date of Patent:** **** May 30, 2023**

- (54) **VEHICLE WHEEL**
- (71) Applicant: **GM GLOBAL TECHNOLOGY OPERATIONS LLC**, Detroit, MI (US)
- (72) Inventor: **Bradley Kasper**, Ferndale, MI (US)
- (73) Assignee: **GM Global Technology Operations LLC**, Detroit, MI (US)
- (**) Term: **15 Years**
- (21) Appl. No.: **29/774,862**
- (22) Filed: **Mar. 19, 2021**
- (51) **LOC (14) Cl.** **12-16**
- (52) **U.S. Cl.**
USPC **D12/211**
- (58) **Field of Classification Search**
USPC D12/204, 208, 210, 211, 213; D21/563
CPC B60B 7/02; B60B 3/02; B60B 7/04; B60B 7/06; B60B 3/04; B60B 3/06; B60B 3/10
See application file for complete search history.

D281,491 S	11/1985	Schinella
D282,159 S	1/1986	Schell et al.
D285,675 S	9/1986	Chandler
D285,676 S	9/1986	Clark
D285,677 S	9/1986	Menking
D285,786 S	9/1986	Munson
D291,879 S	9/1987	Boyle et al.
D292,389 S	10/1987	Boyle et al.
D292,390 S	10/1987	Ruzzin
D292,568 S	11/1987	Cafaro et al.
D292,569 S	11/1987	Cafaro et al.
D292,572 S	11/1987	Schell et al.
D292,574 S	11/1987	Cafaro et al.
D292,906 S	11/1987	Menking et al.
D292,907 S	11/1987	Cafaro et al.
D294,342 S	2/1988	Chapman
D298,528 S	11/1988	Burke et al.
D300,422 S	3/1989	Schinella
D301,865 S	6/1989	McIntosh
D301,866 S	6/1989	Chapman et al.
D302,004 S	7/1989	Chapman et al.
D310,811 S	9/1990	North et al.
D310,989 S	10/1990	North et al.
D310,990 S	10/1990	Chandler
D316,844 S	5/1991	Peloquin et al.
D323,806 S	2/1992	Stewart
D336,742 S	6/1993	Stewart
D345,127 S	3/1994	Stenglein et al.
D492,927 S *	7/2004	Fitzgerald D12/211

(Continued)

(56) **References Cited**

U.S. PATENT DOCUMENTS

D258,503 S	3/1981	Semple
D258,504 S	3/1981	Schinella
D258,732 S	3/1981	Schinella
D259,484 S	6/1981	Welburn
D267,402 S	12/1982	Schinella
D267,562 S	1/1983	Palmer et al.
D267,564 S	1/1983	Wright
D268,105 S	3/1983	Schinella
D271,012 S	10/1983	Palmer et al.
D272,897 S	3/1984	Chapman
D273,781 S	5/1984	Chapman
D275,192 S	8/1984	Schinella
D275,193 S	8/1984	Schinella
D277,661 S	2/1985	Cafaro et al.

Primary Examiner — Joseph Kukella

Assistant Examiner — Lavon M. Amerson

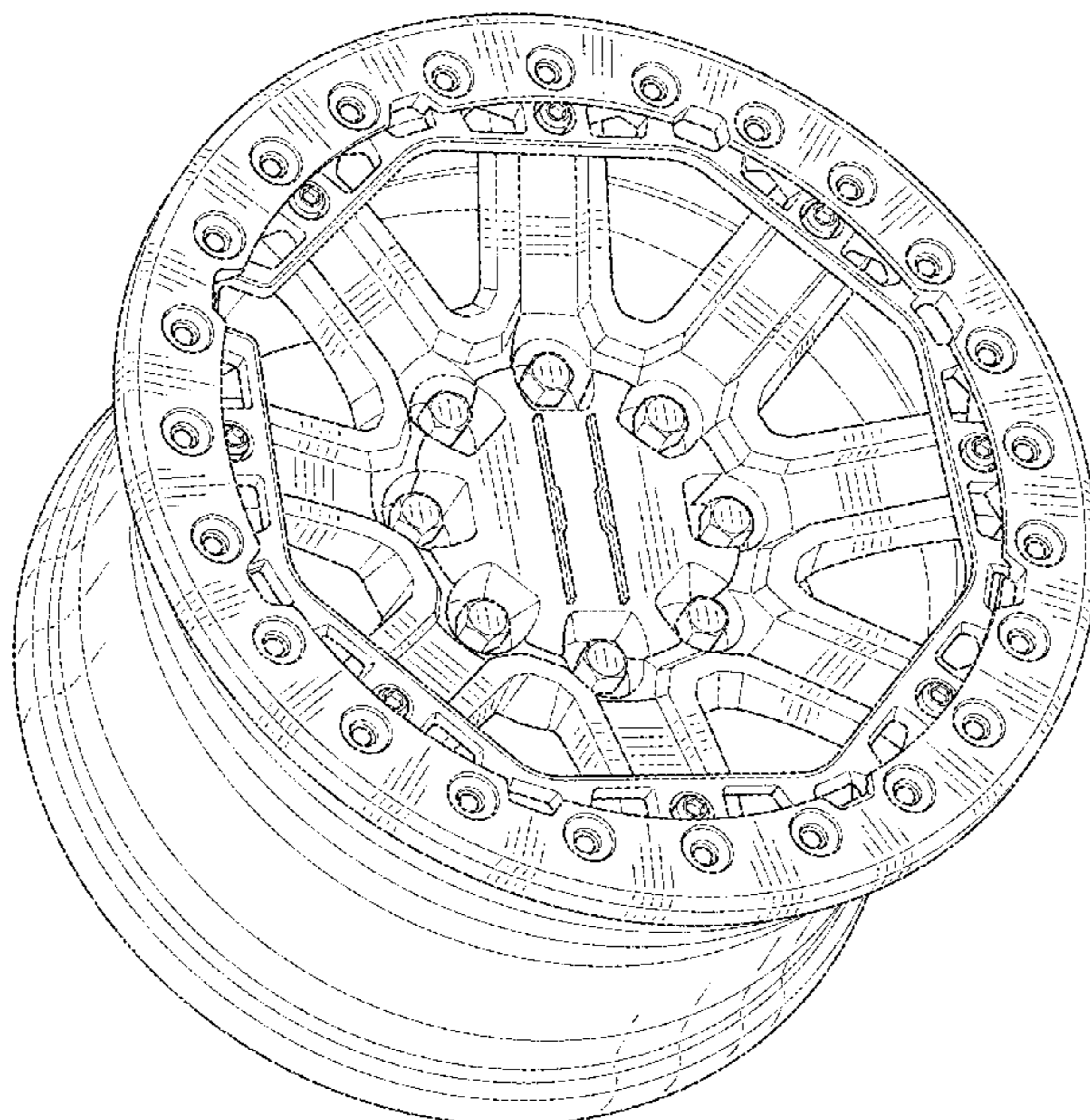
(57) **CLAIM**

The ornamental design for a vehicle wheel, as shown and described.

DESCRIPTION

FIG. 1 is a front elevational view of the vehicle wheel showing my new design; and, FIG. 2 is a front and left side perspective view thereof.

1 Claim, 2 Drawing Sheets



(56)

References Cited

U.S. PATENT DOCUMENTS

D514,496 S *	2/2006	Neeper	D12/211
D569,778 S *	5/2008	Kim	D12/211
D594,802 S	6/2009	Gustafsson	
D613,661 S	4/2010	Lee et al.	
D648,254 S	11/2011	Barry	
D655,658 S	3/2012	Noone et al.	
D656,877 S	4/2012	Ikeda et al.	
D664,081 S	7/2012	Mueller	
D670,634 S	11/2012	Lee	
D684,516 S	6/2013	Bennion	
D691,937 S *	10/2013	Chan	D12/209
D700,565 S	3/2014	Gonzalez	
D704,121 S *	5/2014	Chung	D12/211
D719,893 S *	12/2014	Kim	D12/211
D735,102 S	7/2015	Swanseger	
D735,630 S	8/2015	Swanseger	
D742,293 S *	11/2015	Chung	D12/211
D775,049 S	12/2016	Scheer et al.	
D780,084 S	2/2017	Scheer et al.	
D788,677 S *	6/2017	Lickliter	D12/209
D823,214 S *	7/2018	Chung	D12/209
D826,819 S *	8/2018	Chung	D12/209
D836,526 S	12/2018	Skelley	
D845,859 S *	4/2019	Hale, Jr.	D12/209
D852,110 S *	6/2019	Guidry	D12/211
D887,938 S *	6/2020	Stone	D12/209
D908,580 S *	1/2021	Mukti	D12/209
D950,457 S *	5/2022	Lee	D12/209
D958,717 S *	7/2022	Mukti	D12/209

* cited by examiner

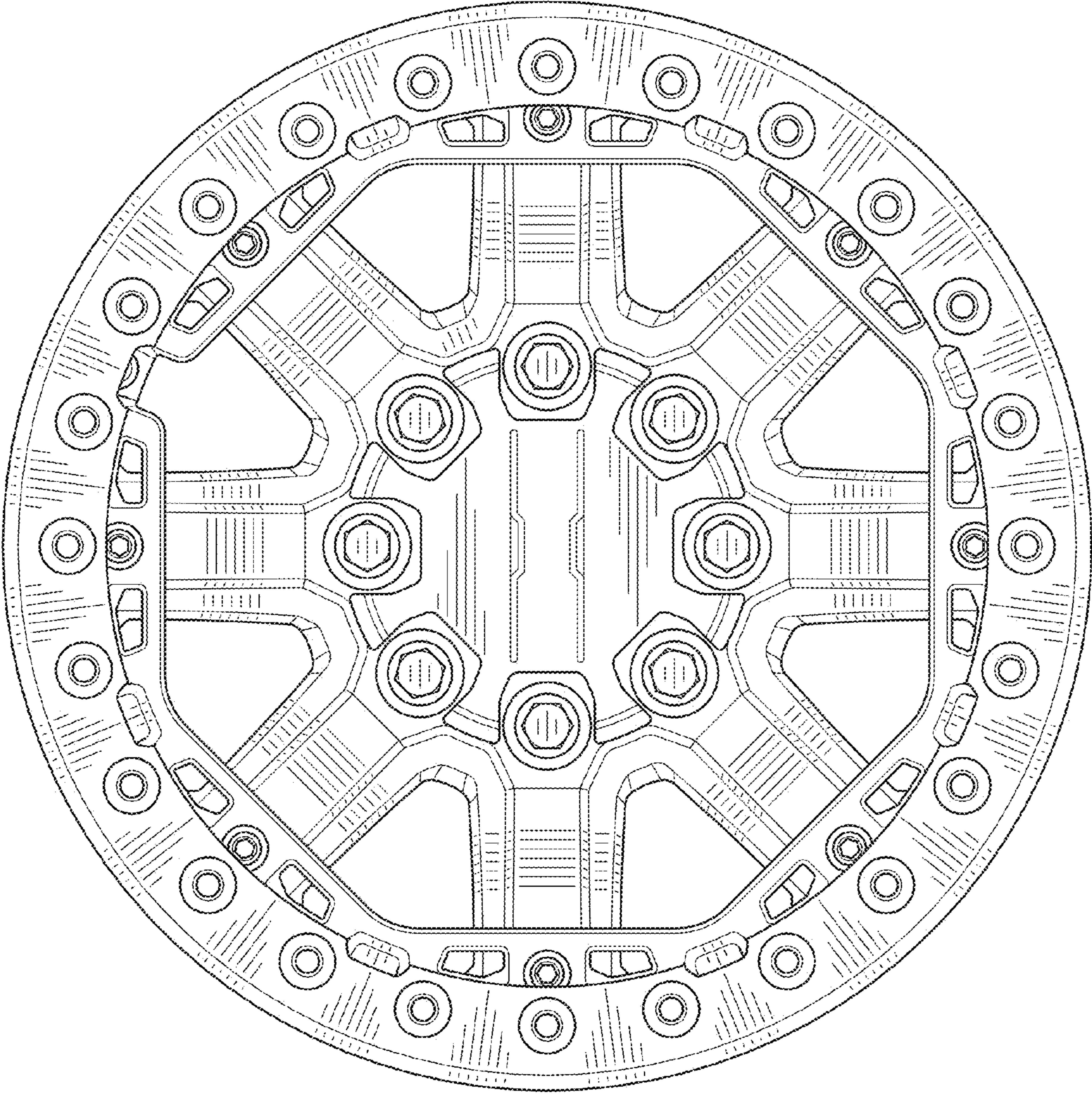


FIG. 1

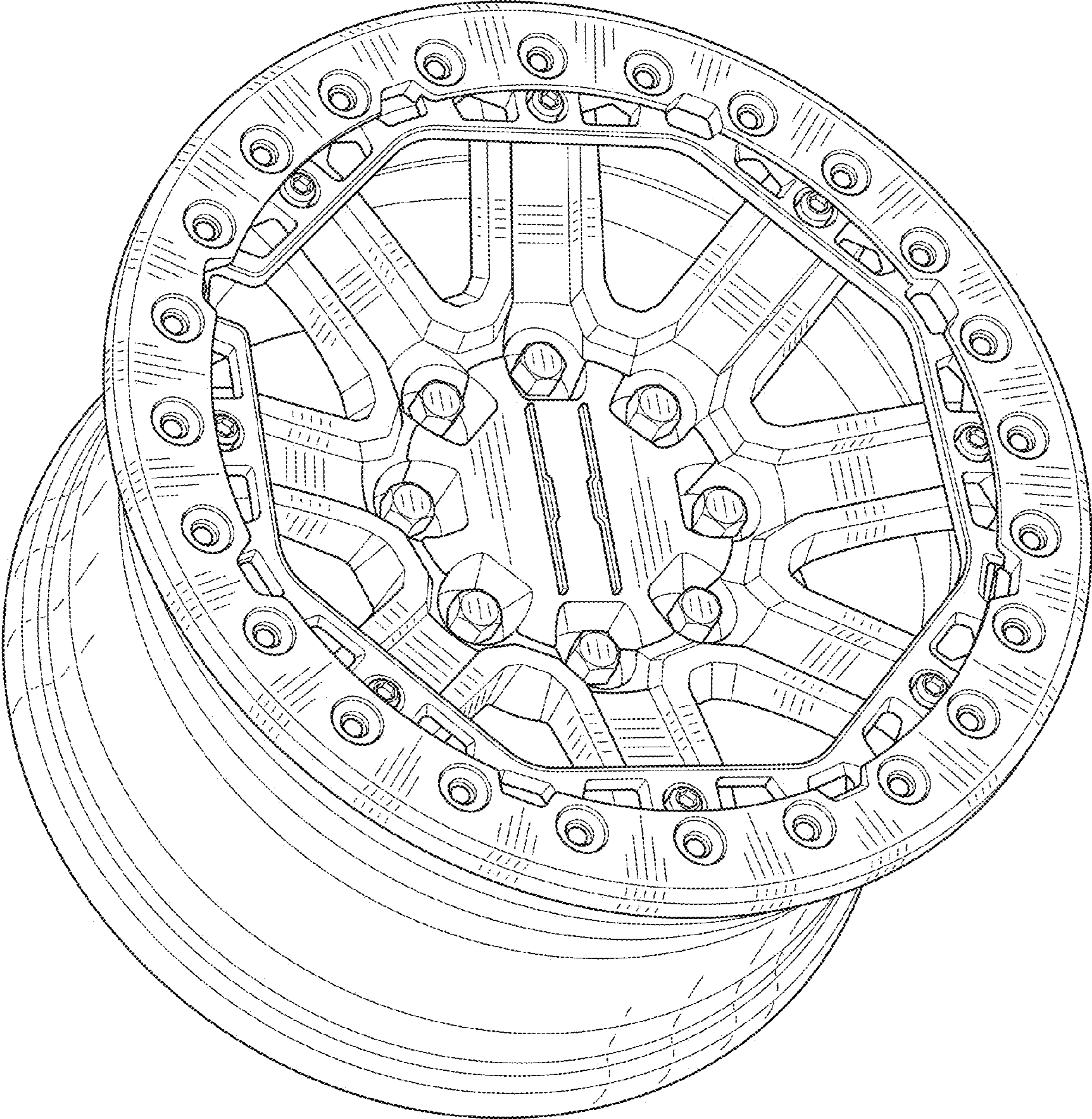


FIG. 2