



US00D987527S

(12) **United States Design Patent** (10) **Patent No.:** **US D987,527 S**
Scenna (45) **Date of Patent:** **** May 30, 2023**

(54) **VEHICLE WHEEL**
(71) Applicant: **GM GLOBAL TECHNOLOGY OPERATIONS LLC**, Detroit, MI (US)
(72) Inventor: **Adam K. Scenna**, Royal Oak, MI (US)
(73) Assignee: **GM Global Technology Operations LLC**, Detroit, MI (US)
(**) Term: **15 Years**
(21) Appl. No.: **29/774,727**
(22) Filed: **Mar. 18, 2021**
(51) **LOC (14) Cl.** **12-16**
(52) **U.S. Cl.**
USPC **D12/211**
(58) **Field of Classification Search**
USPC D12/204, 208, 209, 210, 211, 213;
D21/563
CPC B60B 7/02; B60B 3/02; B60B 7/04; B60B
7/06; B60B 3/04; B60B 3/06; B60B 3/10
See application file for complete search history.

D281,491 S 11/1985 Schinella
D282,159 S 1/1986 Schell et al.
D285,675 S 9/1986 Chandler
D285,676 S 9/1986 Clark
D285,677 S 9/1986 Menking
D285,786 S 9/1986 Munson
D291,879 S 9/1987 Boyle et al.
D292,389 S 10/1987 Boyle et al.
D292,390 S 10/1987 Ruzzin
D292,568 S 11/1987 Cafaro et al.
D292,569 S 11/1987 Cafaro et al.
D292,572 S 11/1987 Schell et al.
D292,574 S 11/1987 Cafaro et al.
D292,906 S 11/1987 Menking et al.
D292,907 S 11/1987 Cafaro et al.
D294,342 S 2/1988 Chapman
D298,528 S 11/1988 Burke et al.
D300,422 S 3/1989 Schinella
D301,865 S 6/1989 McIntosh
D301,866 S 6/1989 Chapman et al.
D302,004 S 7/1989 Chapman et al.
D310,811 S 9/1990 North et al.
D310,989 S 10/1990 North et al.
D310,990 S 10/1990 Chandler

(Continued)

FOREIGN PATENT DOCUMENTS

CN 208414 * 10/2022
CN 208418 * 10/2022

Primary Examiner — Joseph Kukella
Assistant Examiner — Lavon M. Amerson

(56) **References Cited**
U.S. PATENT DOCUMENTS

D258,503 S 3/1981 Semple
D258,504 S 3/1981 Schinella
D258,732 S 3/1981 Schinella
D259,484 S 6/1981 Welburn
D267,402 S 12/1982 Schinella
D267,562 S 1/1983 Palmer et al.
D267,564 S 1/1983 Wright
D268,105 S 3/1983 Schinella
D271,012 S 10/1983 Palmer et al.
D272,897 S 3/1984 Chapman
D273,781 S 5/1984 Chapman
D275,192 S 8/1984 Schinella
D275,193 S 8/1984 Schinella
D277,661 S 2/1985 Cafaro et al.

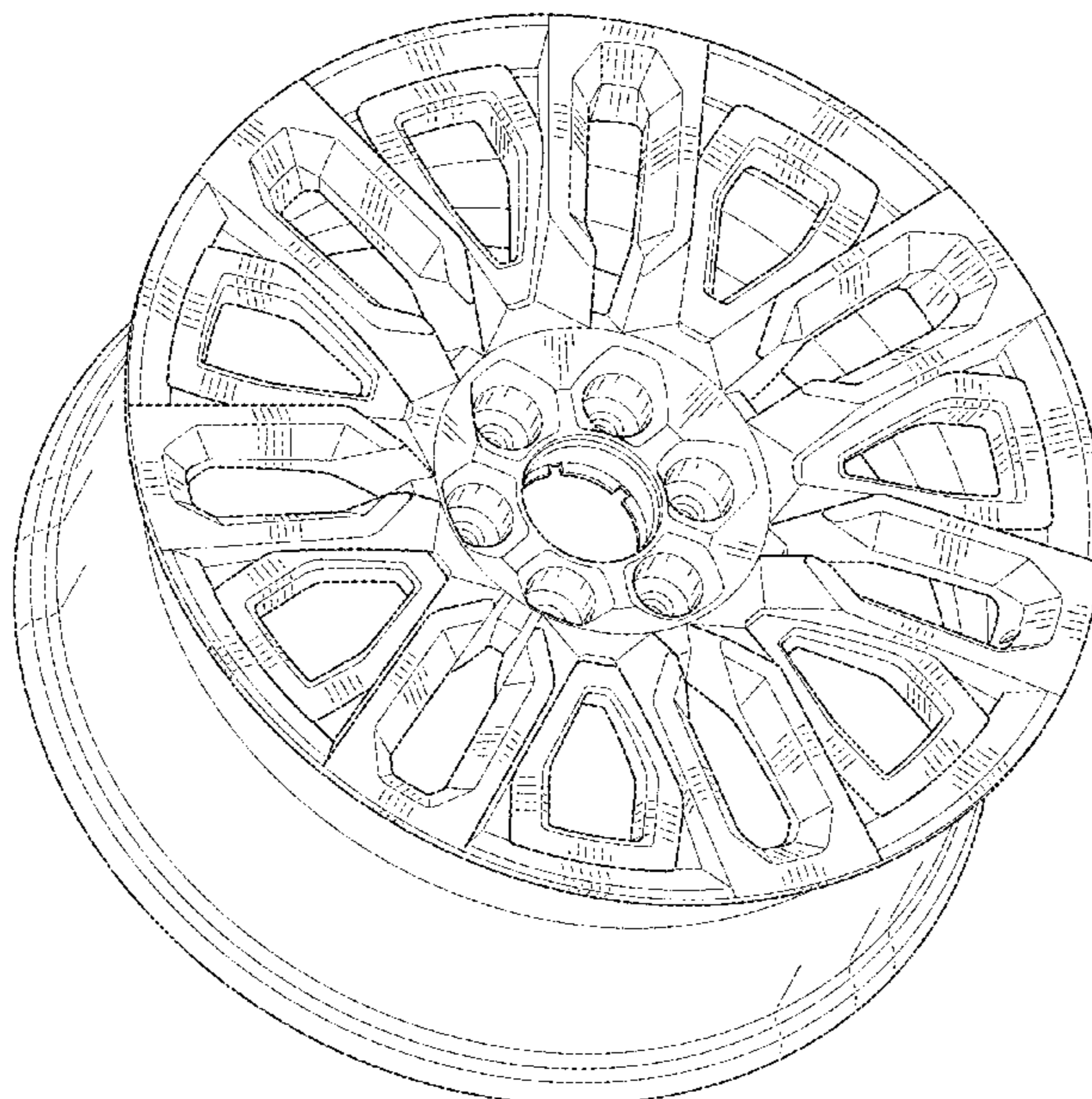
(57) **CLAIM**

The ornamental design for a vehicle wheel, as shown and described.

DESCRIPTION

FIG. 1 is a front elevational view of the vehicle wheel showing my new design; and,
FIG. 2 is a front and left side perspective view thereof.

1 Claim, 2 Drawing Sheets



(56)

References Cited

U.S. PATENT DOCUMENTS

D316,844 S 5/1991 Peloquin et al.
D323,806 S 2/1992 Stewart
D336,742 S 6/1993 Stewart
D345,127 S 3/1994 Stenglein et al.
D505,904 S * 6/2005 Tirado D12/209
D594,802 S 6/2009 Gustafsson
D613,661 S 4/2010 Lee et al.
D648,254 S 11/2011 Barry
D655,658 S 3/2012 Noone et al.
D656,877 S 4/2012 Ikeda et al.
D664,081 S 7/2012 Mueller
D670,634 S 11/2012 Lee
D671,477 S * 11/2012 Juergens D12/209
D684,516 S 6/2013 Bennion
D700,565 S 3/2014 Gonzalez
D720,272 S * 12/2014 Rueckheim D12/209
D724,513 S * 3/2015 Wolff D12/209
D733,024 S * 6/2015 Valencia Pollex D12/209
D735,102 S 7/2015 Swanseger
D735,630 S 8/2015 Swanseger
D754,582 S * 4/2016 Kobayashi D12/209
D775,049 S 12/2016 Scheer et al.
D780,084 S * 2/2017 Scheer D12/209
D828,264 S * 9/2018 Owens D12/209
D830,267 S * 10/2018 Chung D12/209
D836,526 S 12/2018 Skelley
D837,717 S * 1/2019 Ranum D12/209
D842,192 S * 3/2019 Han D12/209
D883,170 S * 5/2020 Tian D12/209
D883,891 S * 5/2020 Johnson D12/209
D889,352 S * 7/2020 Wang D12/209
D889,357 S * 7/2020 Lee D12/209
D941,210 S * 1/2022 Cho D12/209
D968,304 S * 11/2022 Bonham D12/209

* cited by examiner

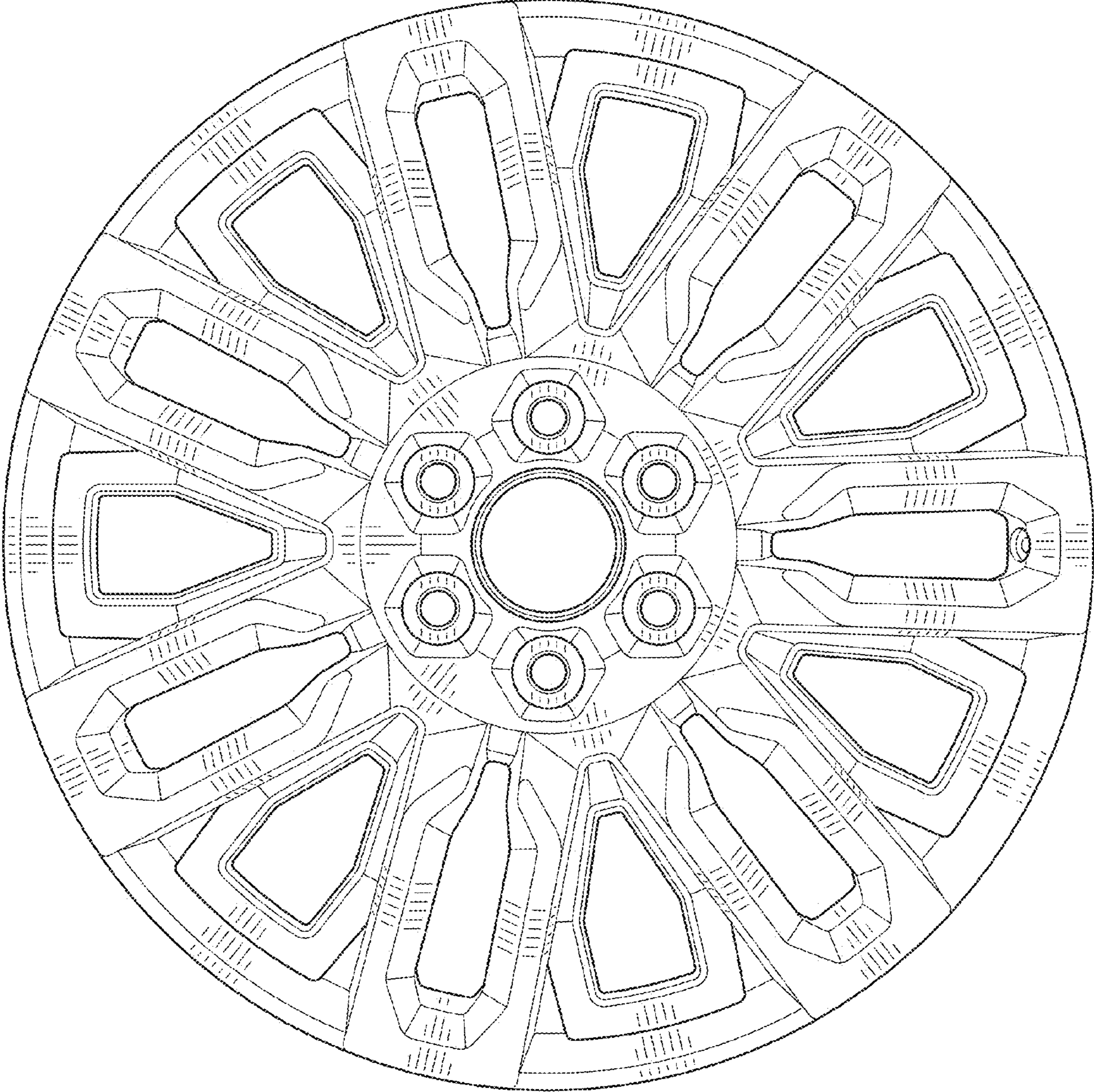


FIG. 1




FIG. 2