



US00D987519S

(12) **United States Design Patent**  
**Lee**

(10) **Patent No.:** **US D987,519 S**

(45) **Date of Patent:** **\*\* May 30, 2023**

(54) **AUTOMOTIVE WHEEL**

(71) Applicant: **MKW ALLOY, INC.**, City of Industry,  
CA (US)

(72) Inventor: **Kevin Lee**, Yorba Linda, CA (US)

(73) Assignee: **MKW ALLOY, INC.**, City of Industry,  
CA (US)

(\*\*) Term: **15 Years**

(21) Appl. No.: **29/798,416**

(22) Filed: **Jul. 7, 2021**

(51) **LOC (14) Cl.** ..... **12-16**

(52) **U.S. Cl.**  
USPC ..... **D12/211; D12/209**

(58) **Field of Classification Search**  
USPC ..... D12/204–213; D21/563  
CPC .... B60B 7/00; B60B 7/02; B60B 7/04; B60B  
7/01; B60B 7/06; B60B 3/02; B60B 3/04;  
B60B 3/06; B60B 3/10; B60B 1/00;  
B60B 1/08; B60B 1/10; B60B 1/12  
See application file for complete search history.

(56) **References Cited**

**U.S. PATENT DOCUMENTS**

D395,031 S \* 6/1998 Timm ..... D12/209  
D576,535 S \* 9/2008 Chung ..... D12/209  
D758,948 S \* 6/2016 Trpinac ..... D12/211  
D767,468 S \* 9/2016 Stone ..... D12/211

D781,766 S \* 3/2017 Galante ..... D12/209  
D834,487 S \* 11/2018 Han ..... D12/209  
D855,003 S \* 7/2019 Zhang ..... D12/211  
D893,380 S \* 8/2020 Vincent ..... D12/209  
D902,820 S \* 11/2020 Han ..... D12/209  
D904,272 S \* 12/2020 Lickliter ..... D12/209  
D908,057 S \* 1/2021 Mukti ..... D12/209  
D917,365 S \* 4/2021 Groth ..... D12/209  
D918,811 S \* 5/2021 VanRyn ..... D12/209  
D932,414 S \* 10/2021 Juergens ..... D12/209  
D932,415 S \* 10/2021 Kraljevic ..... D12/209

\* cited by examiner

*Primary Examiner* — Calvin E Vansant

(74) *Attorney, Agent, or Firm* — Ahn IP Law


(57) **CLAIM**

The ornamental design for an automotive wheel, as shown and described.

**DESCRIPTION**

FIG. 1 is a perspective view of an automotive wheel, showing my new design;  
FIG. 2 is a front view thereof;  
FIG. 3 is a perspective view of a second embodiment of an automotive wheel, showing my new design; and,  
FIG. 4 is a front view of the wheel shown in FIG. 3.  
The broken lines shown in the figures are included for the purpose of illustrating the environment and form no part of the claimed design.

**1 Claim, 4 Drawing Sheets**






FIG. 1




FIG. 2




FIG. 3




FIG. 4