



US00D987500S

(12) **United States Design Patent** (10) **Patent No.:** **US D987,500 S**
Thogersen (45) **Date of Patent:** **** May 30, 2023**

(54) **FRONT BUMPER FOR A VEHICLE**
(71) Applicant: **Bayerische Motoren Werke Aktiengesellschaft, Munich (DE)**
(72) Inventor: **Anders Thogersen, Munich (DE)**
(73) Assignee: **Bayerische Motoren Werke Aktiengesellschaft, Munich (DE)**

D852,691 S * 7/2019 Tovey D12/169
D855,510 S * 8/2019 Nissl D12/169
D873,727 S * 1/2020 Schneider D12/169
D875,624 S * 2/2020 Tanghe D12/169
D885,266 S * 5/2020 Kezha D12/169
D885,267 S * 5/2020 Tanghe D12/169
D890,649 S * 7/2020 Kang D12/169

(Continued)

(**) Term: **15 Years**
(21) Appl. No.: **29/813,875**
(22) Filed: **Nov. 2, 2021**

FOREIGN PATENT DOCUMENTS

WO WO DM/067830 6/2006
WO WO DM/088022 4/2016
WO WO DM/209878 2/2021

Primary Examiner — Melody N Brown
(74) *Attorney, Agent, or Firm* — Crowell & Moring LLP

(30) **Foreign Application Priority Data**
May 7, 2021 (DE) 402021100435.1
(51) **LOC (14) Cl.** **12-16**
(52) **U.S. Cl.**
USPC **D12/163**
(58) **Field of Classification Search**
USPC D12/163, 196, 86, 90-92, 169, 164, 171;
293/193.11; 180/68.1, 68.6
CPC B62B 9/16; B60K 11/08; B62D 25/08;
B60R 19/52
See application file for complete search history.

(57) **CLAIM**


The ornamental design for a front bumper for a vehicle, as shown and described.

DESCRIPTION

This application contains subject matter related to the following co-pending U.S. design patent applications: Application Ser. No. 29/747,494, filed Aug. 24, 2020 and entitled "Front Bumper for a Vehicle"; Application Ser. No. 29/813,873, filed herewith and entitled "Motor Vehicle, Toy Replica, and/or Other Replica"; and Application Ser. No. 29/813,882, filed herewith and entitled "Front Bumper for a Vehicle".
FIG. 1 is a front view of a front bumper for a vehicle according to the design;
FIG. 2 is a right, front perspective view thereof;
FIG. 3 is a left, bottom perspective view thereof;
FIG. 4 is a right side view thereof;
FIG. 5 is a left side view thereof;
FIG. 6 is a top view thereof;
FIG. 7 is a bottom view thereof; and,
FIG. 8 is a rear view thereof.

(56) **References Cited**
U.S. PATENT DOCUMENTS
D669,402 S * 10/2012 Elmitt D12/169
D716,199 S * 10/2014 Beermann D12/169
D735,096 S * 7/2015 Nissl D12/169
D748,543 S * 2/2016 Nissl D12/169
D772,120 S * 11/2016 Luk D12/169
D787,377 S * 5/2017 Al Attar D12/92
D787,990 S * 5/2017 Kozub D12/169
D803,100 S * 11/2017 Forschner D12/92
D803,112 S * 11/2017 Tomita D12/169
D825,412 S * 8/2018 Luk D12/169
D845,192 S * 4/2019 Sarreméjean D12/169

1 Claim, 8 Drawing Sheets



(56)

References Cited

U.S. PATENT DOCUMENTS

D890,650 S	*	7/2020	Kang	D12/169
D890,652 S	*	7/2020	Al Attar	D12/169
D891,323 S	*	7/2020	Peplowski	D12/169
D902,094 S	*	11/2020	Peplowski	D12/169
D902,095 S	*	11/2020	Wietzychowski	D12/169
D902,805 S	*	11/2020	Park	D12/169
D911,229 S	*	2/2021	Wietzychowski	D12/169
D923,536 S	*	6/2021	Lim	D12/169
D923,537 S	*	6/2021	Forschner	D12/169
D931,164 S	*	9/2021	Guille	D12/169
D931,165 S	*	9/2021	Montoya Bueloni	D12/169

* cited by examiner

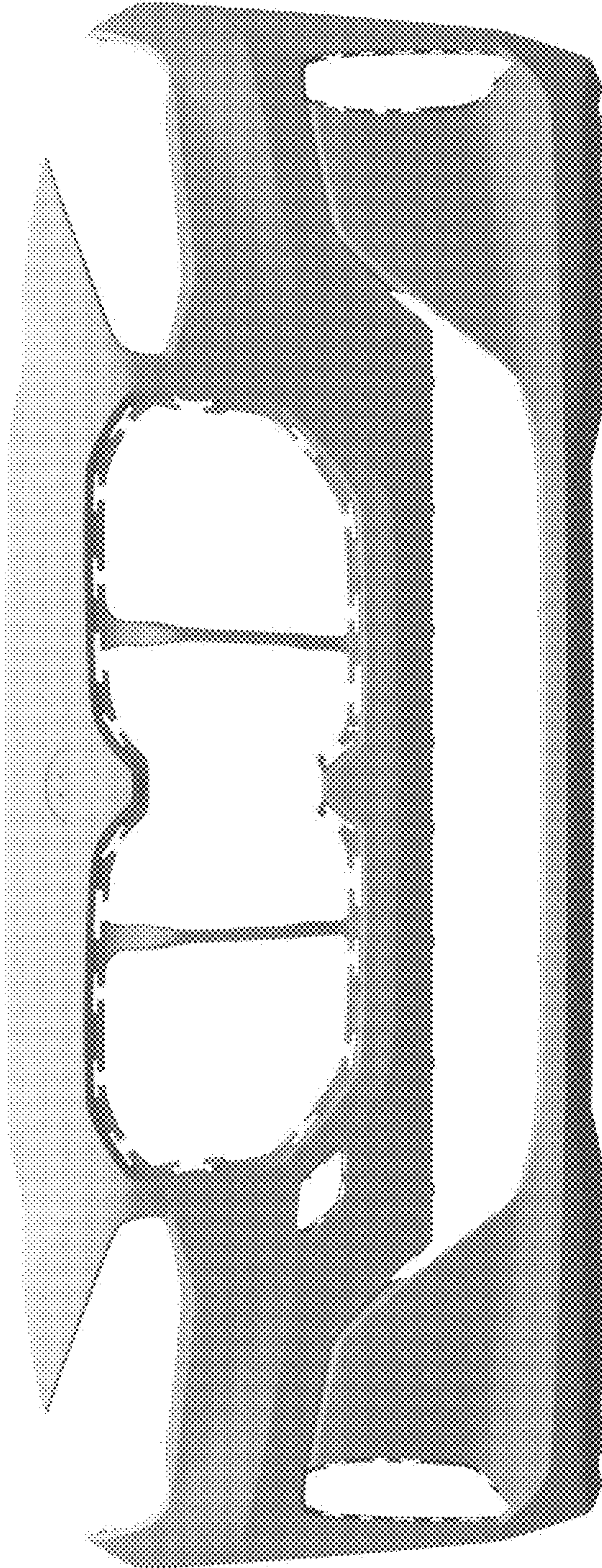


Fig. 1

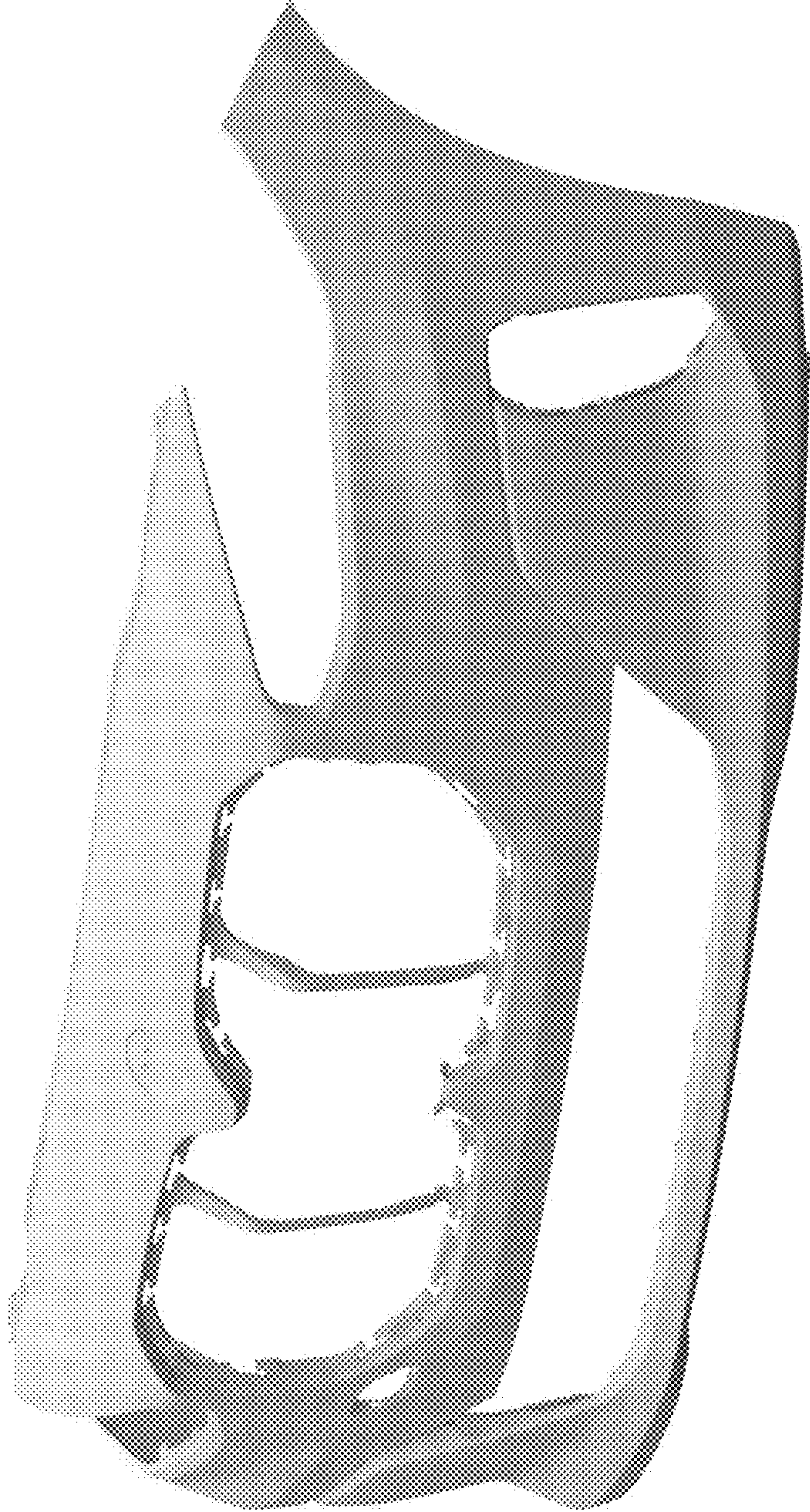


Fig. 2




Fig. 3




Fig. 4




Fig. 5




Fig. 6




Fig. 7




Fig. 8