



US00D987453S

(12) **United States Design Patent** (10) **Patent No.:** **US D987,453 S**
Zhao (45) **Date of Patent:** **** May 30, 2023**

(54) **RULER**
(71) Applicant: **Kearing Ltd.**, Shanghai (CN)
(72) Inventor: **Chongchao Zhao**, Shanghai (CN)
(73) Assignee: **Kearing Ltd.**, Shanghai (CN)
(**) Term: **15 Years**
(21) Appl. No.: **29/766,211**
(22) Filed: **Jan. 14, 2021**
(51) **LOC (14) Cl.** **10-04**
(52) **U.S. Cl.**
USPC **D10/64**
(58) **Field of Classification Search**
USPC D10/62, 64, 71, 74
CPC G01B 3/04; G01B 3/02; G01B 3/1003;
G01B 1/00; G01B 3/1041; G01B 11/02;
G01B 3/1084; G01B 3/1089; G01B
3/1092; G01B 3/1004; G01B 2003/1097;
G01B 3/10; G01B 5/02; G01B 21/02;
G01B 5/06
See application file for complete search history.

(56) **References Cited**
U.S. PATENT DOCUMENTS
D721,602 S * 1/2015 Iwasaki D10/64
D755,063 S * 5/2016 Leong D10/64
10,619,990 B2 * 4/2020 Chen G01B 3/04
D899,951 S * 10/2020 Zhao D10/64
D899,952 S * 10/2020 Zhao D10/64
D924,704 S * 7/2021 Tucker D10/64
D924,705 S * 7/2021 Tucker D10/64
2003/0110653 A1 * 6/2003 Schafer G01B 1/00
33/562

2007/0175052 A1 * 8/2007 Schafer B43L 7/005
33/1 B
2009/0025245 A1 * 1/2009 Brady B26B 29/06
33/562
2009/0158602 A1 * 6/2009 Lockyer B43L 7/005
33/562
2010/0223798 A1 * 9/2010 Zimmerman B43L 7/027
33/563
2015/0000146 A1 * 1/2015 Chang D05B 97/12
33/493
2018/0001498 A1 * 1/2018 Oey G01B 1/00
2019/0204057 A1 * 7/2019 Chen A41H 3/005
2021/0086344 A1 * 3/2021 Chen B25H 7/02

OTHER PUBLICATIONS

Clover Hot Hemmer, available on Amazon.com, date first available Feb. 15, 2018 [online], [site visited Dec. 22, 2022], Available from the internet URL: <<https://www.amazon.com/Clover-CL7700-Hot-Hemmer/dp/B079TW9HLF>>. (Year: 2018).*

* cited by examiner

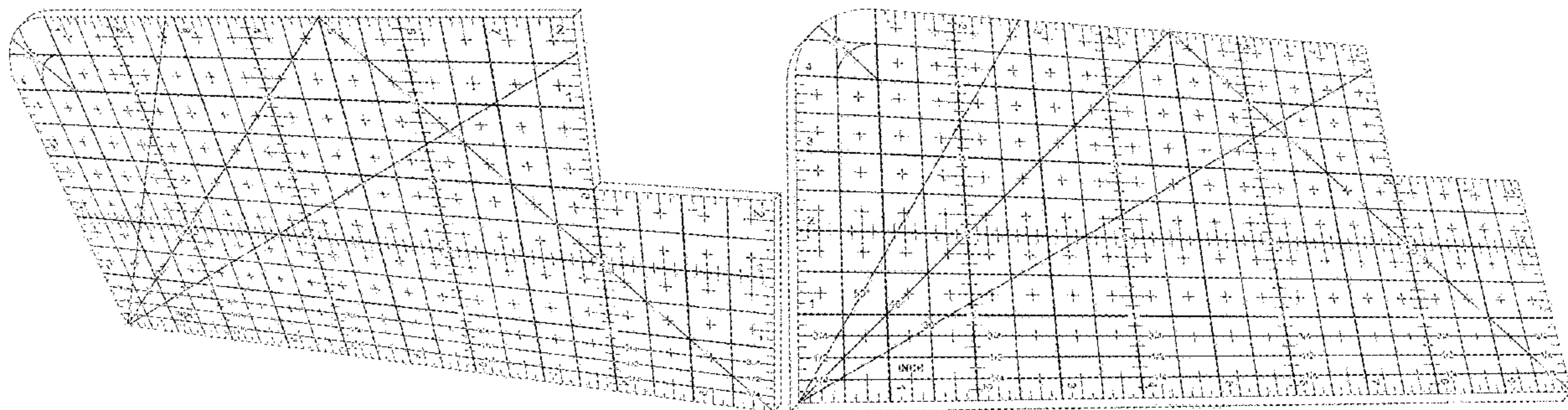
Primary Examiner — Joseph Kukella
Assistant Examiner — Lillian Windham

(57) **CLAIM**
The ornamental design for a ruler, as shown and described.

DESCRIPTION

FIG. 1 is a top, rear and right side perspective view of a ruler showing my new design;
FIG. 2 is a top, front and left side perspective view thereof; and,
FIG. 3 is a top plan view thereof.
The broken lines in the drawings illustrate portions of the ruler which form no part of the claimed design.

1 Claim, 3 Drawing Sheets



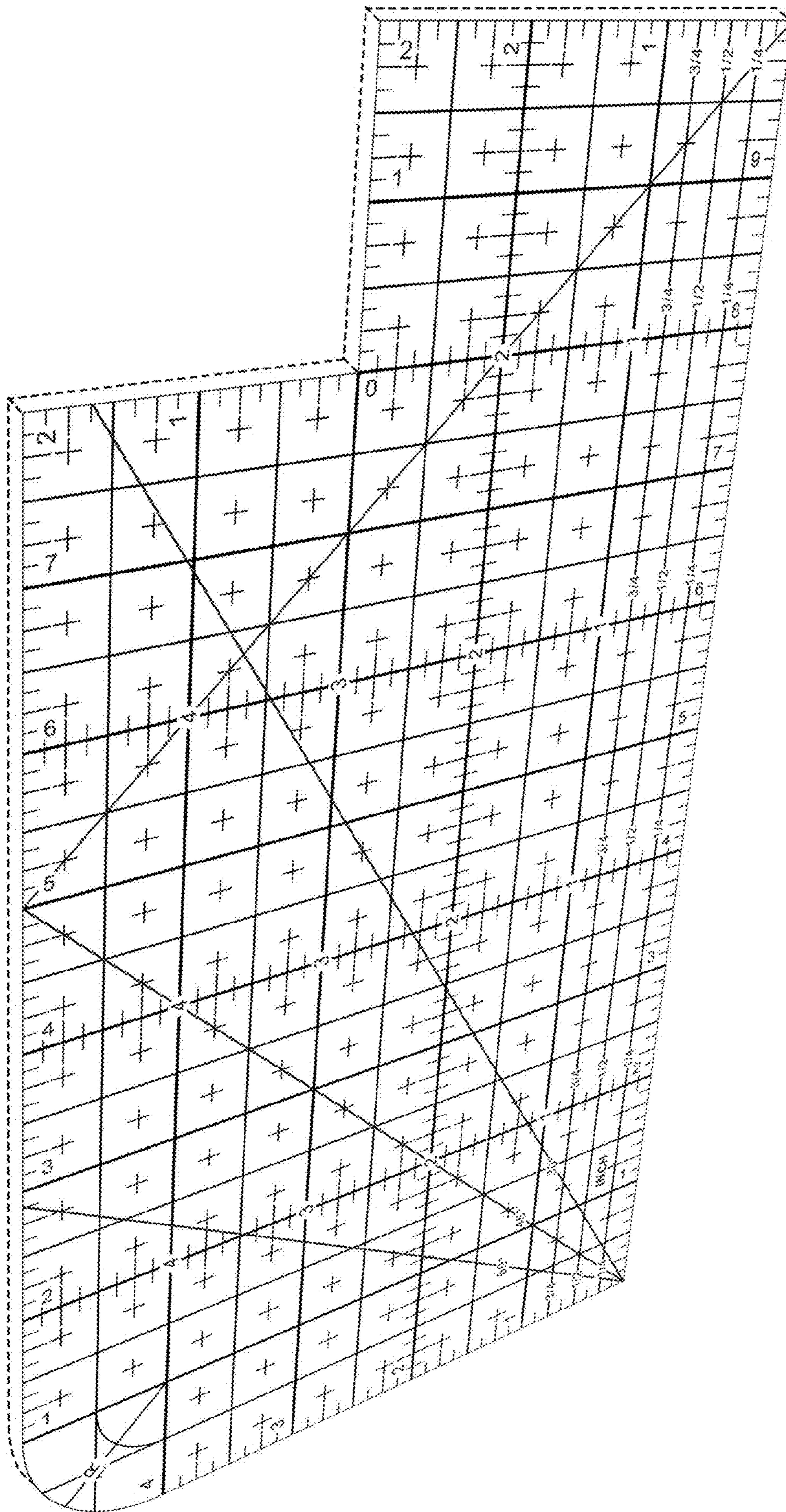


Fig. 1

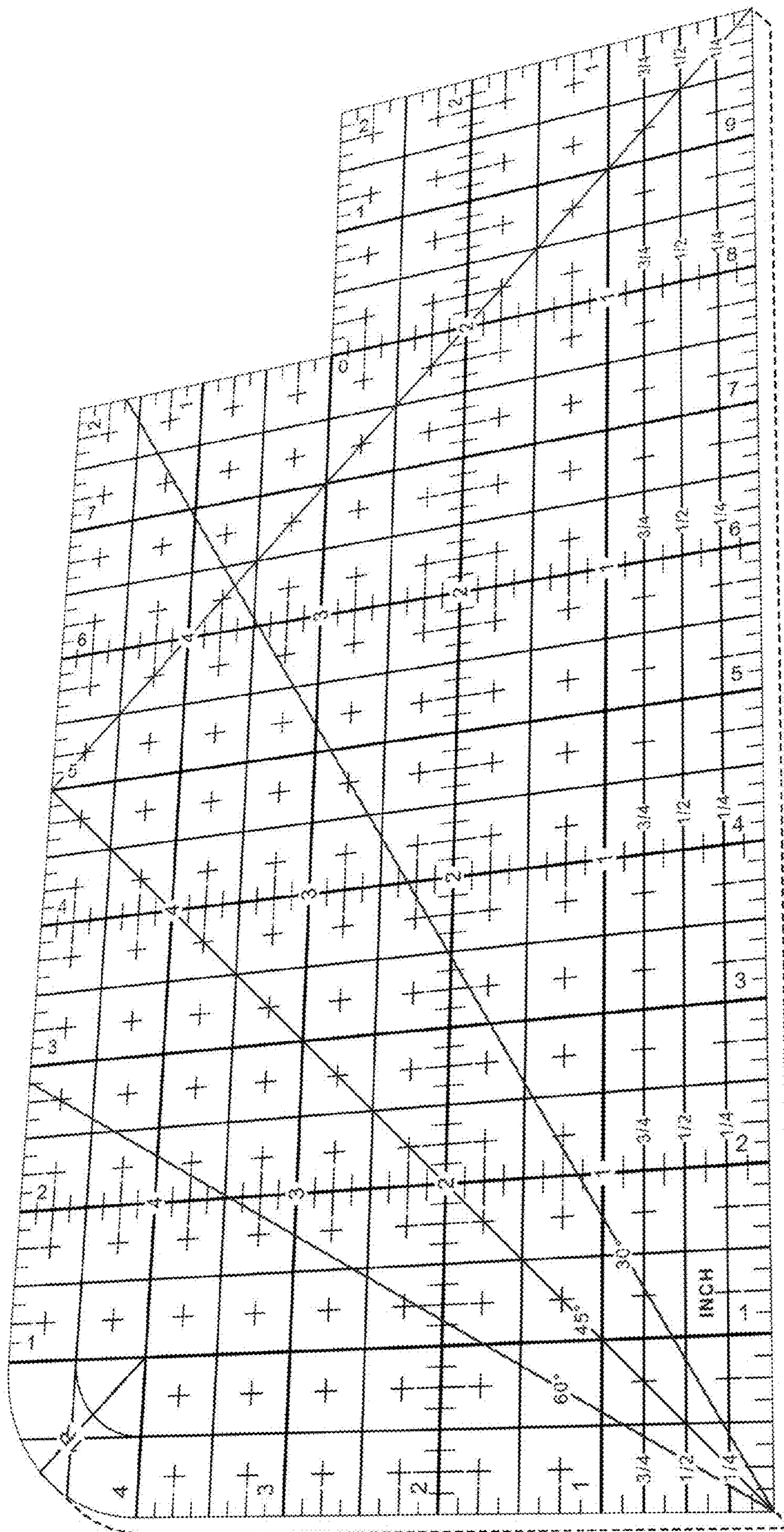


Fig. 2

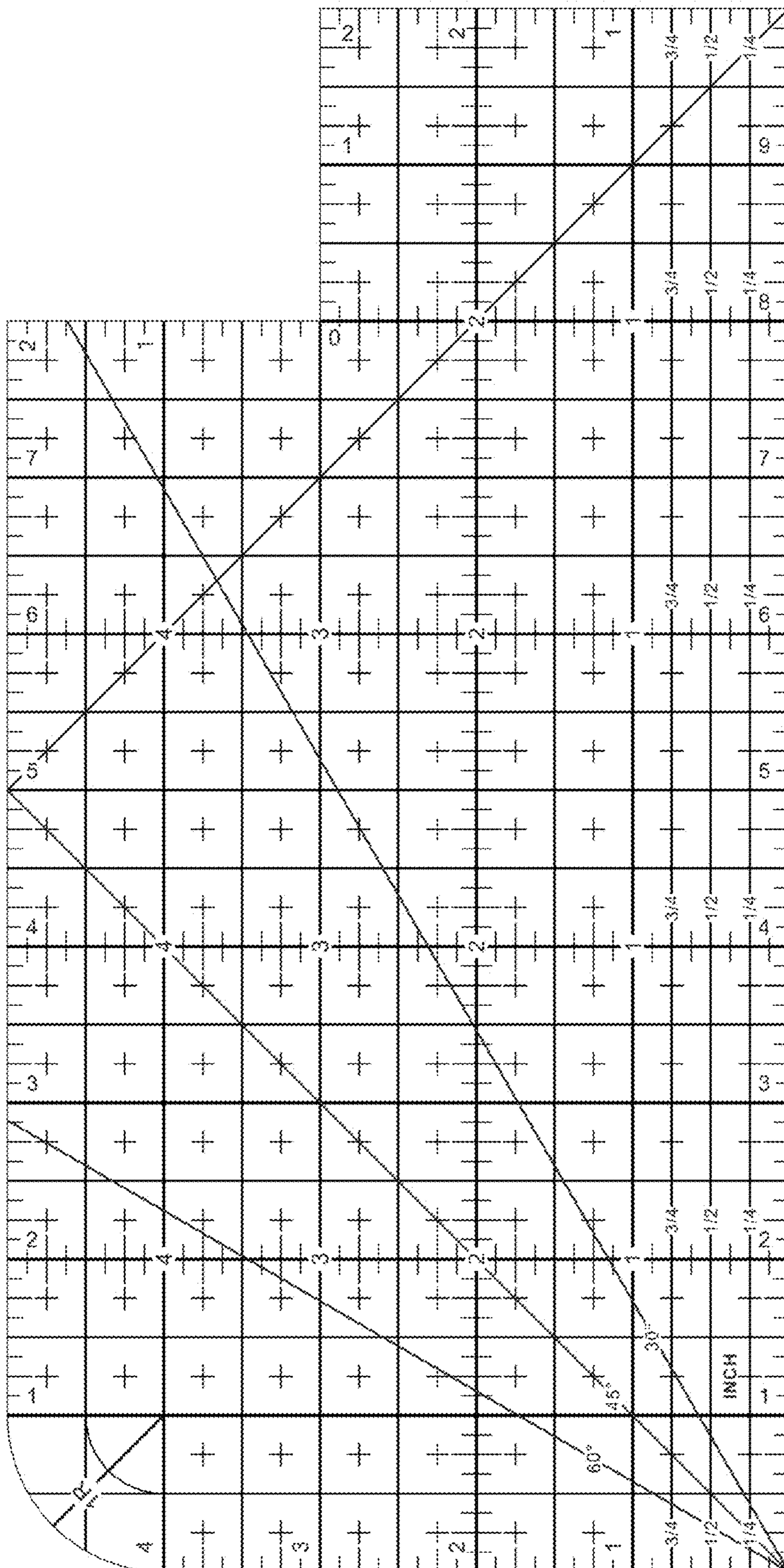


Fig. 3