



US00D987428S

(12) **United States Design Patent** (10) **Patent No.:** **US D987,428 S**  
**Roesler et al.** (45) **Date of Patent:** **\*\* May 30, 2023**

(54) **PACKAGING CONTAINER**  
(71) Applicant: **ROESLER IP GMBH**, Hergensweiler (DE)  
(72) Inventors: **Thiemo Roesler**, Wangen-Neuravensburg (DE); **Markus Mayer**, Lindau (DE)  
(73) Assignee: **ROESLER IP GMBH**  
(\*\*) Term: **15 Years**  
(21) Appl. No.: **29/783,921**  
(22) Filed: **May 17, 2021**  
(51) **LOC (14) Cl.** ..... **09-03**  
(52) **U.S. Cl.**  
USPC ..... **D9/415**  
(58) **Field of Classification Search**  
USPC ..... D9/414, 415, 424, 430, 431, 737;  
D24/117, 118, 227  
CPC ..... B65D 75/326; B65D 77/26; B65D  
2575/329; B65D 65/40; B65D 83/02;  
B65D 75/525; B65D 85/00; B65D  
2205/02; B65D 31/16  
See application file for complete search history.

(56) **References Cited**  
U.S. PATENT DOCUMENTS  
3,353,664 A \* 11/1967 Armentrout ..... A61M 5/002  
206/459.5  
5,392,909 A \* 2/1995 Hackett ..... A61B 50/3001  
206/451  
5,407,070 A \* 4/1995 Bascos ..... A61M 5/002  
206/467

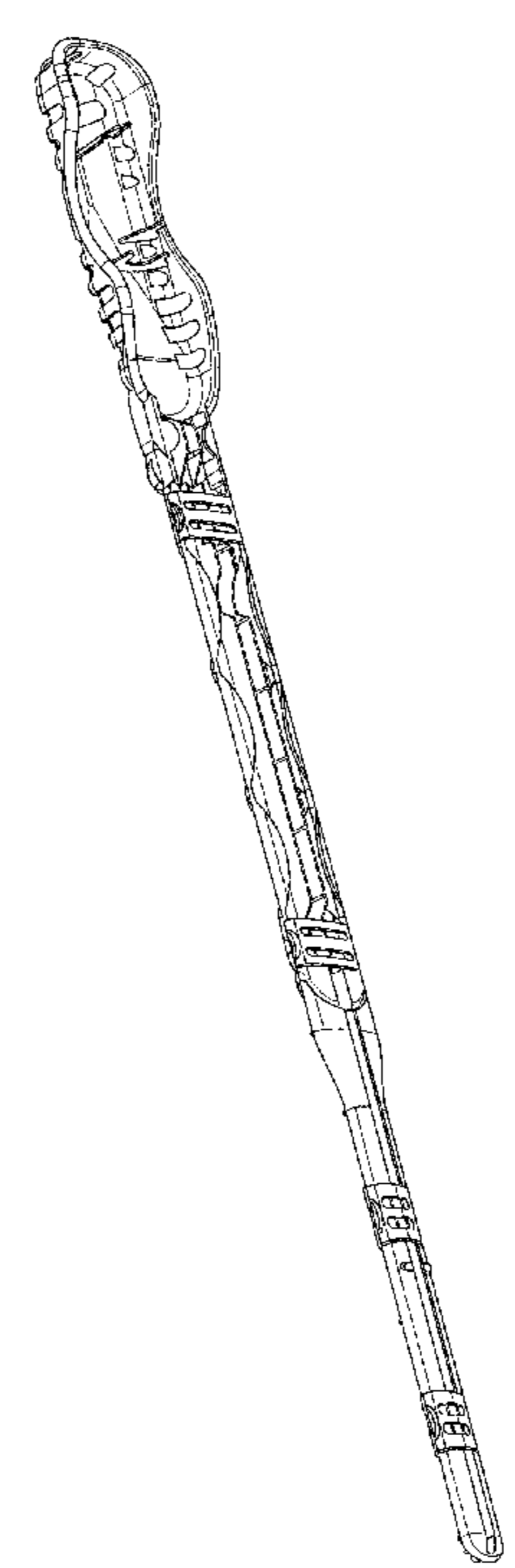
8,042,689 B2 \* 10/2011 Frojd ..... A61M 25/0637  
206/467  
9,827,063 B1 \* 11/2017 Barnell ..... B65D 25/105  
D811,210 S \* 2/2018 Gustavsson ..... D9/415  
9,943,664 B2 \* 4/2018 Gustavsson ..... A61M 25/002  
2006/0021890 A1 \* 2/2006 Wang ..... A61M 37/0076  
206/363  
2013/0292393 A1 \* 11/2013 Doherty ..... B65D 25/103  
220/675  
2015/0283332 A1 \* 10/2015 Woehr ..... A61M 5/3202  
221/26  
2018/0193847 A1 \* 7/2018 Gottermeier ..... A61B 5/150343  
2022/0024662 A1 \* 1/2022 Brockmann ..... B65D 77/26  
2022/0177211 A1 \* 6/2022 Beck ..... B65D 75/527

\* cited by examiner  
*Primary Examiner* — Lauren R Calve  
(74) *Attorney, Agent, or Firm* — Dentons Cohen & Grigsby P.C.

(57) **CLAIM**  
An ornamental design for a packaging container, as shown.

**DESCRIPTION**  
FIG. 1 is a top perspective view of the packaging container.  
FIG. 2 is a front view of the packaging container.  
FIG. 3 is a back view of the packaging container.  
FIG. 4 is a top view of the packaging container.  
FIG. 5 is a bottom view of the packaging container.  
FIG. 6 is a right side view of the packaging container; and,  
FIG. 7 is a left side view of the packaging container.  
The broken line showing in FIGS. 2-7 is for the purpose of illustrating portions of the packaging container and forms no part of the claimed design.

**1 Claim, 6 Drawing Sheets**



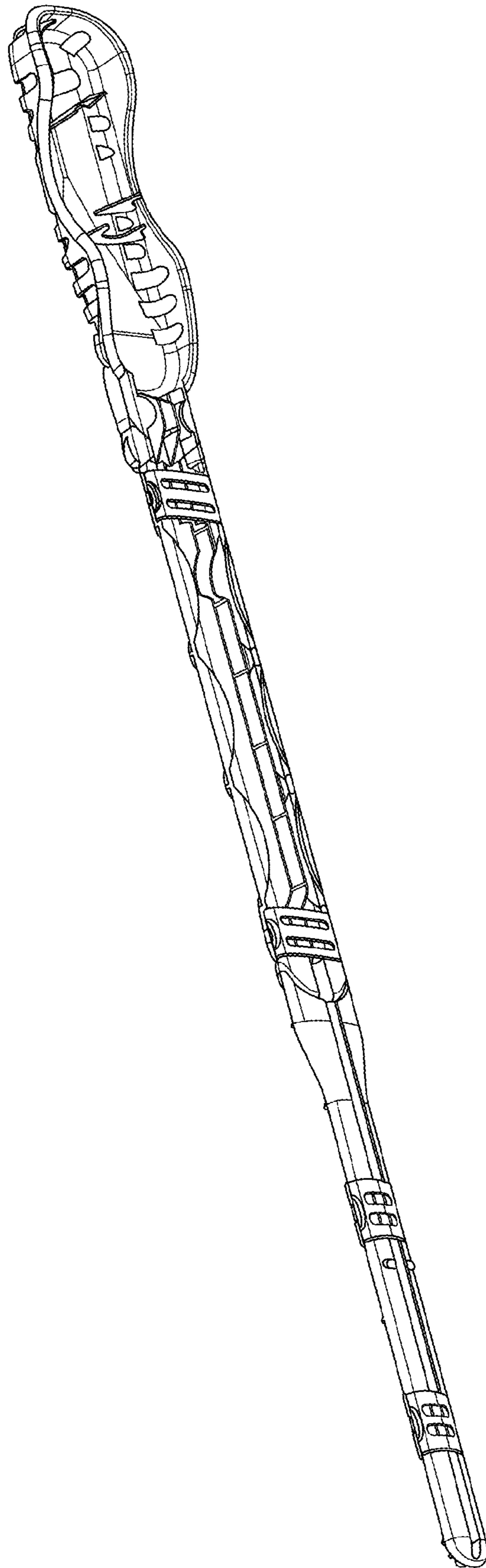


FIG. 1

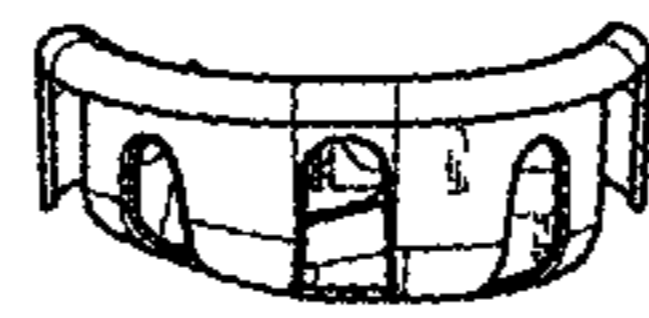


FIG. 2

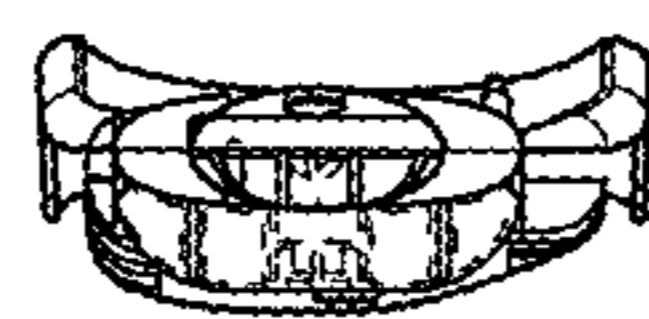


FIG. 3

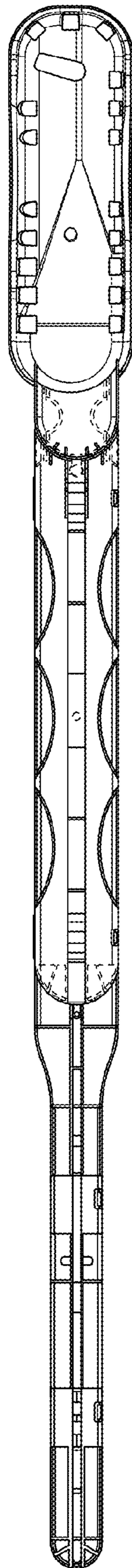


FIG. 4

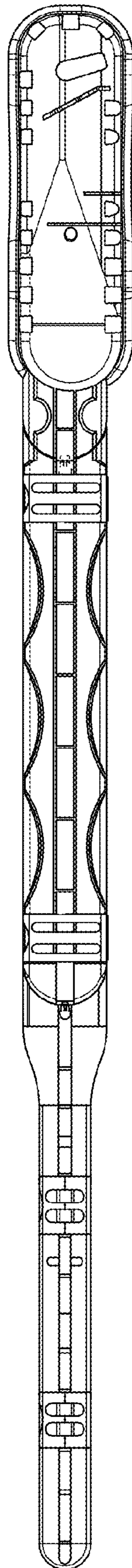


FIG. 5

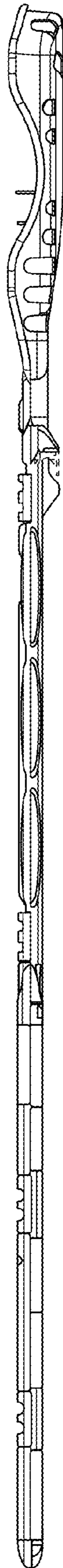


FIG. 6

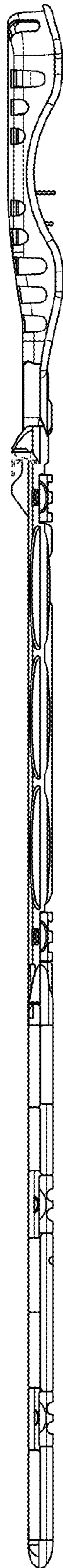


FIG. 7