



US00D987411S

(12) **United States Design Patent** (10) **Patent No.:** **US D987,411 S**
Hilliaho (45) **Date of Patent:** **** May 30, 2023**

(54) **BACK COVER FOR LOCK**
(71) Applicant: **LUMON INVEST OY**, Kouvola (FI)
(72) Inventor: **Esa Hilliaho**, Valkeala (FI)
(73) Assignee: **LUMON INVEST OY**, Kouvola (FI)
(**) Term: **15 Years**
(21) Appl. No.: **29/765,807**

D303,623 S * 9/1989 Pearson D8/330
D368,844 S * 4/1996 Wingfield D8/331
D375,671 S * 11/1996 Heithe D8/301
D417,833 S * 12/1999 Heithe D8/301
6,227,018 B1 * 5/2001 Miller A47F 3/002
312/137
D453,576 S * 2/2002 Scalzott D25/124
D662,396 S * 6/2012 Misner D8/343
9,228,375 B1 * 1/2016 Arnold E05B 47/0006
D760,063 S * 6/2016 Mello D8/343

(Continued)

(22) Filed: **Jan. 12, 2021**
(30) **Foreign Application Priority Data**

Jul. 16, 2020 (EM) 008044770-0002

(51) **LOC (14) Cl.** **08-07**

(52) **U.S. Cl.**
USPC **D8/343**

(58) **Field of Classification Search**
USPC D8/334, 333, 343, 339, 335, 330, 331,
D8/332; D99/28, 34, 35, 36
CPC E05B 15/0205; E05B 15/10; E05B 17/20;
E05B 63/0052; E05B 73/0005; E05B
67/003; E05B 73/00; E05B 45/005; E05C
1/04; E05C 17/365; Y10T 70/5009; Y10T
70/40; Y10T 70/5164; Y10T 24/3902;
Y10T 70/5013

See application file for complete search history.

(56) **References Cited**

U.S. PATENT DOCUMENTS

4,228,425 A * 10/1980 Cooke B32B 17/10761
52/782.1
D258,716 S * 3/1981 Ciener D8/343
D259,856 S * 7/1981 Ciener D8/343
4,429,912 A * 2/1984 Smith, Jr. E05B 65/0888
292/263
D283,296 S * 4/1986 Bancroft D25/119
4,690,445 A * 9/1987 Hartley E05B 15/0205
292/87

FOREIGN PATENT DOCUMENTS

CA 200555 * 1/2021

OTHER PUBLICATIONS

Weldable Lock Box, by Locinox on locinoxusa.com. No date available. Found online [Nov. 10, 2022], https://www.locinoxusa.com/gate-hardware/accessories-for-locks-keeps/various/weldable-lock-box-for-h-metal-wb-hwlb.*

(Continued)

Primary Examiner — Eliza Z Harvey
Assistant Examiner — Kayla Marie Bennett
(74) *Attorney, Agent, or Firm* — Jacobson Holman PLLC

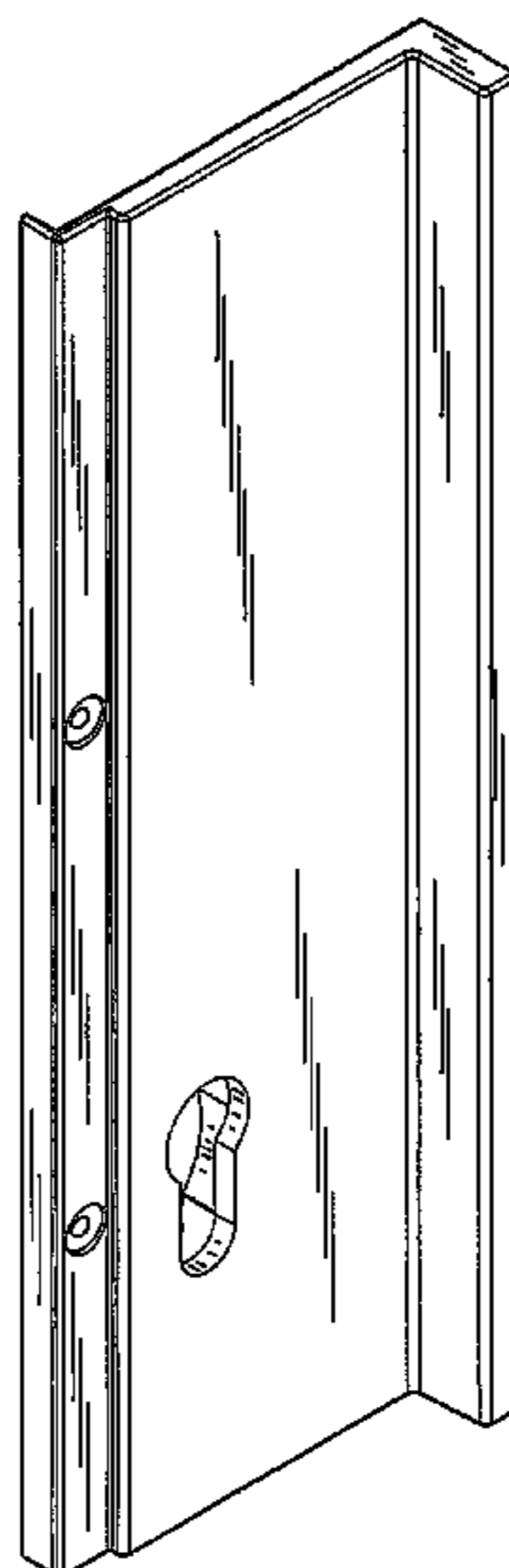
(57) **CLAIM**

I claim the ornamental design for a back cover for lock, as shown and described.

DESCRIPTION

FIG. 1 is a front perspective view of a back cover for lock; FIG. 2 is a back perspective view of FIG. 1; FIG. 3 is a front elevational view of FIG. 1; FIG. 4 is a back elevational view of FIG. 1; FIG. 5 is a left side elevational view of FIG. 1; FIG. 6 is a right side elevational view of FIG. 1; FIG. 7 is a bottom view of FIG. 1; and, FIG. 8 is a top view of FIG. 1.

1 Claim, 5 Drawing Sheets



(56)

References Cited

U.S. PATENT DOCUMENTS

D850,885 S * 6/2019 Ronge D8/330
2007/0205616 A1 * 9/2007 Cutrer E05B 15/0205
292/340
2010/0323054 A1 * 12/2010 Starkey B29C 33/38
425/451.9
2016/0215526 A1 * 7/2016 AbuGhazaleh E05B 65/006
2021/0094396 A1 * 4/2021 Schollhammer B60J 7/068

OTHER PUBLICATIONS

Union Din Deadlocking Nightlatch, by Saunderson on saundersonsecurity.co.uk. No date available. Found online [Nov. 10, 2022]. <https://saundersonsecurity.co.uk/union-din-deadlocking-nightlatch.html>.*

Iver Mortice Lock Euro, by Iver Mortice Locks on thelockshop.com.au. No date available. Found online [Nov. 10, 2022]. <https://thelockshop.com.au/products/tradco-euro-mortice-lock-85mm-pitch>.*

* cited by examiner

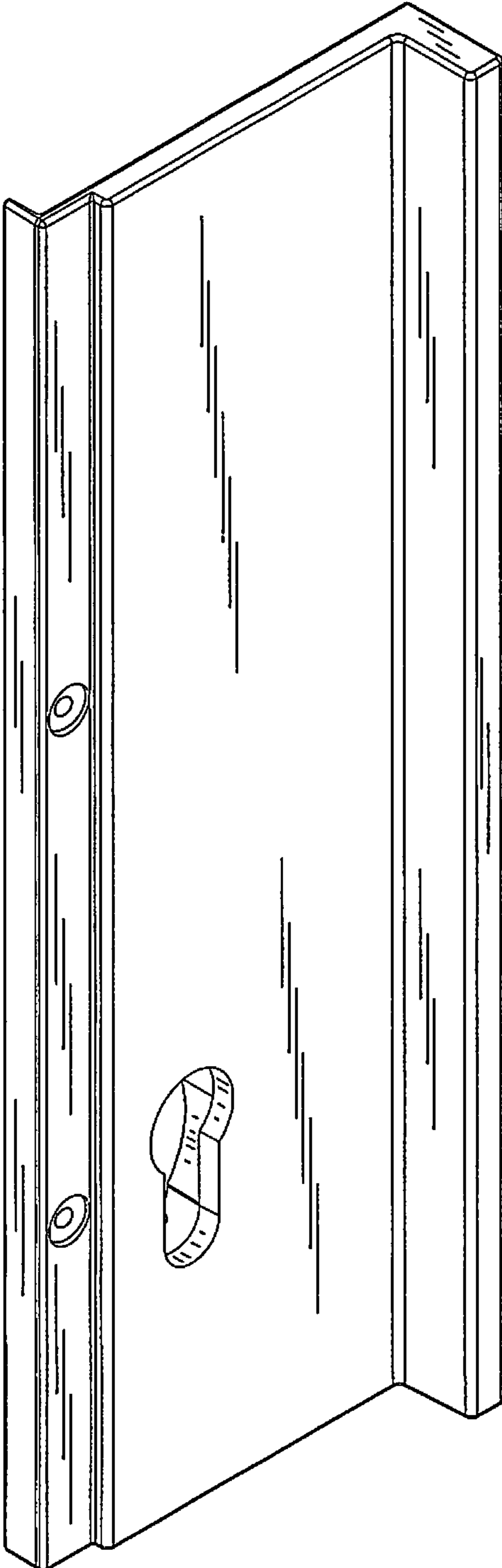


FIG. 1

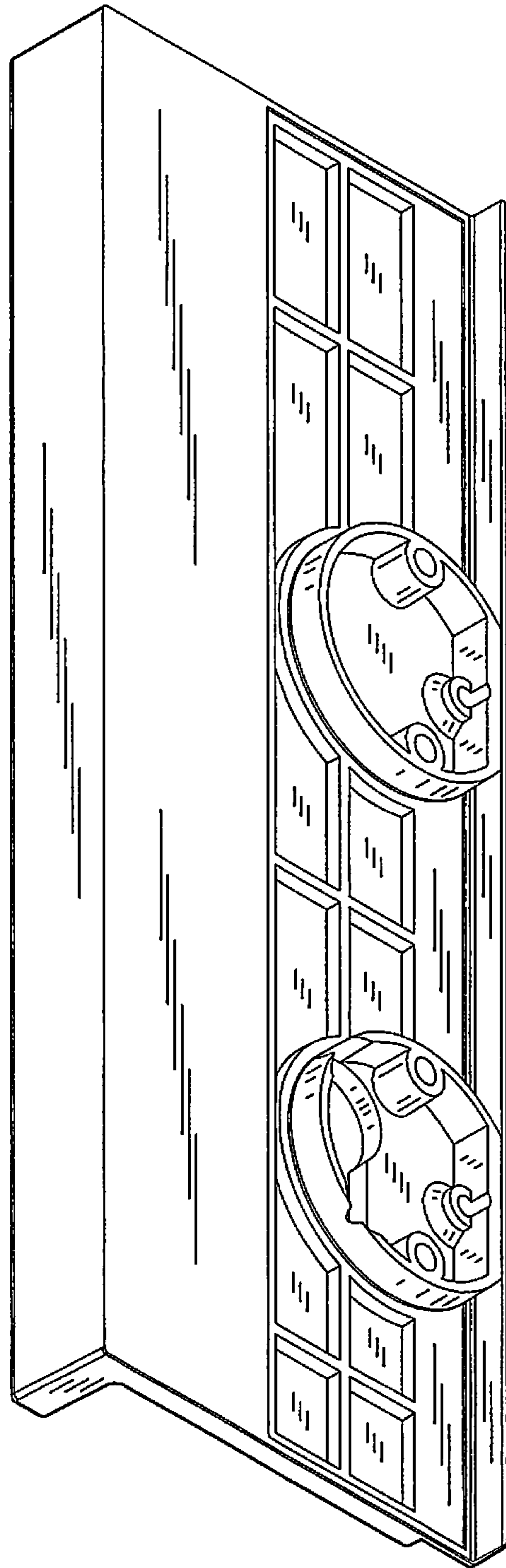


FIG. 2

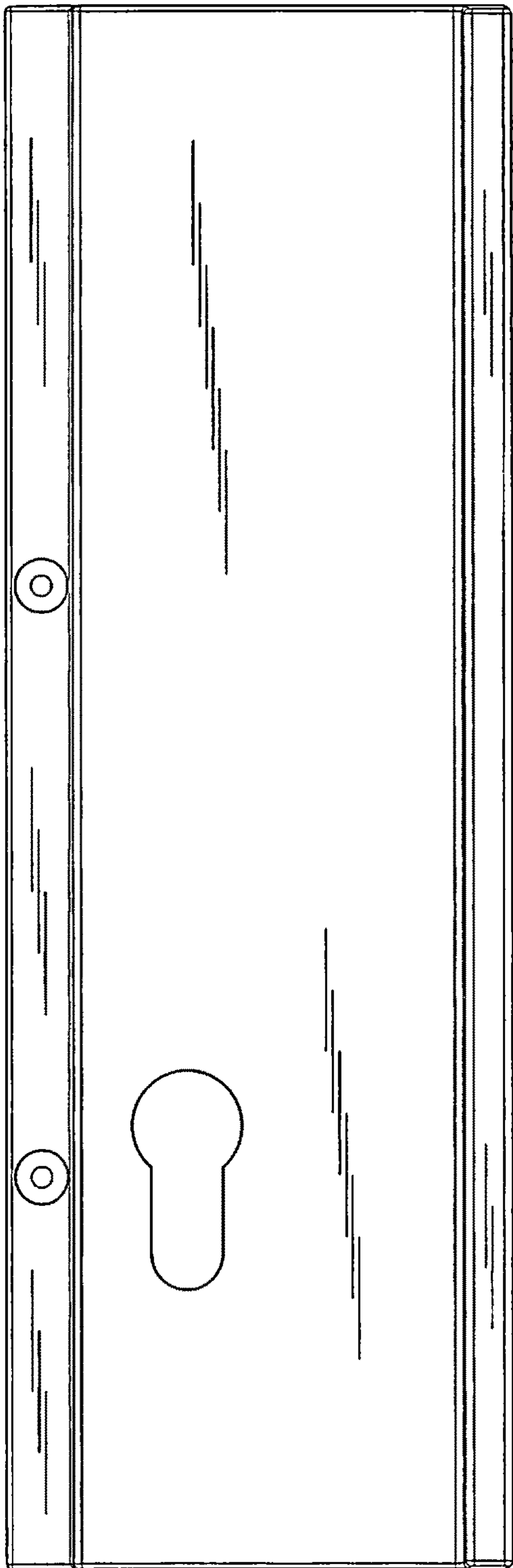


FIG. 3

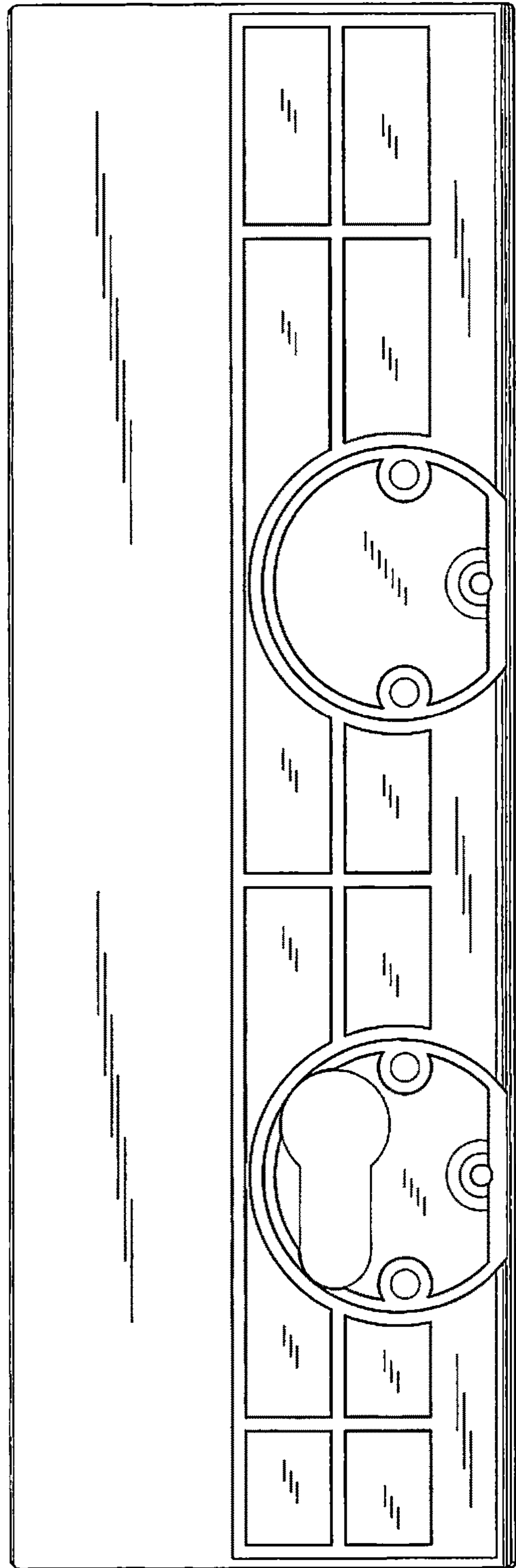


FIG. 4




FIG. 5



FIG. 6

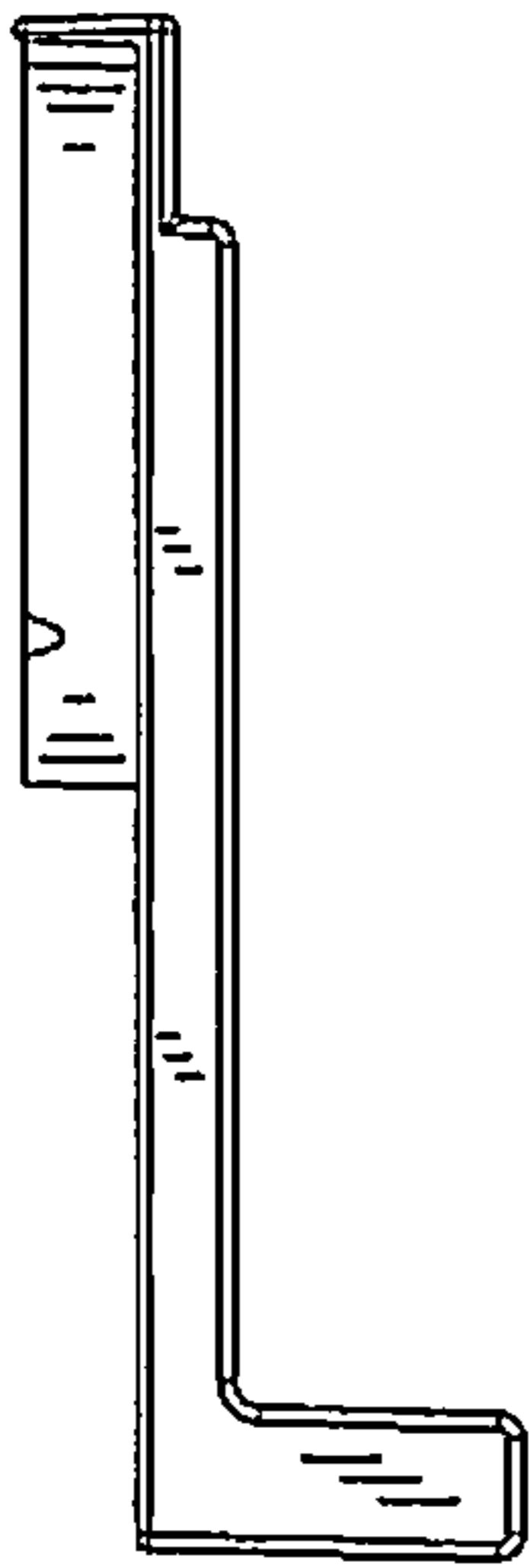


FIG. 7

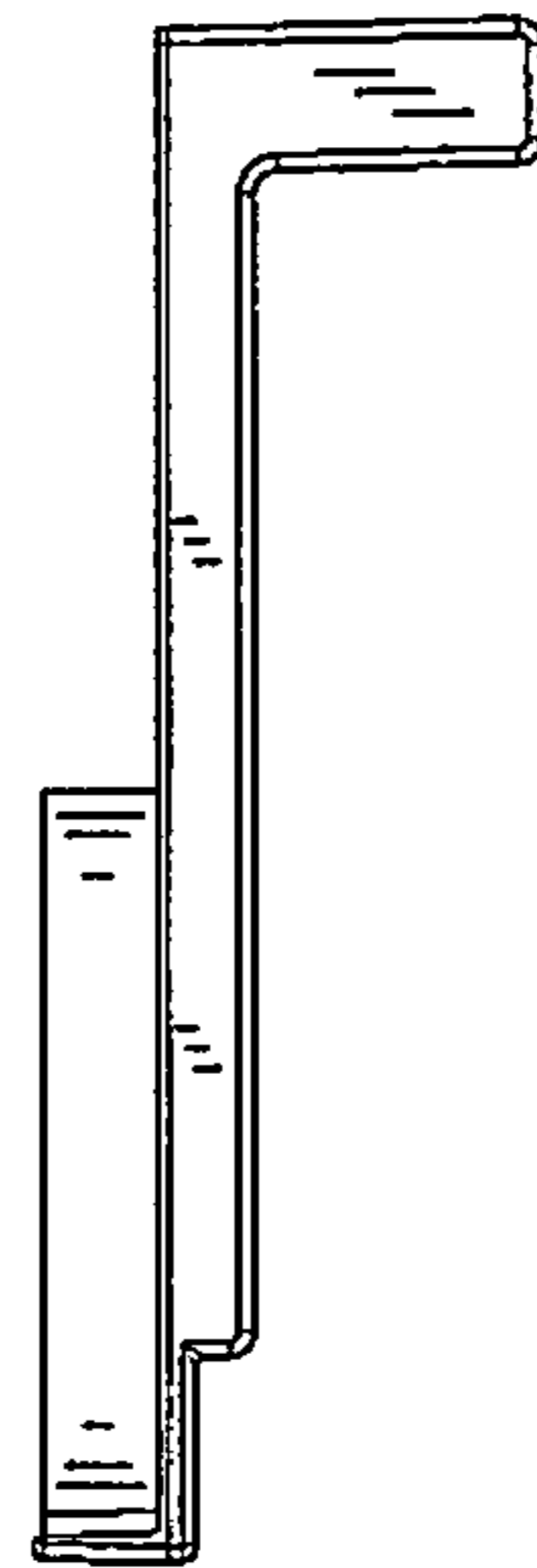


FIG. 8