



US00D987387S

(12) **United States Design Patent**  
**Rose**

(10) **Patent No.:** **US D987,387 S**

(45) **Date of Patent:** **\*\* May 30, 2023**

(54) **COOKIE TONG**

(71) Applicant: **William Clayton Rose**, Mission Viejo,  
CA (US)

(72) Inventor: **William Clayton Rose**, Mission Viejo,  
CA (US)

(\*\*) Term: **15 Years**

(21) Appl. No.: **29/800,525**

(22) Filed: **Jul. 21, 2021**

(51) **LOC (14) Cl.** ..... **07-06**

(52) **U.S. Cl.**  
USPC ..... **D7/687**

(58) **Field of Classification Search**  
USPC ..... D7/680-696, 393, 395, 368, 669; D8/57  
CPC ..... A47G 21/10; A47J 43/283; A47J 43/28;  
A47J 43/00; A47J 43/288; A21C 15/00;  
B25B 7/00; B25B 7/02; B25B 7/04;  
B25B 9/00; B25B 9/02; B25B 9/04;  
A47F 13/00

See application file for complete search history.

(56) **References Cited**

**U.S. PATENT DOCUMENTS**

2,559,978	A	8/1946	Marco	
2,747,912	A	11/1952	Franklin	
3,361,468	A	1/1968	Case	
3,685,097	A *	8/1972	Scott	..... A47G 21/065 452/17

D294,672	S *	3/1988	Chasen	..... D7/687
5,901,993	A	5/1999	Lowery et al.	
D480,278	S *	10/2003	Jones	..... D7/680
7,300,083	B2	11/2007	Hamazaki	
D784,096	S	4/2017	Jones	
2004/0084912	A1 *	5/2004	Palmieri	..... A47J 43/283 294/92
2004/0104586	A1	6/2004	Rose	
2012/0321775	A1 *	12/2012	Parker	..... A47J 43/283 294/99.2

\* cited by examiner

*Primary Examiner* — Terry A Wallace

(74) *Attorney, Agent, or Firm* — Clement Cheng

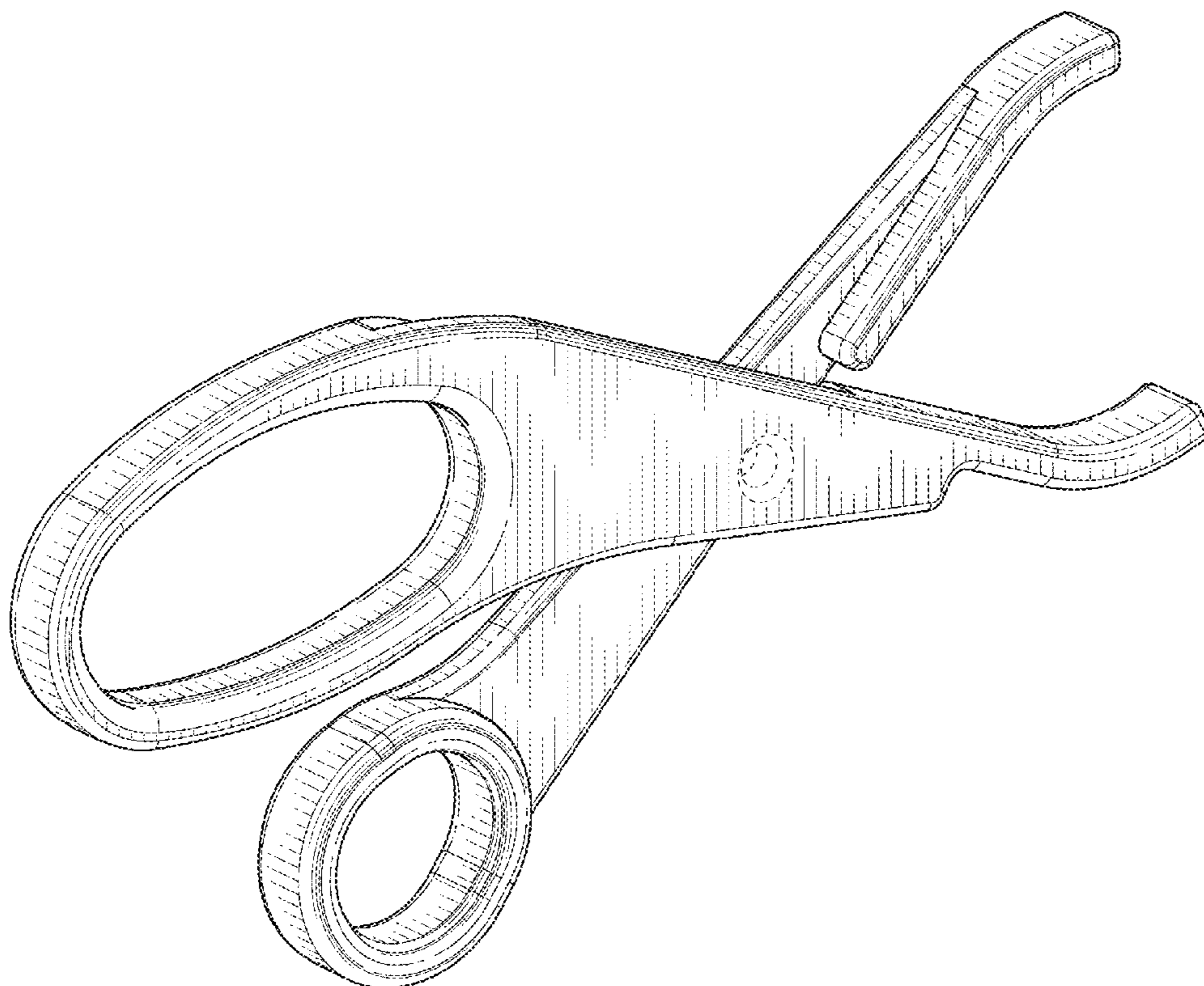
(57) **CLAIM**

The ornamental design for a cookie tong, as shown and described.

**DESCRIPTION**

FIG. 1 is a front perspective view of a cookie tong.  
FIG. 2 is a back perspective view of a cookie tong.  
FIG. 3 is a front view of the cookie tong shown in FIG. 1.  
FIG. 4 is a rear view of the cookie tong shown in FIG. 1.  
FIG. 5 is a left side view of the cookie tong shown in FIG. 1.  
FIG. 6 is a right side view of the cookie tong shown in FIG. 1.  
FIG. 7 is a top view of the cookie tong shown in FIG. 1; and,  
FIG. 8 is a bottom view of the cookie tong shown in FIG. 1.  
The dotted line disclosure in FIGS. 1-4 forms no part of the claimed invention.

**1 Claim, 6 Drawing Sheets**



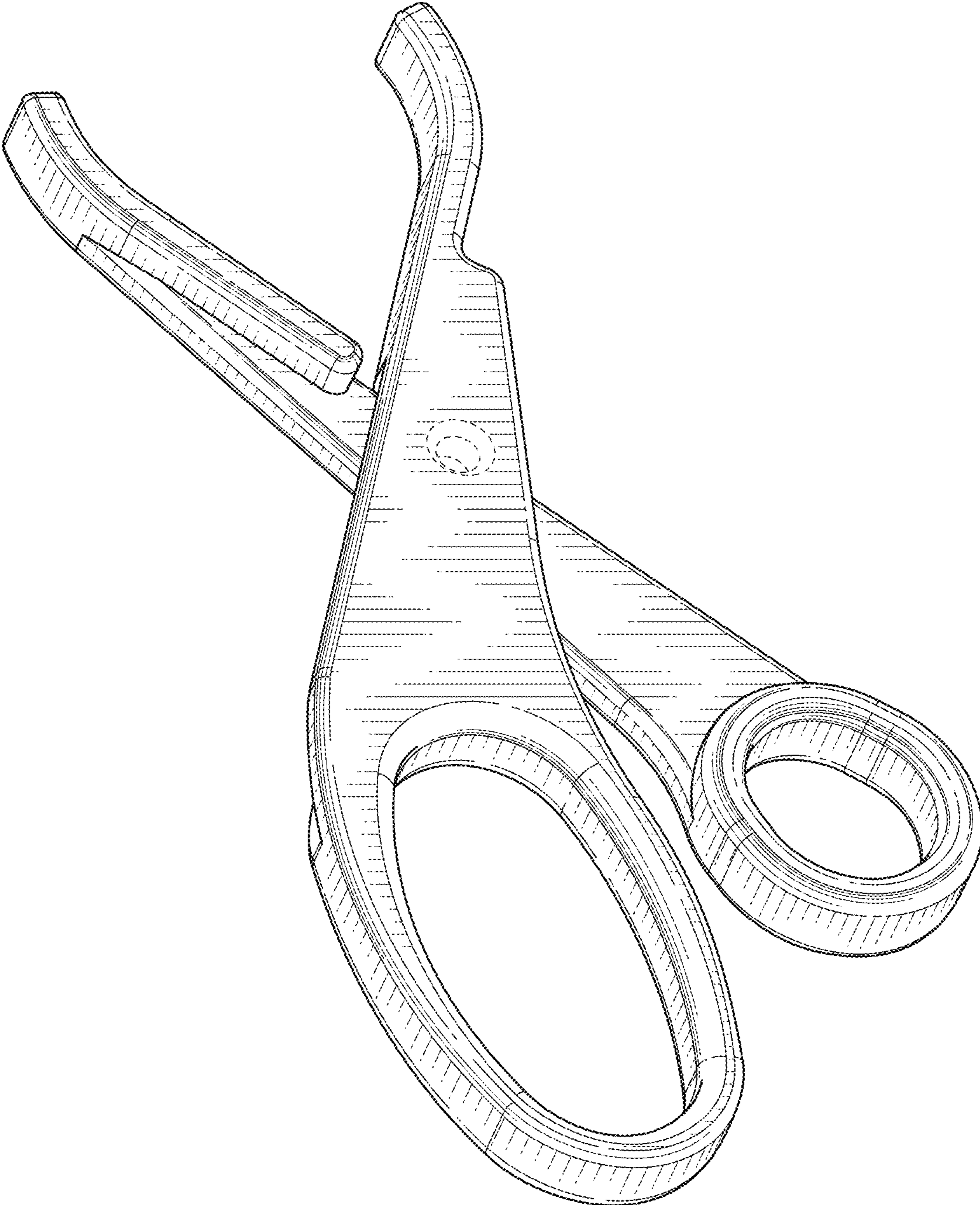


FIG. 1

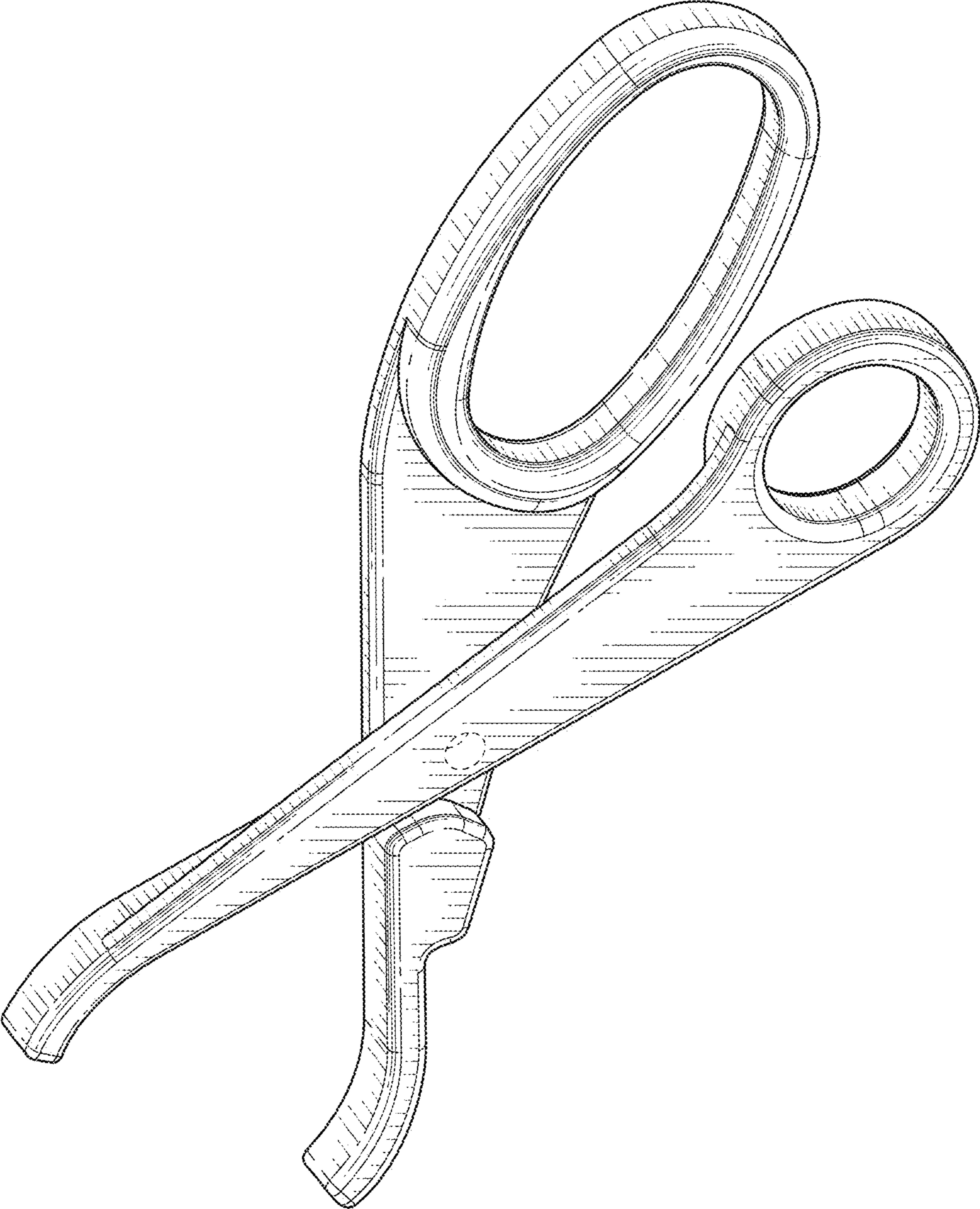


FIG. 2

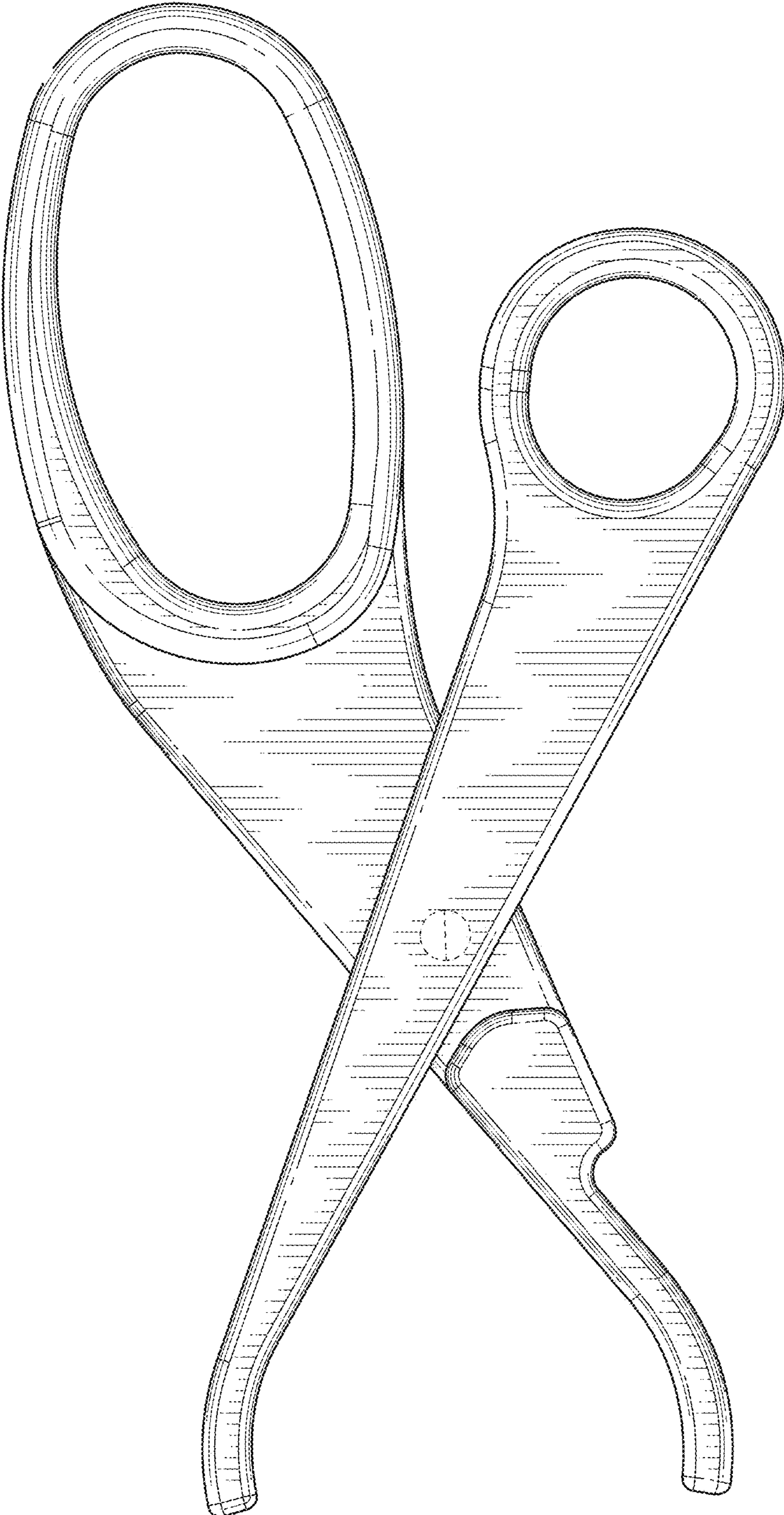


FIG. 3

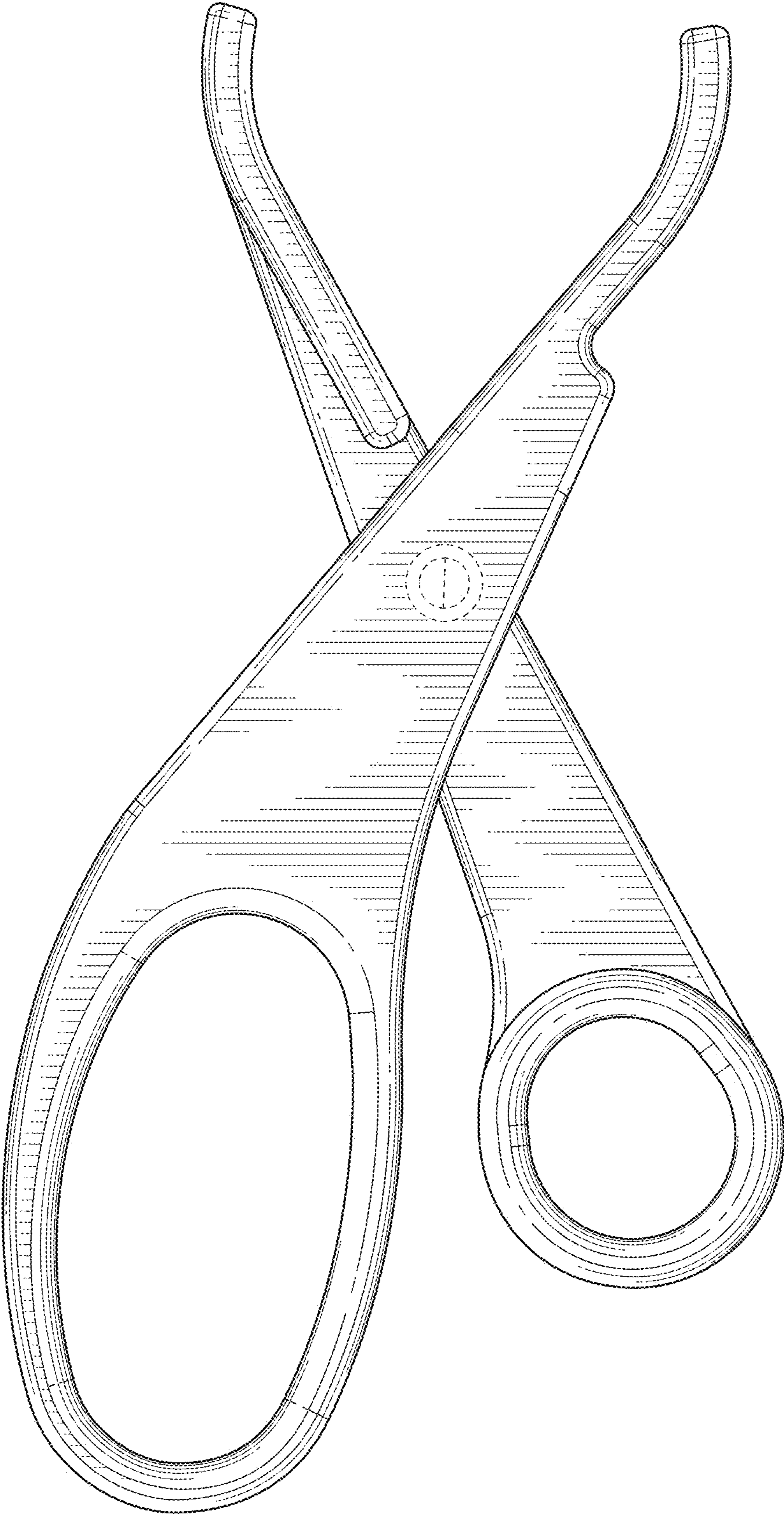


FIG. 4

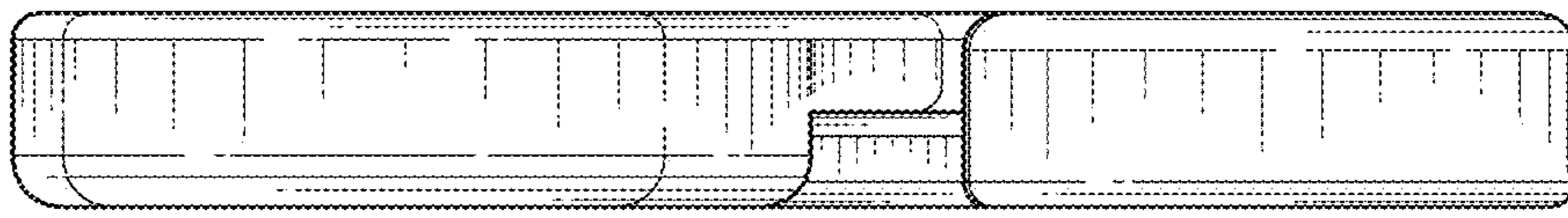


FIG. 6

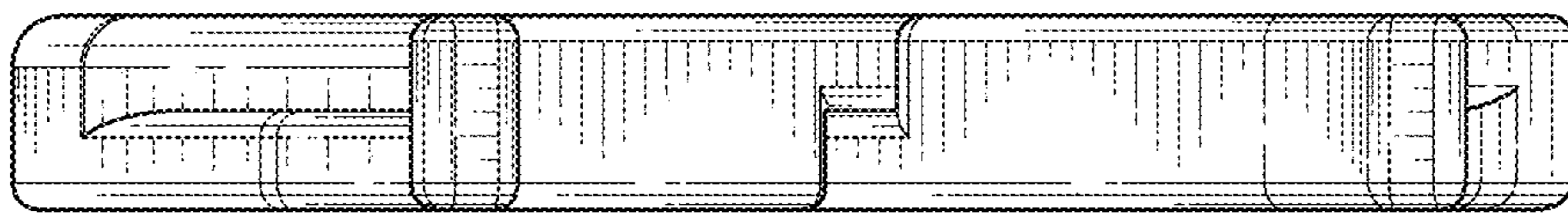


FIG. 5

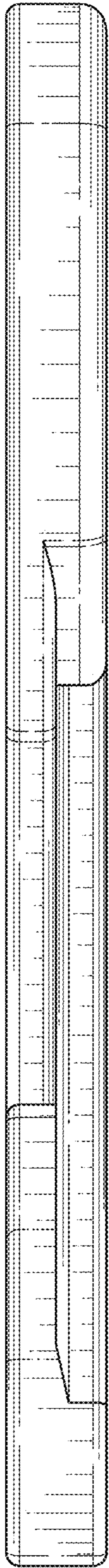


FIG. 7




FIG. 8