



US00D987365S

(12) **United States Design Patent**
Dwork

(10) **Patent No.:** **US D987,365 S**

(45) **Date of Patent:** **** May 30, 2023**

(54) **PALM LEAF LID AND A PALM LEAF FOOD CONTAINER**

(71) Applicant: **Michael D. Dwork**, Westport, CT (US)

(72) Inventor: **Michael D. Dwork**, Westport, CT (US)

(**) Term: **15 Years**

(21) Appl. No.: **29/775,969**

(22) Filed: **Mar. 26, 2021**

(51) **LOC (14) Cl.** **07-02**

(52) **U.S. Cl.**
USPC **D7/354**; D7/391

(58) **Field of Classification Search**

USPC D7/323, 354-361, 543, 545, 549, 550.1,
D7/553.1-553.8, 554.1-554.4, 555, 584,
D7/586, 587; D9/430-433, 455-456,
D9/737, 756-762; D25/105, 113, 138,
D25/150

CPC A21B 3/00; A21B 3/13; A21B 3/15; A21B
3/134; A21B 5/00; A21B 5/02; A23L
13/50; A47J 36/022; A47J 36/025; A47J
36/027; A47J 36/04; A47J 37/00; A47J
37/04; A47J 37/049; A47J 37/18; A47J
37/106; B65D 1/22; B65D 1/24; B65D
1/34; B65D 1/36; B65D 43/02; B65D
81/343; B65D 85/36

See application file for complete search history.

(56) **References Cited**

U.S. PATENT DOCUMENTS

D608,914 S * 1/2010 Heatherly D25/138
D653,496 S * 2/2012 Henry D7/354

D663,441 S * 7/2012 Schober D25/138
D663,863 S * 7/2012 Schober D25/138
D705,949 S * 5/2014 Schober D25/105
D706,956 S * 6/2014 Schober D25/105
D732,196 S * 6/2015 Price D25/150
D788,538 S * 6/2017 Vukkisila D7/587
D819,236 S * 5/2018 Stephens D25/150
10,004,345 B1 * 6/2018 Vukkisila B65D 43/02
D837,606 S * 1/2019 Dwork D7/584
D904,126 S * 12/2020 Chiang D7/554.3
D913,751 S * 3/2021 Passot D7/554.3

* cited by examiner

Primary Examiner — Ricky Pham

(74) *Attorney, Agent, or Firm* — Merchant & Gould P.C.

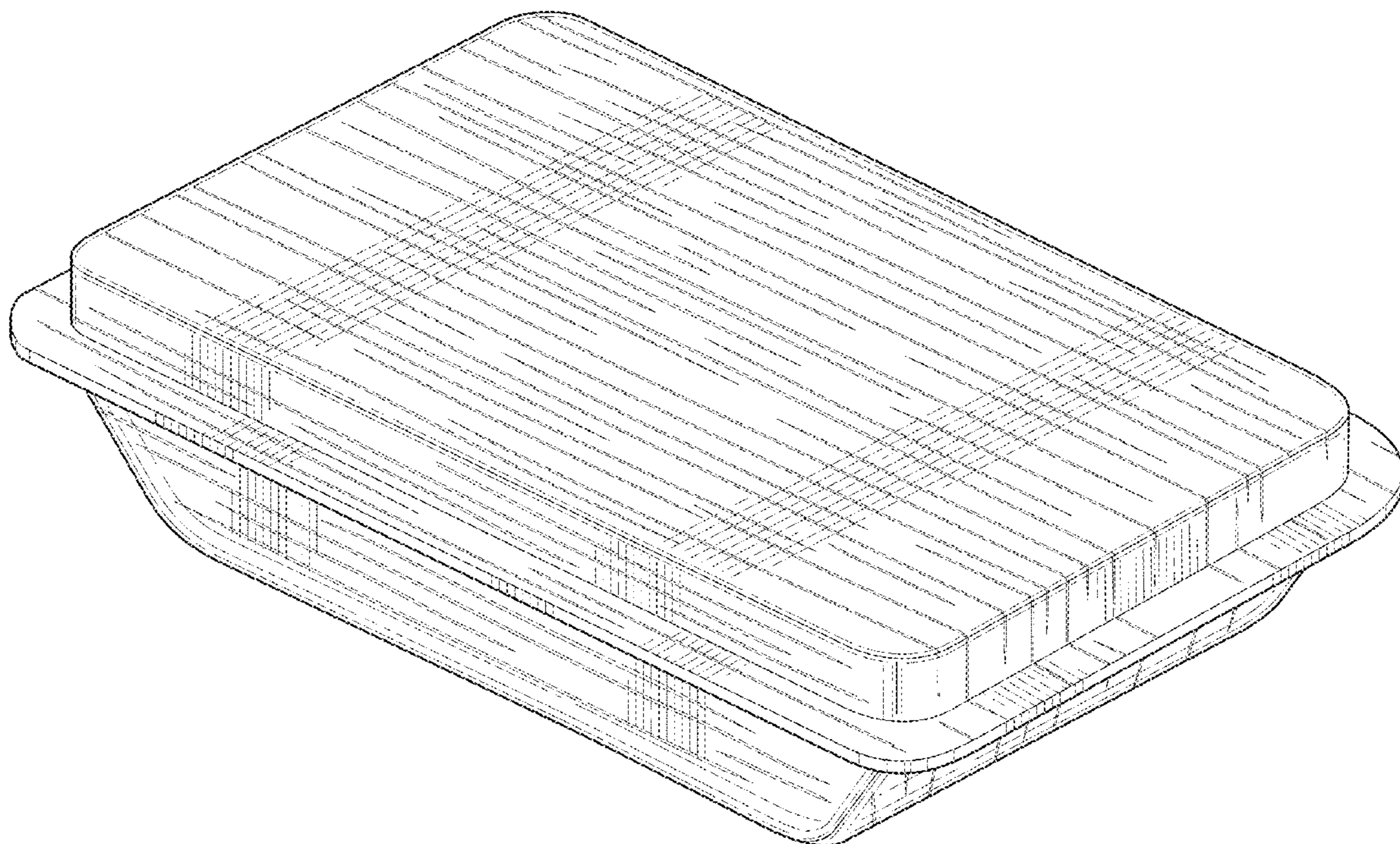
(57) **CLAIM**

The ornamental design for a palm leaf lid and a palm leaf food container, as shown and described.

DESCRIPTION

FIG. 1 is an isometric view of a palm leaf lid and a palm leaf food container according to the present disclosure; FIG. 2 is a front view thereof; FIG. 3 is a rear view thereof; FIG. 4 is a right side view thereof; FIG. 5 is a left side view thereof; FIG. 6 is a top view thereof; and, FIG. 7 is a bottom view thereof.

1 Claim, 5 Drawing Sheets



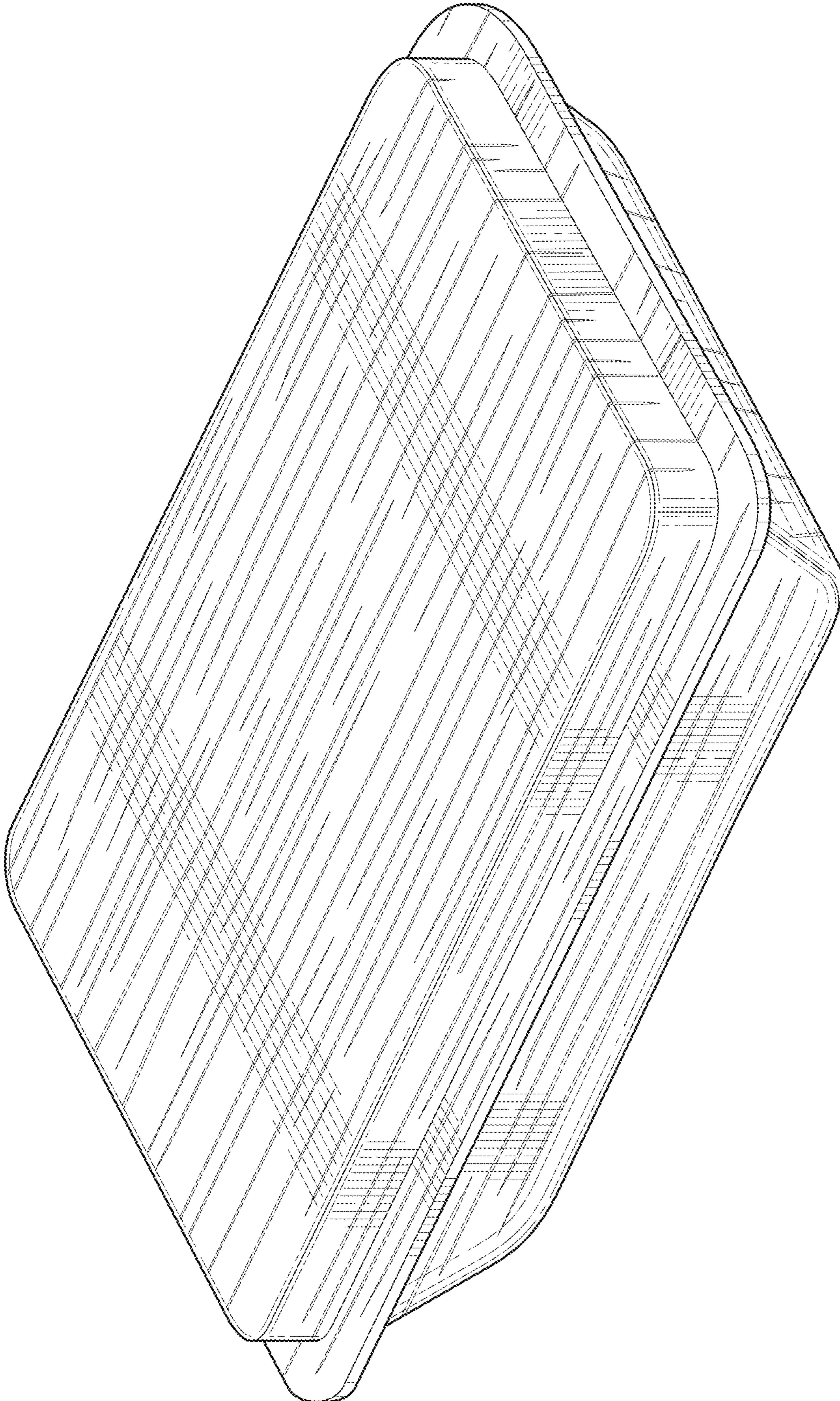


FIG. 1




FIG. 2




FIG. 3

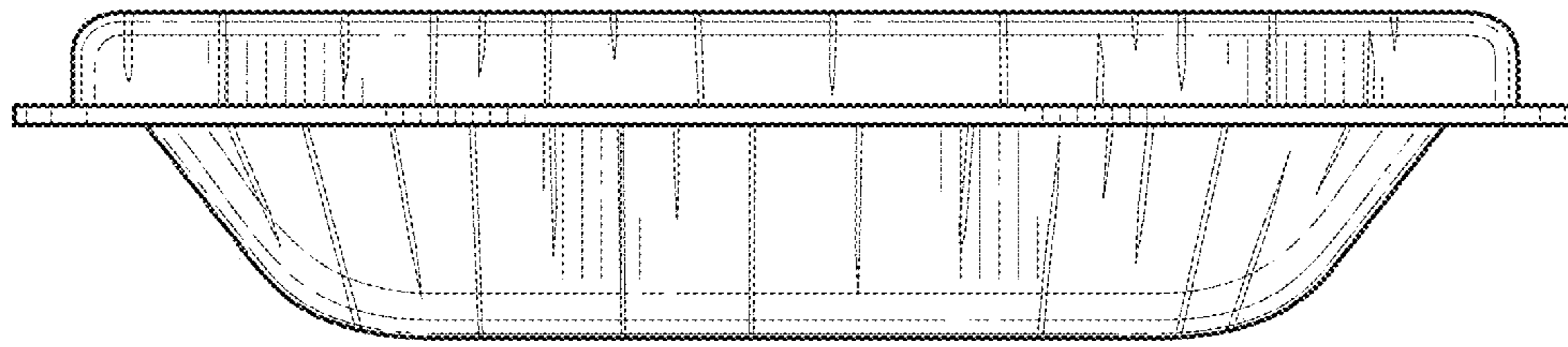


FIG. 4

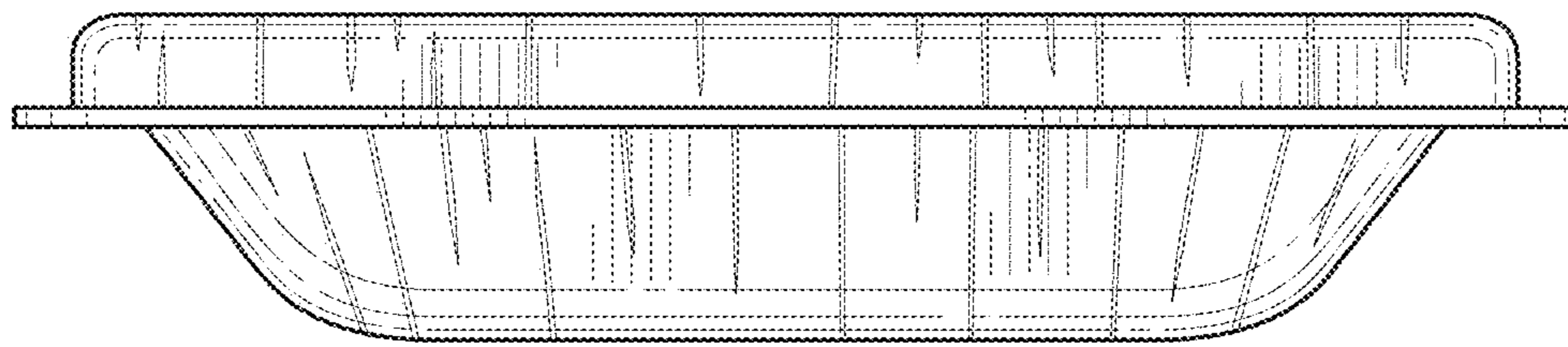


FIG. 5

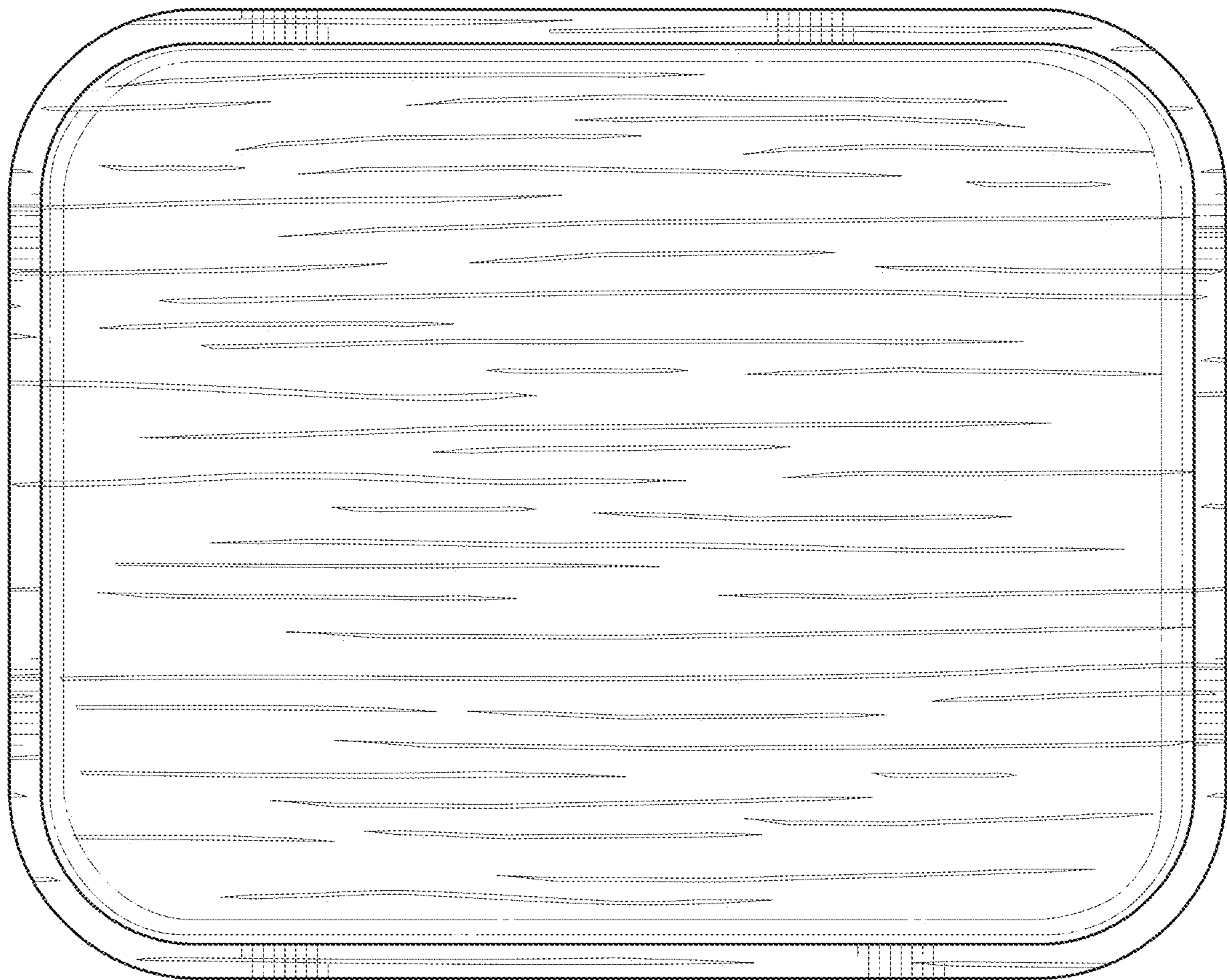


FIG. 6

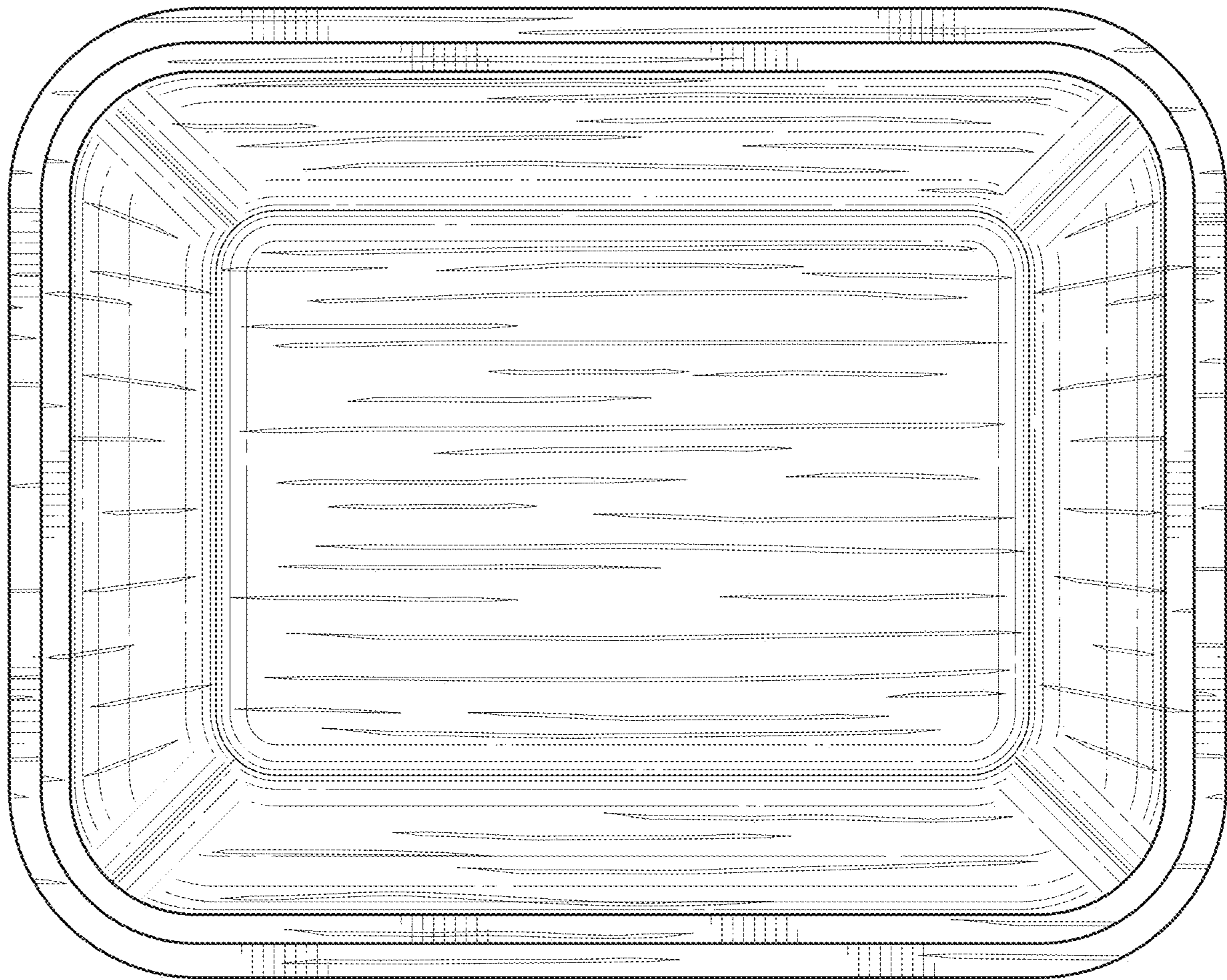


FIG. 7