



US00D987363S

(12) **United States Design Patent** (10) **Patent No.:** **US D987,363 S**  
**Wu** (45) **Date of Patent:** **\*\* May 30, 2023**

(54) **SPICE GRINDER**  
(71) Applicant: **Xinghong Wu**, Cengong County (CN)  
(72) Inventor: **Xinghong Wu**, Cengong County (CN)  
(\*\*) Term: **15 Years**

D320,326 S \* 10/1991 Barrault ..... D7/381  
D361,478 S \* 8/1995 Kinsman ..... D7/679  
2009/0032627 A1\* 2/2009 Krasznai ..... A47J 42/46  
241/36  
2018/0229243 A1\* 8/2018 Nocine ..... A47J 42/30

(21) Appl. No.: **29/807,022**  
(22) Filed: **Sep. 8, 2021**  
(51) **LOC (14) Cl.** ..... **31-00**  
(52) **U.S. Cl.**

**OTHER PUBLICATIONS**

Amazon.com, Cool Knight Electric Herb Grinder Electric Spice Grinder USB Rechargeable, ASIN: B09M8BM7KN, 11 pages, date first available Nov. 20, 2021 (Year: 2021).\*

USPC ..... **D7/372**; D7/679  
(58) **Field of Classification Search**  
USPC ..... D7/368, 669, 679, 372, 373; D27/194,  
D27/195  
CPC ..... B02C 18/24; B02C 18/08; B02C 18/16;  
B02C 18/00; B02C 7/00; B02C 7/02;  
B02C 7/04; A47J 42/00; A47J 42/40;  
A47J 42/04; A47J 42/14; A47J 42/24;  
A47J 42/34; A47J 42/30; A47J 42/36;  
A47J 42/20; A47J 43/25; A47J 43/255;  
A47J 43/04; A47J 43/06; A47J 43/40;  
B26B 27/00; A24B 7/00; A24F 23/04  
See application file for complete search history.

\* cited by examiner

*Primary Examiner* — Terry A Wallace  
(74) *Attorney, Agent, or Firm* — Chun-Ming Shih;  
Lanway IPR Services

(56) **References Cited**

**U.S. PATENT DOCUMENTS**

D96,679 S \* 8/1935 Kopf ..... D7/372  
2,022,151 A \* 11/1935 Riddle ..... A47J 43/25  
241/89.4  
D284,252 S \* 6/1986 Lichtenvort ..... D7/597  
D318,779 S \* 8/1991 Wong ..... D7/596

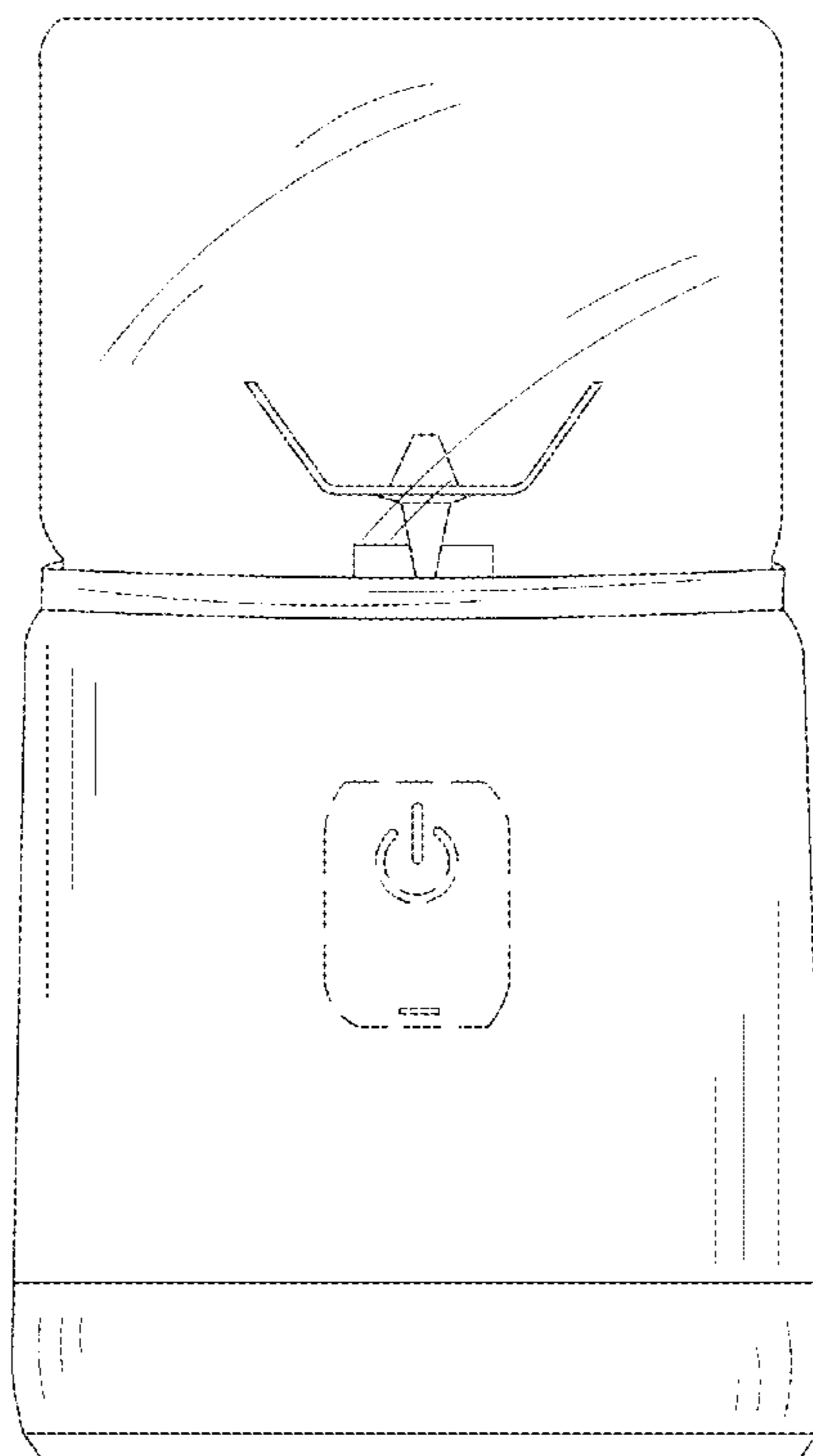
(57) **CLAIM**

The ornamental design for a spice grinder, as shown and described.

**DESCRIPTION**

FIG. 1 is a front view of a spice grinder showing the new design;  
FIG. 2 is a back view thereof;  
FIG. 3 is a left side view thereof;  
FIG. 4 is a right side view thereof;  
FIG. 5 is a top view thereof;  
FIG. 6 is a bottom view thereof; and,  
FIG. 7 is a perspective view thereof.  
The broken lines represent the portions of the design that form no part of the claim.

**1 Claim, 7 Drawing Sheets**



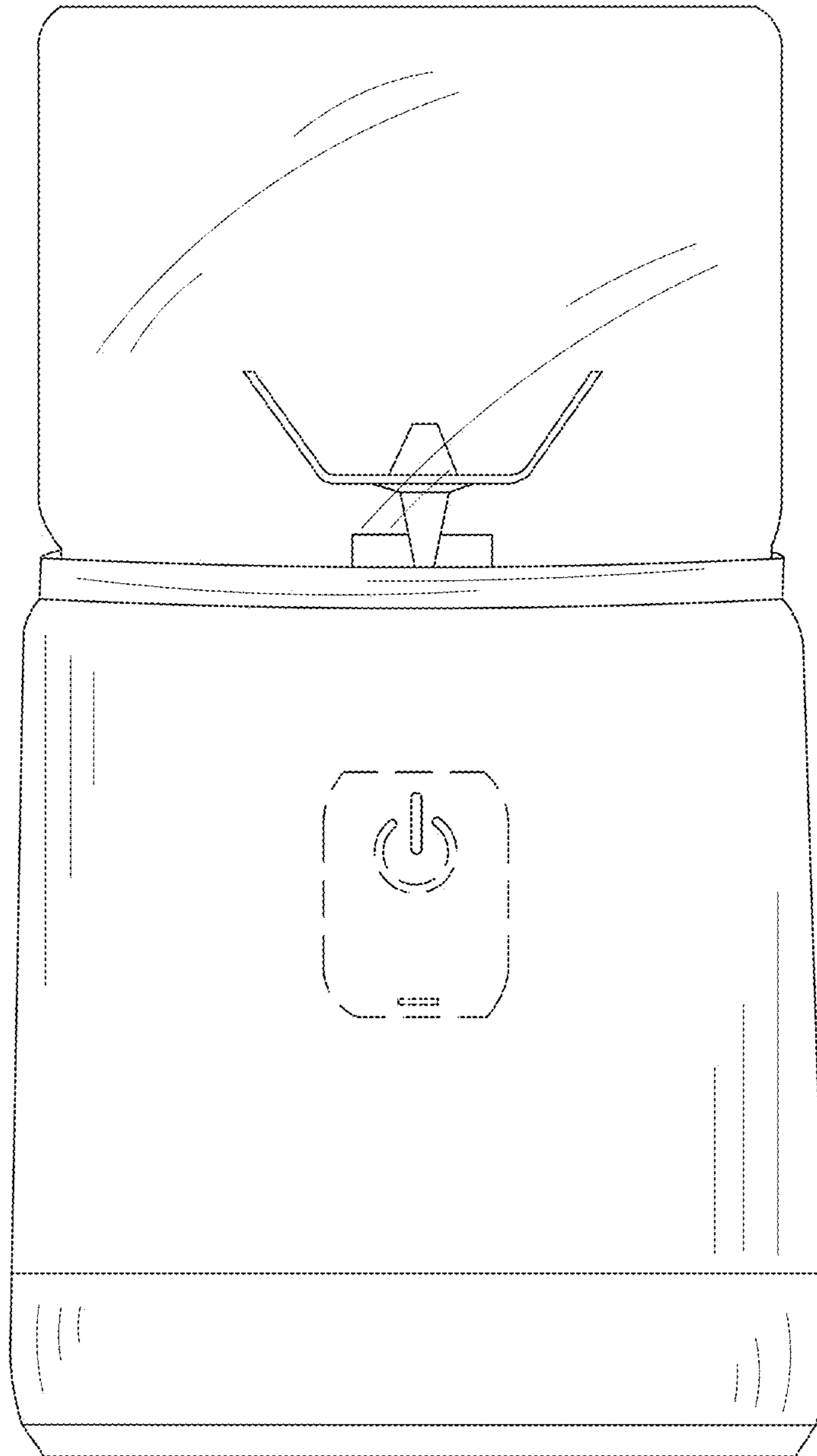


FIG. 1




FIG.2

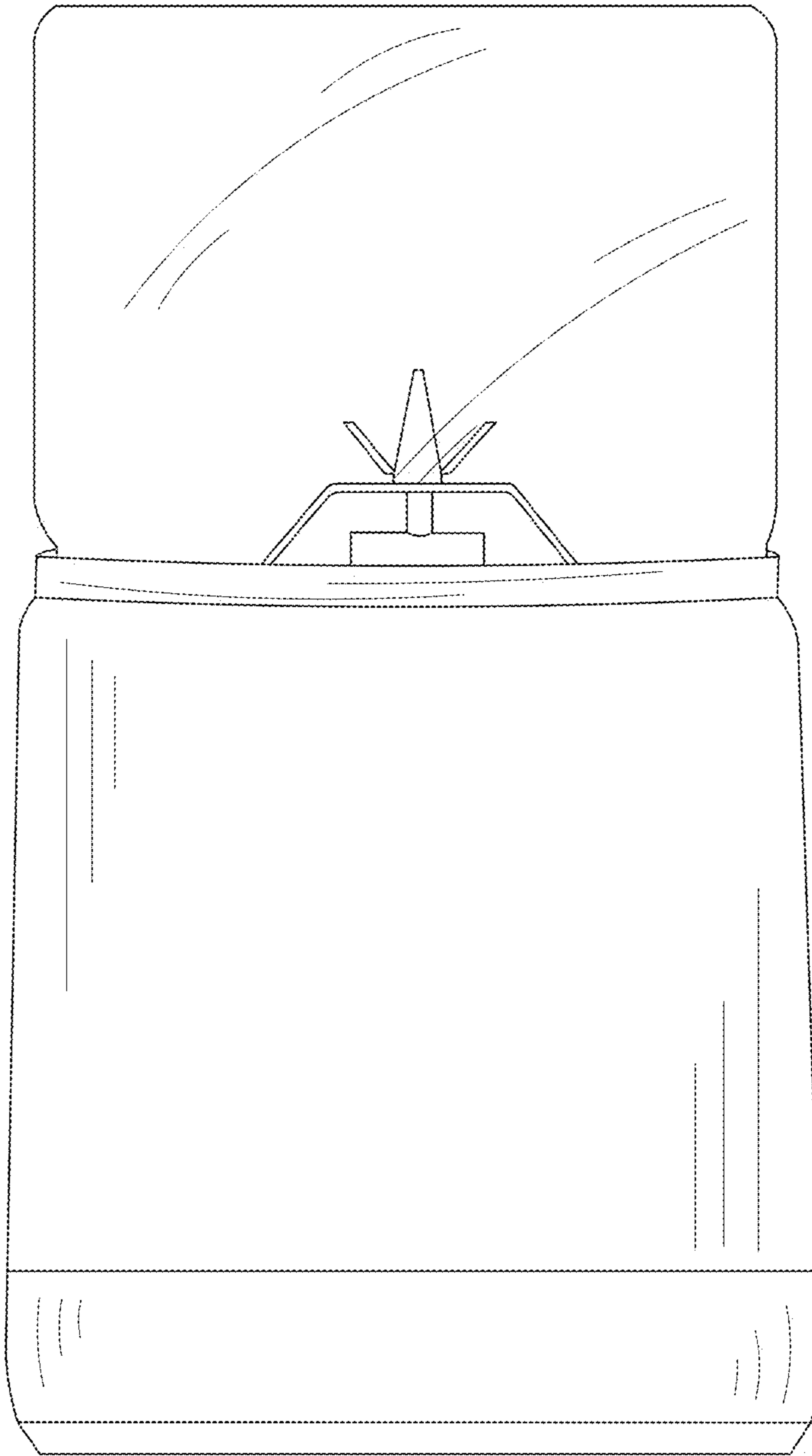


FIG.3

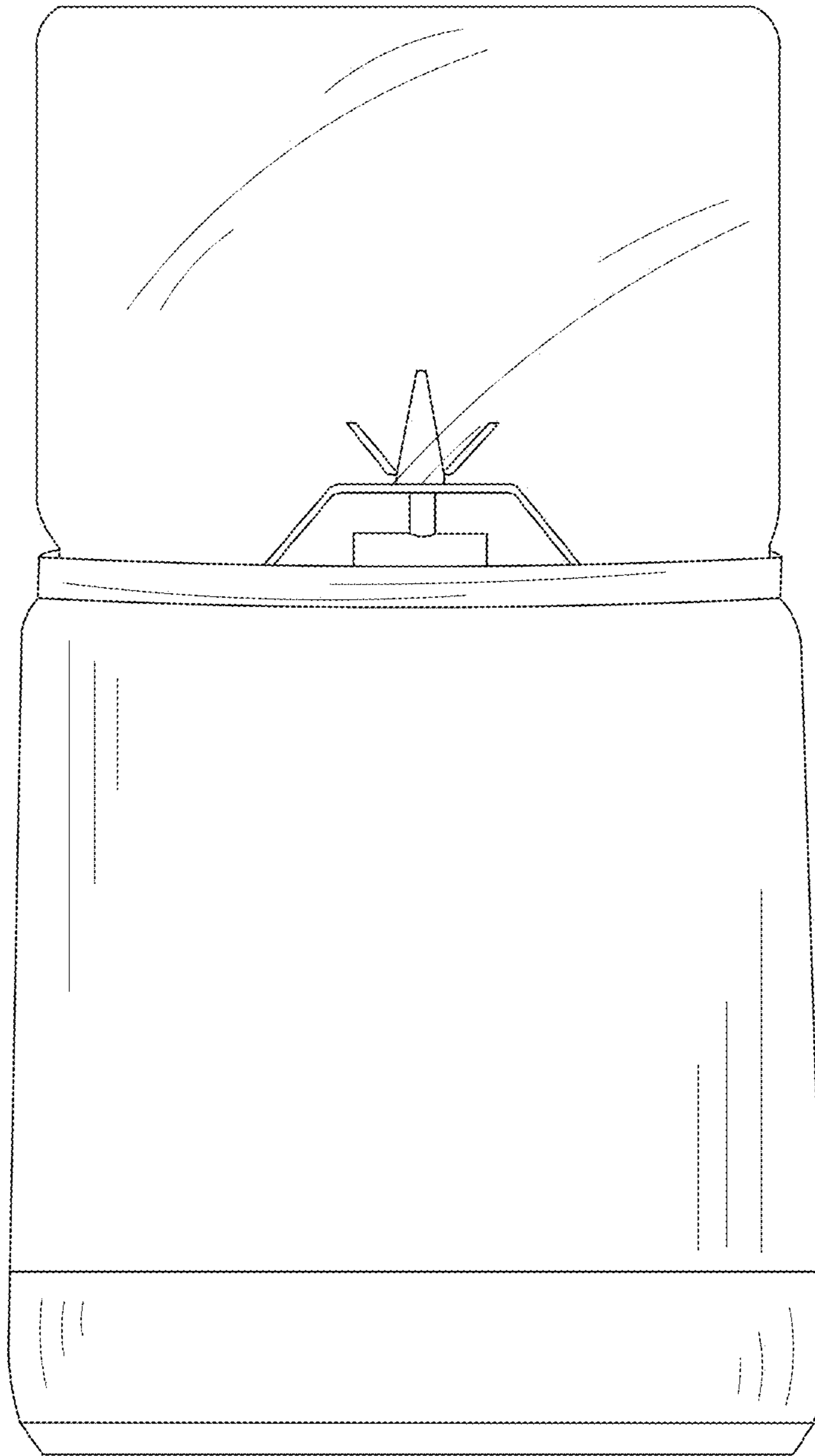


FIG.4

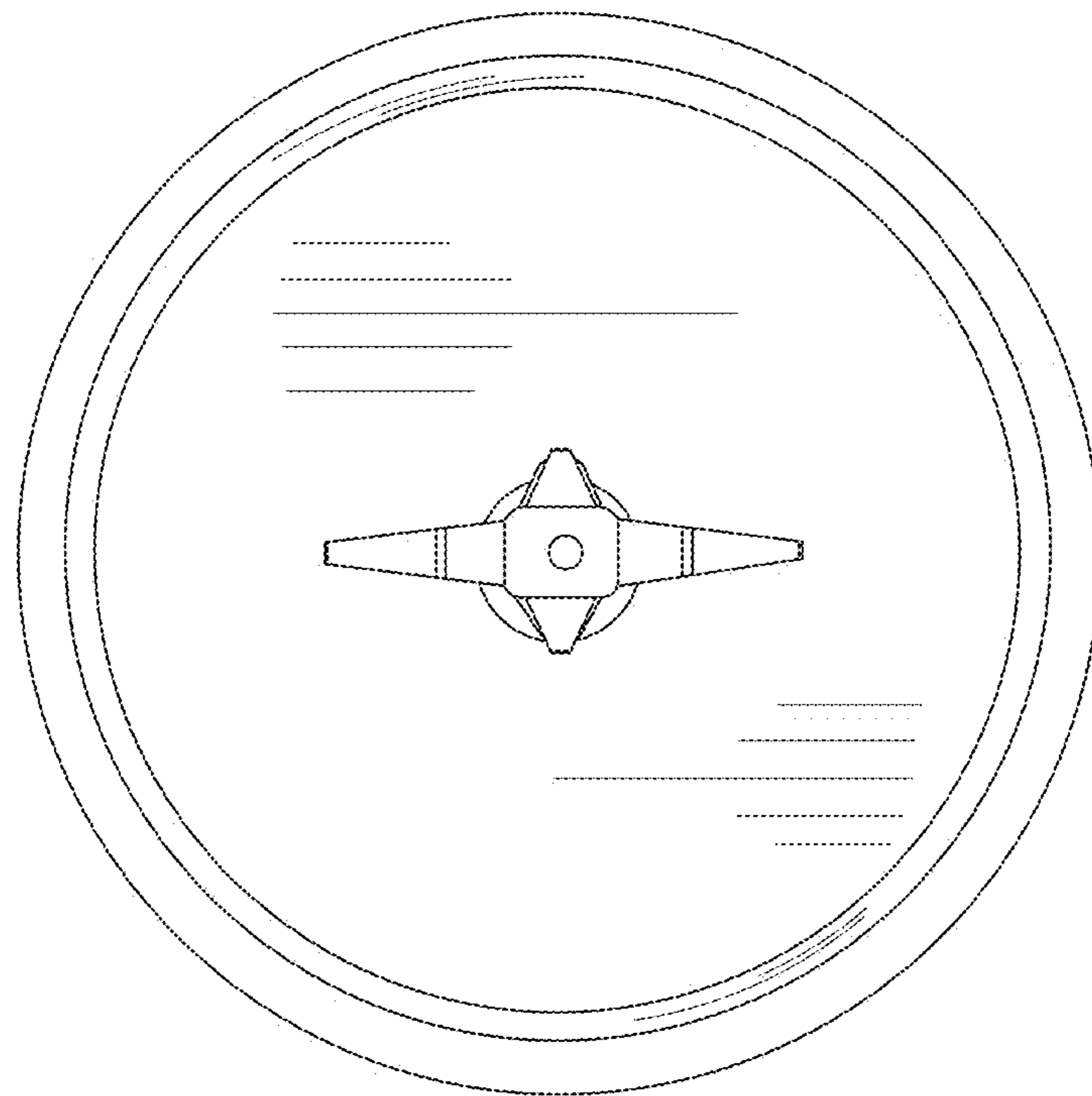


FIG.5

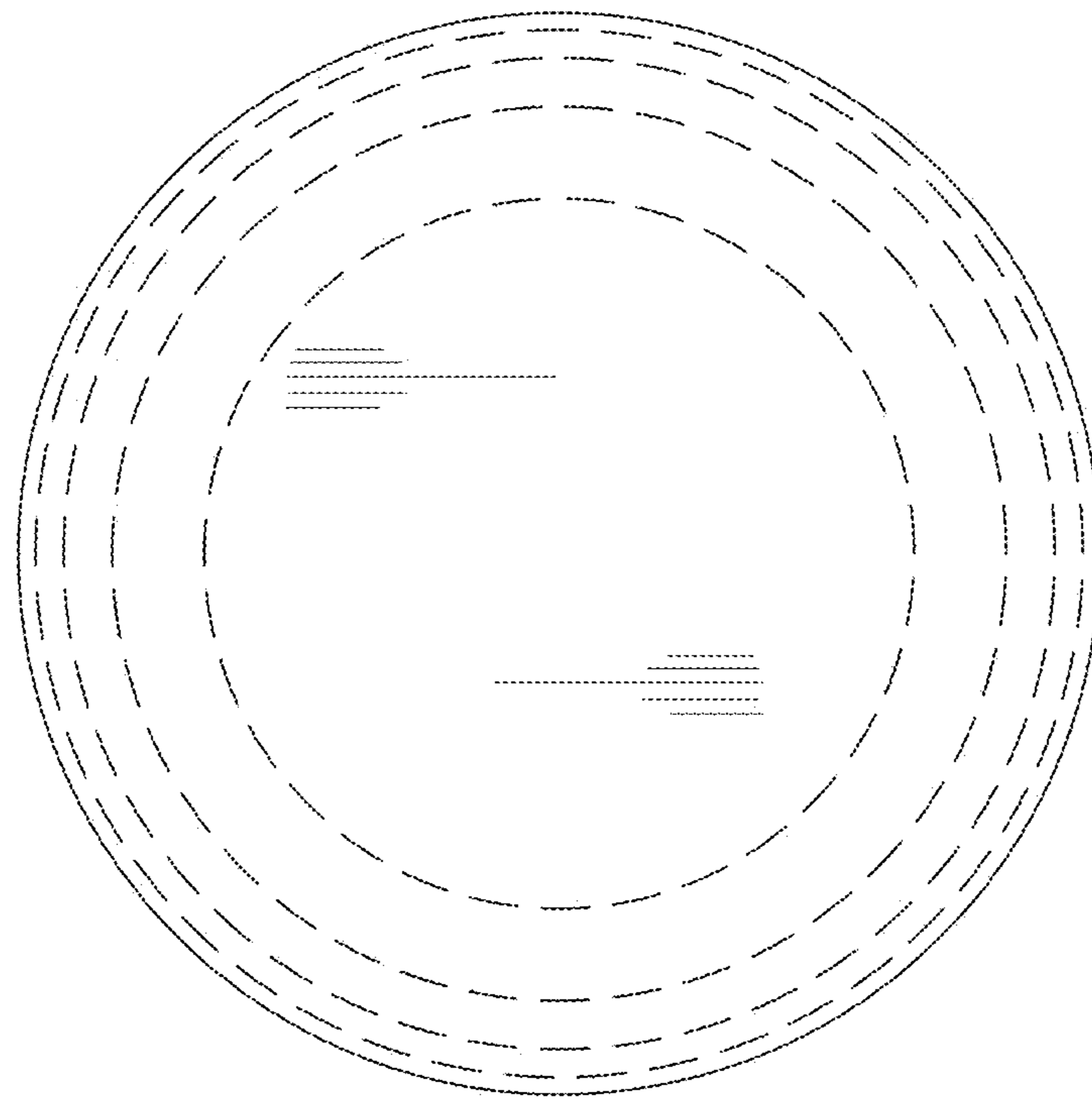


FIG. 6




FIG.7