



US00D987362S

(12) **United States Design Patent** (10) **Patent No.:** **US D987,362 S**
Yuan (45) **Date of Patent:** **** May 30, 2023**

(54) **HEATING BASE**
(71) Applicant: **Guangdong Shunde Mingyou Electric Co., Ltd.**, Foshan (CN)
(72) Inventor: **Houbing Yuan**, Foshan (CN)
(**) Term: **15 Years**
(21) Appl. No.: **29/779,012**
(22) Filed: **Apr. 15, 2021**
(51) **LOC (14) Cl.** **07-02**
(52) **U.S. Cl.**
USPC **D7/363**
(58) **Field of Classification Search**
USPC D7/323, 328, 331-341, 346-349, D7/350.1-350.4, 351-368, 388, 389, 391, D7/393-396, 396.1, 400, 402-412, 450, D7/504, 601, 611, 624, 625, 690, 692, D7/732, 326; D30/120; D21/312, 362, D21/523, 524, 525, 301-309, 387, D21/476-489, 699; D22/113; D14/341, D14/346, 365; D24/206
CPC A47J 27/002; A47J 27/04; A47J 27/043; A47J 27/10; A47J 27/12; A47J 29/00; A47J 29/02; A47J 29/06; A47J 33/00; A47J 36/00; A47J 36/20; A47J 36/22; A47J 36/24; A47J 36/2405; A47J 36/2483; A47J 36/26; A47J 37/00; A47J 37/015; A47J 37/04; A47J 37/041; A47J 37/042; A47J 37/043; A47J 37/06; A47J 37/061; A47J 37/0623; A47J 37/0629; A47J 37/0647; A47J 37/067; A47J 37/0676; A47J 37/0682; A47J 37/0688; A47J 37/0694; A47J 37/07; A47J 37/0704; A47J 37/0718; A47J 37/0763; A47J 37/105; A47J 37/108; A47J 37/1204; A47J 2037/0795; A47J 36/2461; A47J 36/2466; F24C 3/002; F24C 3/004; F24C 3/082; F24C 3/085; F24C 7/04; F24C 11/00; F24C 15/16; F24C 15/166; F24C 15/18

See application file for complete search history.

(56) **References Cited**
U.S. PATENT DOCUMENTS
D321,174 S * 10/1991 Tsuchiya D14/368
D345,346 S * 3/1994 Alfonso D14/341
(Continued)

FOREIGN PATENT DOCUMENTS
EM 008505994-0001 * 4/2021
EM 008505994-0002 * 4/2021
EM 307474134 * 7/2022

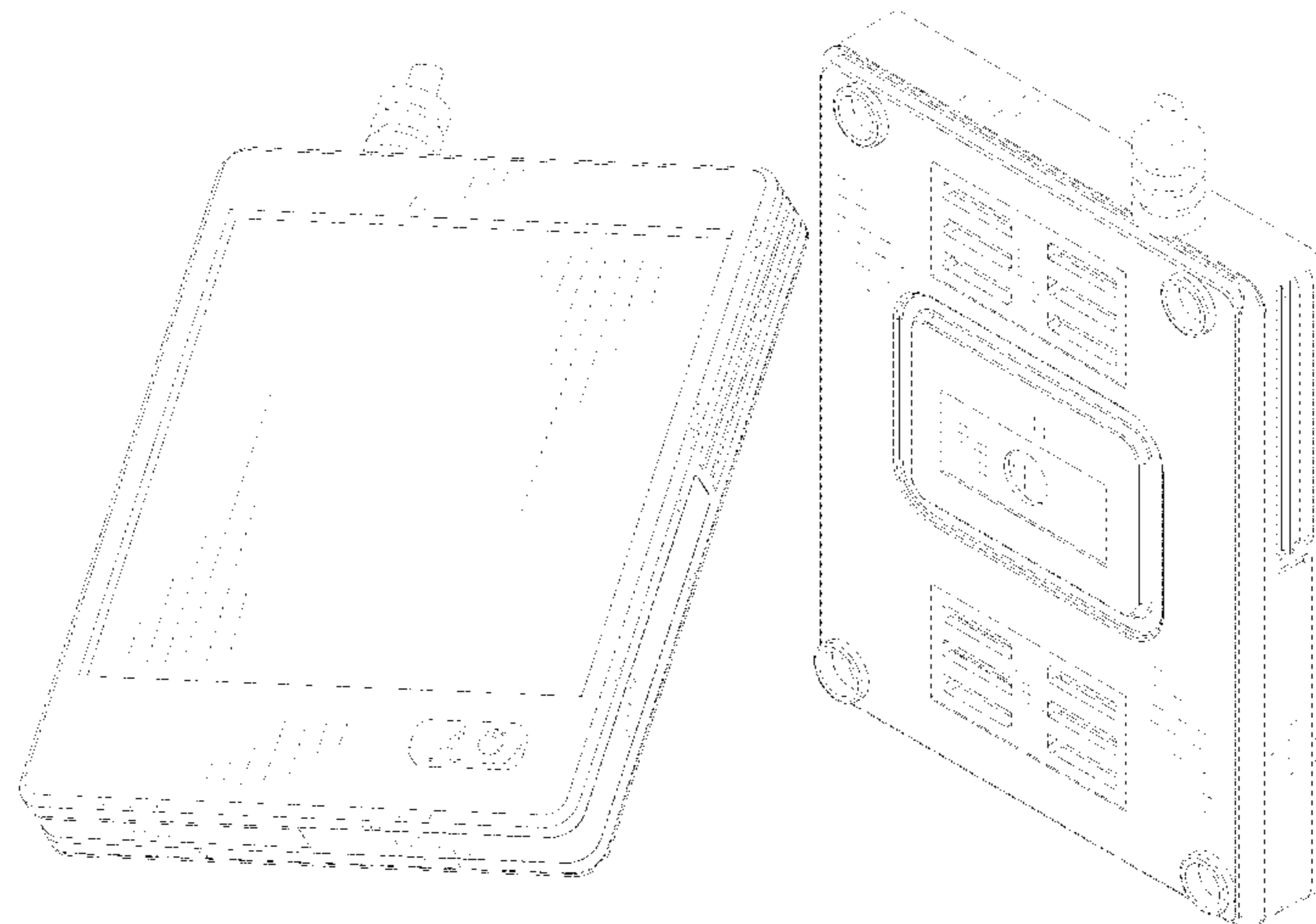
OTHER PUBLICATIONS
Misby Coffee Warmer, posted Jul. 8, 2020 [online], [retrieved Nov. 10, 2022]. Retrieved from internet, <https://www.amazon.com/Misby-Warmer-Electric-Christmas-Birthday/dp/B08CKJY7XZ> (Year: 2020).*
(Continued)

Primary Examiner — Nicole C Shiflet
Assistant Examiner — Yen Le Southwood

(57) **CLAIM**
The ornamental design for a heating base, as shown and described.

DESCRIPTION
FIG. 1 is a perspective view of a heating base showing my new design;
FIG. 2 is another perspective view thereof;
FIG. 3 is a front elevational view thereof;
FIG. 4 is a rear elevational view thereof;
FIG. 5 is a left side elevational view thereof;
FIG. 6 is a right side elevational view thereof;
FIG. 7 is a top plan view thereof; and,
FIG. 8 is a bottom plan view thereof.
The broken lines in the drawings depict portions of the heating base that form no part of the claimed design.

1 Claim, 8 Drawing Sheets



(56)

References Cited

U.S. PATENT DOCUMENTS

D346,589 S * 5/1994 Andros D14/341
D367,855 S * 3/1996 Tanishima D14/368
D422,574 S * 4/2000 Fujii D14/368
D533,016 S * 12/2006 Genslak D7/363
D580,431 S * 11/2008 Morita D14/341
D601,560 S * 10/2009 Matsumoto D14/346
D692,884 S * 11/2013 Kim D14/368
D693,808 S * 11/2013 Kim D14/365
D696,549 S * 12/2013 Pennington D7/367
D790,131 S * 6/2017 Shteyssel D7/367
D794,813 S * 8/2017 Zsolcsak D24/206
D856,742 S * 8/2019 Mano D7/346
D865,435 S * 11/2019 Bassill D7/363
D920,026 S * 5/2021 Kim D7/346

OTHER PUBLICATIONS

Mug Warmer Coffee Warmer, posted Jan. 14, 2022 [online], [retrieved Nov. 10, 2022]. Retrieved from internet, https://www.amazon.com/dp/B09QGGNG52/ref=sbl_dp_kitchen-coffee-appliances_B08CKJY7XZ_0 (Year: 2022).*

Coffee Mug Warmer, posted Feb. 3, 2021 [online], [retrieved Nov. 10, 2022]. Retrieved from internet, https://www.amazon.com/dp/B08VRNTWMG/ref=sbl_dp_kitchen-coffee-appliances_B08CKJY7XZ_1 (Year: 2021).*

OWC Envoy Pro, posted Mar. 10, 2021 [online], [retrieved Nov. 10, 2022]. Retrieved from internet, <https://www.amazon.com/OWC-Envoy-Pro-Portable-NVMe/dp/B08YMM17HH> (Year: 2021).*

Gynnx Coffee Cup Warmer, posted May 30, 2022 [online], [retrieved Nov. 17, 2022]. Retrieved from internet, <https://www.amazon.com/Gynnx-Temperature-Beverage-Electric-H350-GR/dp/B0B2N277FN> (Year: 2022).*

* cited by examiner




FIG.1

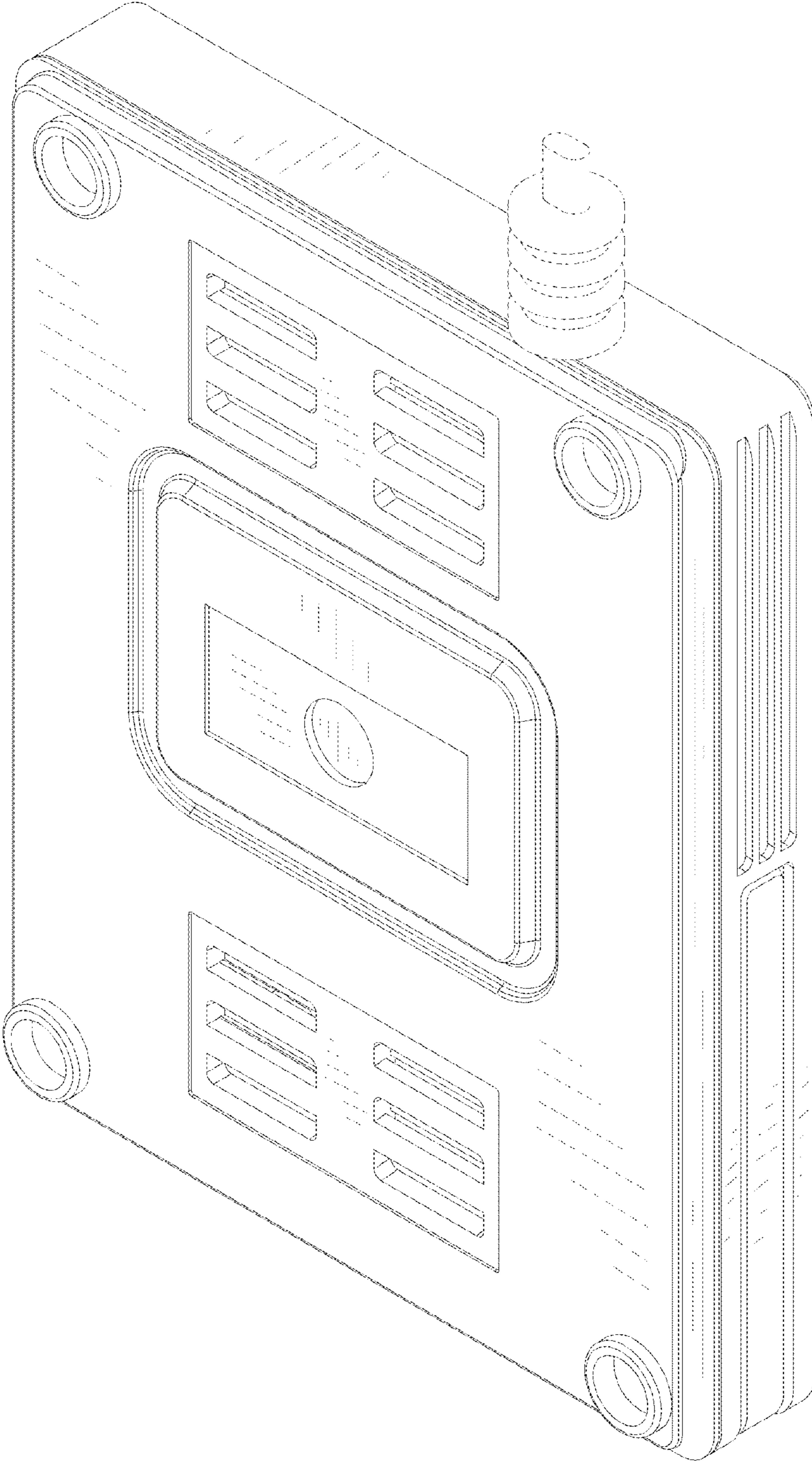


FIG. 2




FIG. 3

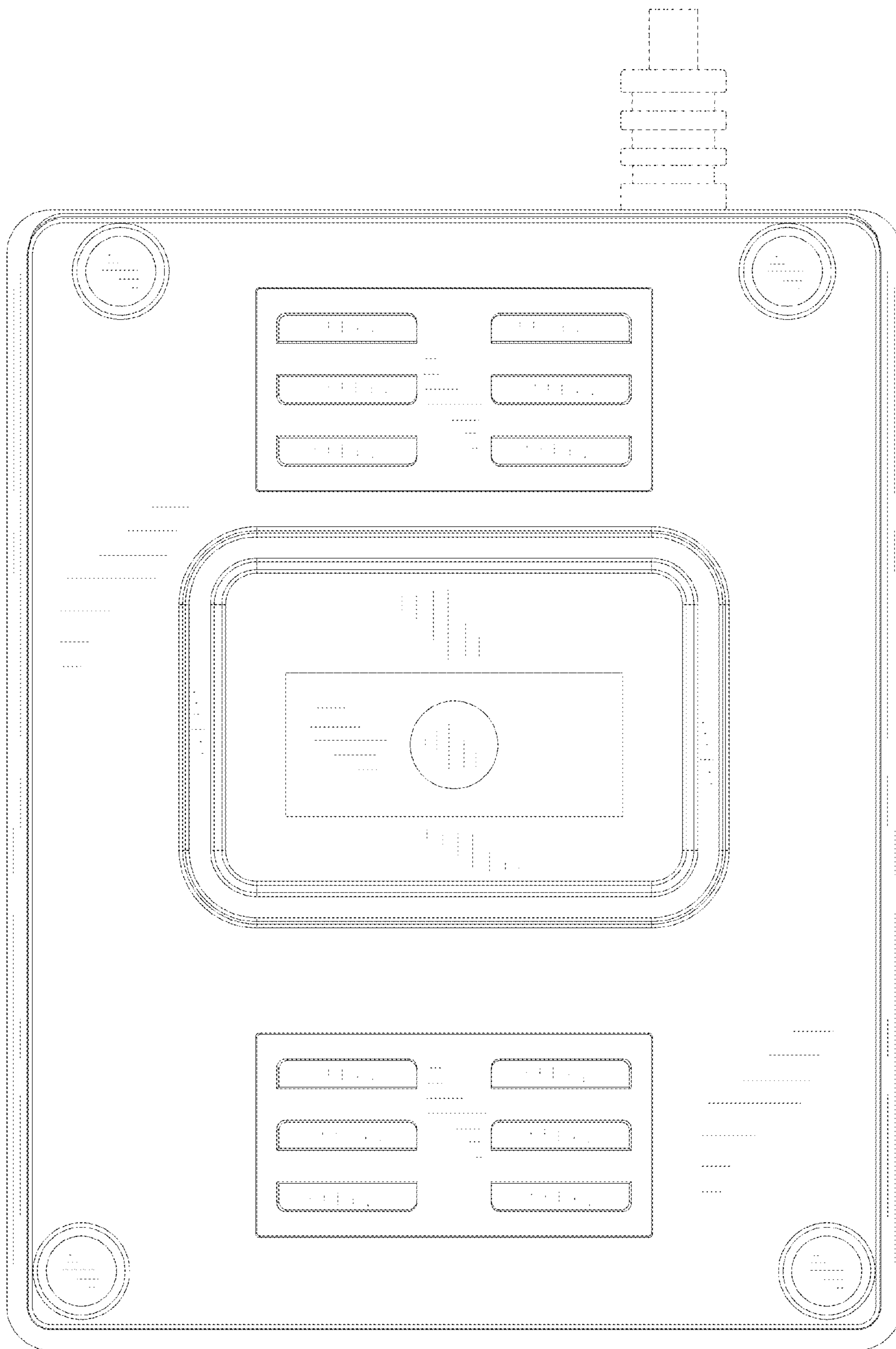


FIG. 4

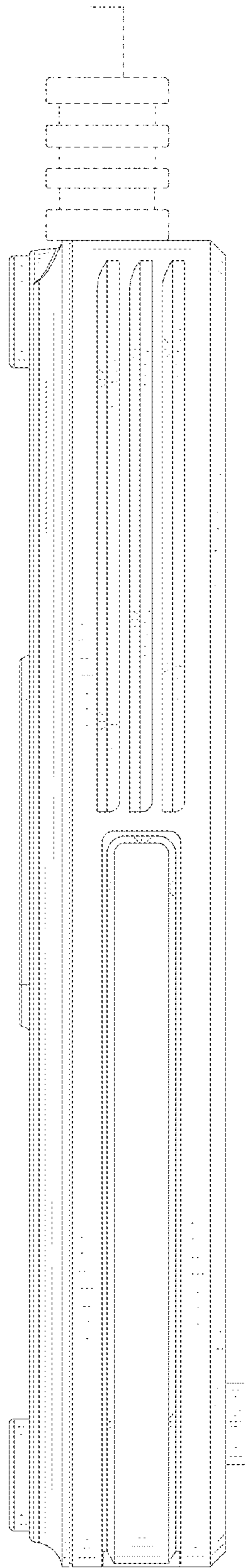


FIG. 5

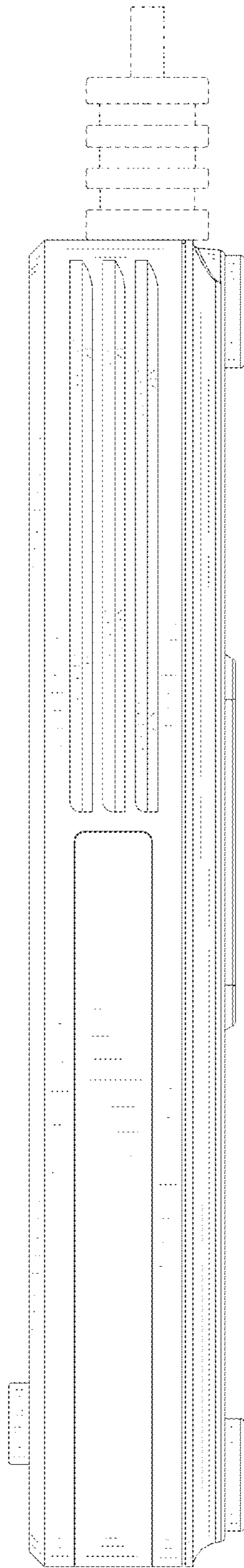


FIG. 6

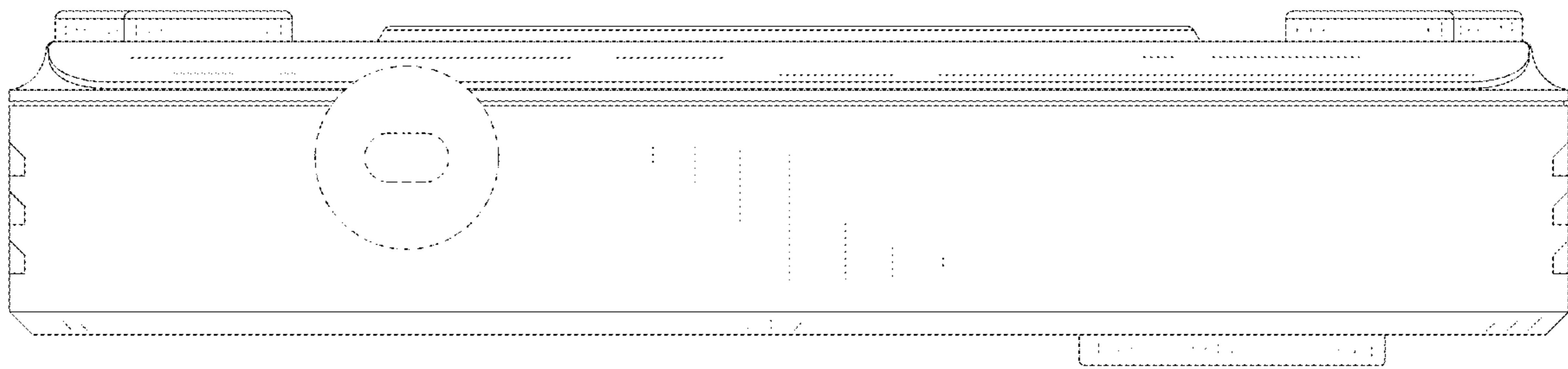


FIG. 7

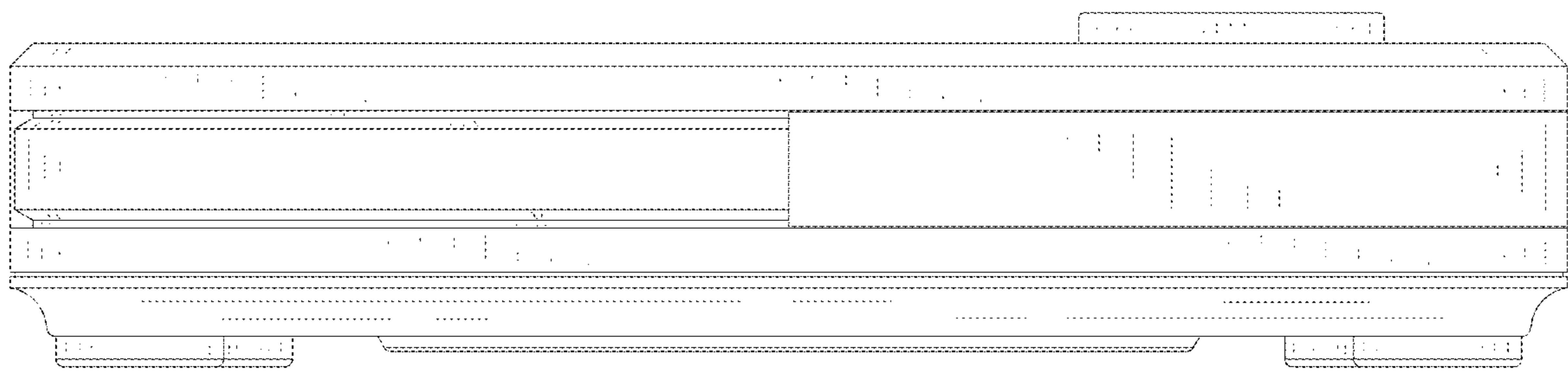


FIG. 8