



US00D987361S

(12) **United States Design Patent**  
**Mishan**

(10) **Patent No.:** **US D987,361 S**

(45) **Date of Patent:** **\*\* May 30, 2023**

(54) **COOKWARE**

(71) Applicant: **E. MISHAN & SONS, INC.**, New York, NY (US)

(72) Inventor: **Steven Mishan**, New York, NY (US)

(73) Assignee: **E. MISHAN & SONS, INC.**, New York, NY (US)

(\*\*) Term: **15 Years**

(21) Appl. No.: **29/797,422**

(22) Filed: **Jun. 30, 2021**

**Related U.S. Application Data**

(63) Continuation of application No. 29/773,757, filed on Mar. 11, 2021.

(51) **LOC (14) Cl.** ..... **07-02**

(52) **U.S. Cl.**

USPC ..... **D7/359**; D7/354; D7/361

(58) **Field of Classification Search**

USPC ..... D7/323, 354–363, 391, 393–396, 409

CPC ..... A47G 19/12; A47J 27/00; A47J 27/002;

A47J 27/08; A47J 27/13; A47J 27/21;

A47J 27/58; A47J 36/025; A47J 36/06;

A47J 36/12; A47J 37/00; A47J 37/067;

A47J 37/0676; A47J 37/10; A47J 37/101;

A47J 37/103; A47J 37/12; A47J 37/1204;

A47J 43/287; A47J 45/06; A47J 45/061;

A47J 45/071; A47J 45/08; B65D 25/28;

H05B 6/12

See application file for complete search history.

(56) **References Cited**

**U.S. PATENT DOCUMENTS**

1,591,291 A \* 7/1926 Detwiler ..... A47J 37/0676  
99/450

D154,967 S \* 8/1949 Watkins ..... D7/359  
(Continued)

**OTHER PUBLICATIONS**

EaZy MealZ Square Non-Stick Grill Pan. Date First Available on Amazon.com Jun. 11, 2020. <https://www.amazon.com/dp/B08B2KR1LS/ref> (Year: 2020).\*

(Continued)

*Primary Examiner* — Ricky Pham

(74) *Attorney, Agent, or Firm* — Notaro, Michalos & Zaccaria P.C.

(57) **CLAIM**

The ornamental design for cookware, as shown and described.

**DESCRIPTION**

The file of this patent contains at least one drawing/photograph executed in color. Copies of this patent with color drawing(s)/photograph(s) will be provided by the Office upon request and payment of the necessary fee.

FIG. 1 is a color photograph showing a top, front perspective view of cookware showing my design;

FIG. 2 is a color photograph showing a top view thereof;

FIG. 3 is a color photograph showing a bottom view thereof;

FIG. 4 is a color photograph showing a left view thereof;

FIG. 5 is a color photograph showing a right view thereof;

FIG. 6 is a color photograph showing a front view thereof;


FIG. 7 is a color photograph showing a rear view thereof;

and,

FIG. 8 is a color photograph showing a bottom perspective view thereof.

Throughout the figures, broken lines are boundaries that form no part of the design to be patented. Color is an integral part of the claimed design.

**1 Claim, 8 Drawing Sheets**  
**(8 of 8 Drawing Sheet(s) Filed in Color)**










FIG. 1






FIG. 2






FIG. 3




FIG. 4






FIG. 5




FIG. 6



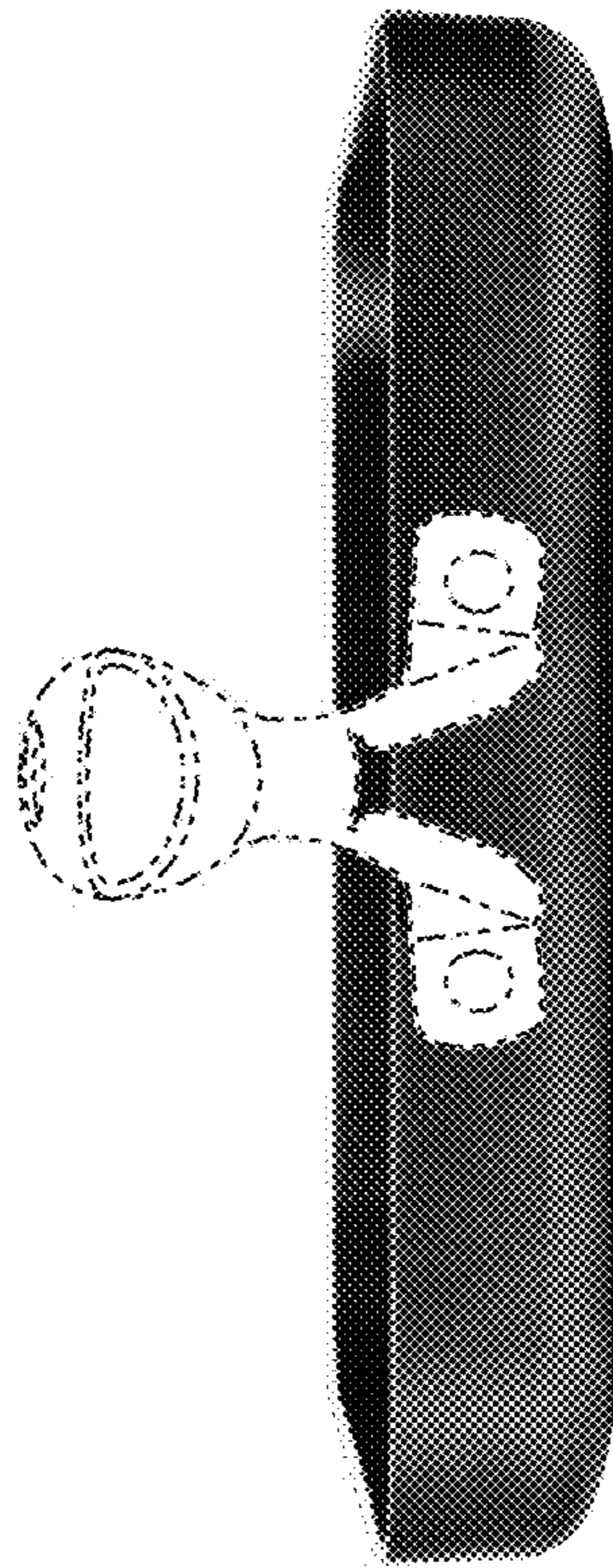


FIG. 7



FIG. 8