



US00D987342S

(12) **United States Design Patent** (10) **Patent No.:** **US D987,342 S**
Cazzaniga (45) **Date of Patent:** **** May 30, 2023**

- (54) **TWO-LEGGED TABLE**
- (71) Applicant: **Andreu World, S.A.**, Valencia (ES)
- (72) Inventor: **Piergiorgio Cazzaniga**, Chiva (ES)
- (73) Assignee: **ANDREU WORLD, S.A.**, Valencia (ES)
- (**) Term: **15 Years**
- (21) Appl. No.: **29/771,065**
- (22) Filed: **Feb. 19, 2021**

Related U.S. Application Data

- (62) Division of application No. 35/507,836, filed on Feb. 19, 2019 (U.S. filing date under 35 U.S.C. 384), and having an international filing date of Feb. 19, 2019, now Pat. No. Des. 920,693.
 - (51) **LOC (14) Cl.** **06-03**
 - (52) **U.S. Cl.**
USPC **D6/692**
 - (58) **Field of Classification Search**
USPC ... D6/349, 641, 642, 656, 656.16, 685, 686, D6/691, 691.1–691.9, 692, 692.1–692.6
CPC A47B 7/00; A47B 7/02; A47B 9/00; A47B 13/00; A47B 13/02; A47B 13/04; A47B 13/06; A47B 13/08; A47B 13/10; A47B 13/12; A47B 17/00; A47B 21/00; A47B 2200/0001; A47B 2200/0011; A47B 2200/0016; A47B 2200/002
- See application file for complete search history.

(56) **References Cited**

U.S. PATENT DOCUMENTS

D326,025	S	*	5/1992	Grosfillex	D6/691.3
D394,363	S	*	5/1998	Berlic	D6/691.3
D880,208	S	*	4/2020	Piva	D6/691.1
D882,312	S	*	4/2020	Lehaneur	D6/694

OTHER PUBLICATIONS

Connix Table—Profile Systems <https://profilesystems.com.au/product/connix-meeting-table/> retrieved from the internet on Aug. 8, 2022.*
Contemporary Oval Double Pedestal Table, the Paldao Collection by Legacy Classic—Lindy’s Furniture Company <https://www.lindysfurniture.com/item/paldao-oval-double-pedestal-table/2133518249> retrieved from the internet on Aug. 8, 2022.*

* cited by examiner

Primary Examiner — Mary Ann Calabrese

(74) *Attorney, Agent, or Firm* — Lucas & Mercanti, LLP


(57) **CLAIM**

The ornamental design for a two-legged table, as shown and described.

DESCRIPTION

FIG. 1 is a front perspective view of the two-legged table according to the design;
FIG. 2 is a right side perspective view thereof; and,
FIG. 3 is another front perspective view thereof.

1 Claim, 3 Drawing Sheets






FIG. 1




FIG. 2




FIG. 3