



US00D987340S

(12) **United States Design Patent** (10) **Patent No.:** **US D987,340 S**
Levy (45) **Date of Patent:** **** May 30, 2023**

(54) **LAW ENFORCEMENT AND MILITARY GEAR STAND**

(71) Applicant: **Gilad Levy**, Orlando, FL (US)

(72) Inventor: **Gilad Levy**, Orlando, FL (US)

(**) Term: **15 Years**

(21) Appl. No.: **29/814,986**

(22) Filed: **Nov. 10, 2021**

(51) **LOC (14) Cl.** **06-04**

(52) **U.S. Cl.**
USPC **D6/681.2**

(58) **Field of Classification Search**
USPC ... D6/641, 642, 648.1, 648.2, 648.3, 653.17,
D6/654, 672, 673, 675, 675.1, 675.2,
D6/675.3, 675.5, 681, 681.1, 681.2
CPC A47B 47/0025; A47B 47/0083; A47B
47/021; A47B 63/06; A47F 7/02; A47F
7/19; A47F 7/22; A47F 7/24; A47G
25/06; A47G 25/0664
See application file for complete search history.

D542,058 S * 5/2007 Clucas D6/675.2
D554,899 S * 11/2007 Tsai D6/675
D605,422 S * 12/2009 Wenning D6/672
D617,113 S * 6/2010 Wenning D6/672
D622,082 S * 8/2010 Booth D6/675
D625,529 S * 10/2010 Grainger D6/675.5
D657,979 S * 4/2012 Sokol D6/675.1
8,561,819 B1 * 10/2013 Scott A47G 25/74
211/85.3
D730,089 S * 5/2015 Carbone D6/675.1
D732,323 S * 6/2015 Ho D6/675
D752,906 S * 4/2016 Gunderson D6/675.1
D759,999 S * 6/2016 Rege D6/675.1
D785,995 S * 5/2017 Tsai D6/705.6
D787,243 S * 5/2017 Yaraghi D6/675.5
D801,731 S * 11/2017 Cao D6/675.1
D802,340 S * 11/2017 Hykamp D6/675
D802,341 S * 11/2017 Yaraghi D6/675

(Continued)

Primary Examiner — Steven J Czyz
(74) *Attorney, Agent, or Firm* — Jason T. Daniel, Esq.;
Daniel Law Offices, P.A.

(57) **CLAIM**

The ornamental design for a law enforcement and military gear stand, as shown and described.

DESCRIPTION

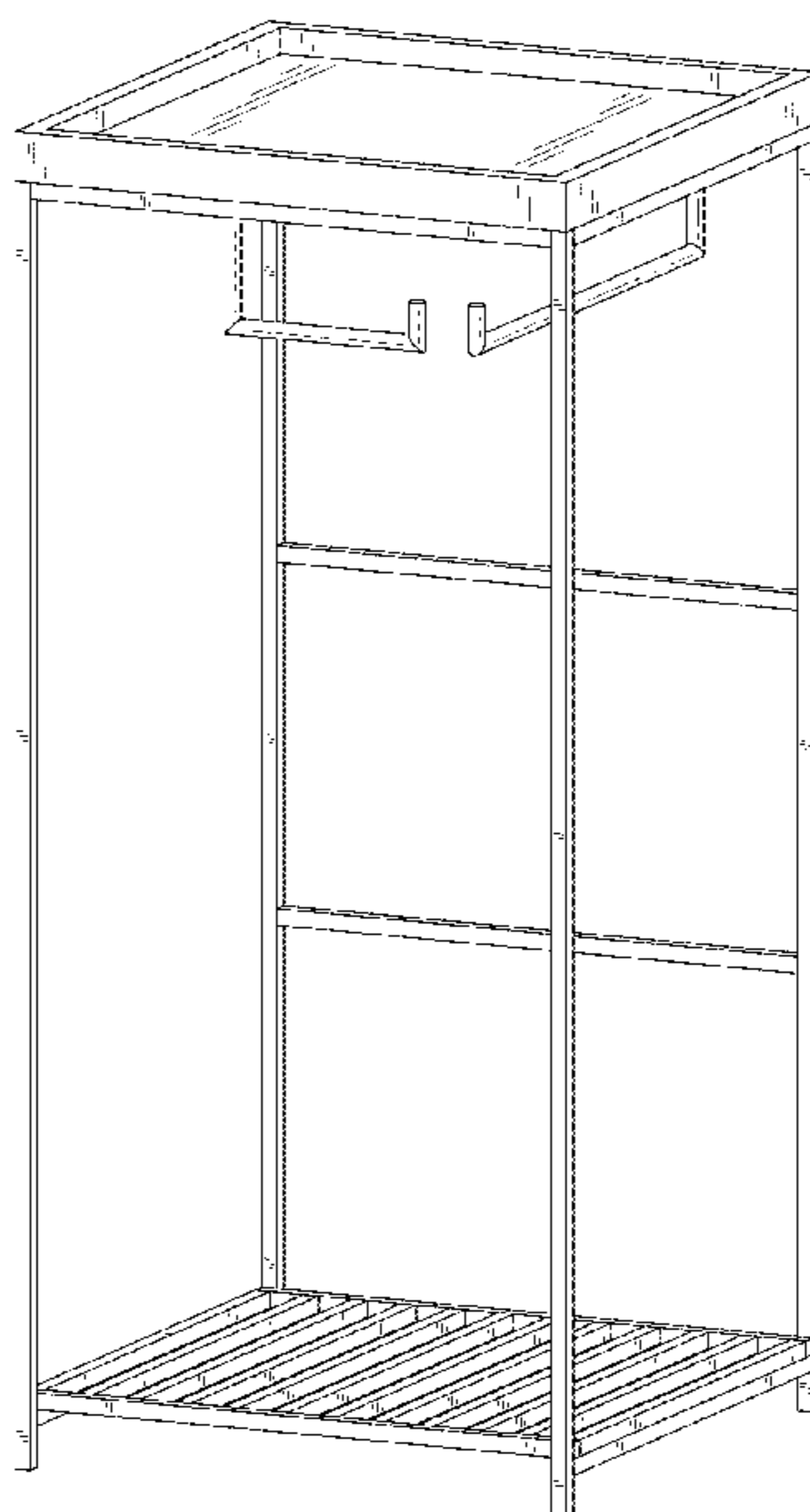
FIG. 1 is a top front perspective view thereof for law enforcement and military gear stand, FIG. 2 is a bottom front perspective view thereof, FIG. 3 is a front elevation view thereof, FIG. 4 is a back elevation view thereof, FIG. 5 is a right view thereof, FIG. 6 is a left view thereof, FIG. 7 is a top plan view thereof; and, FIG. 8 is a bottom plan view thereof. The broken lines depict portions of the article that form no part of the claimed design.

1 Claim, 7 Drawing Sheets

(56) **References Cited**

U.S. PATENT DOCUMENTS

D267,682 S * 1/1983 Kates D6/675
4,556,148 A * 12/1985 Koller F16B 12/50
403/402
D290,791 S * 7/1987 Kester D6/675.5
D290,792 S * 7/1987 Kester D6/675.5
D296,503 S * 7/1988 Bell D6/675
D296,504 S * 7/1988 Bell D6/675.5
D329,765 S * 9/1992 Ackley D6/681.1
D365,226 S * 12/1995 Goebel D6/675.2
6,585,333 B1 * 7/2003 Wang A47B 43/04
312/297
D477,933 S * 8/2003 Wood D6/675.1
D525,051 S * 7/2006 Kuelbs D6/675.2
D534,376 S * 1/2007 Sparkowski D6/675.2



(56)

References Cited

U.S. PATENT DOCUMENTS

D809,829 S * 2/2018 Bittle D6/671.1
D835,925 S * 12/2018 Denby D6/675
D843,756 S * 3/2019 Johnson F16B 12/50
D6/675
D885,804 S * 6/2020 Ni A47G 25/74
D6/675
D898,485 S * 10/2020 Pedersen D6/675
D909,102 S * 2/2021 Davis D6/675.1
D924,606 S * 7/2021 Li D6/675.1
11,419,412 B1 * 8/2022 Chen A47B 96/1441
D963,367 S * 9/2022 Liang D6/675.2
D970,936 S * 11/2022 Huang D6/681.2
D973,401 S * 12/2022 Sun D6/675.1
D976,033 S * 1/2023 Barris D6/675.2
D976,620 S * 1/2023 Song D6/675.1
2001/0047970 A1 * 12/2001 McBride A47B 91/02
211/208
2008/0073300 A1 * 3/2008 Abraitis A47B 61/04
211/36
2008/0073302 A1 * 3/2008 Li A47B 57/545
211/134
2009/0084740 A1 * 4/2009 Lin A47B 87/0223
211/41.14
2020/0205586 A1 * 7/2020 Arradondo A47F 5/0006
2020/0274335 A1 * 8/2020 Reuter H02B 1/01
2022/0065277 A1 * 3/2022 Zhai A47C 5/043
2022/0071388 A1 * 3/2022 Johansen A47B 47/0025
2023/0044061 A1 * 2/2023 Yoon A47B 47/0041
2023/0065798 A1 * 3/2023 Jerabek A47B 47/0025

* cited by examiner

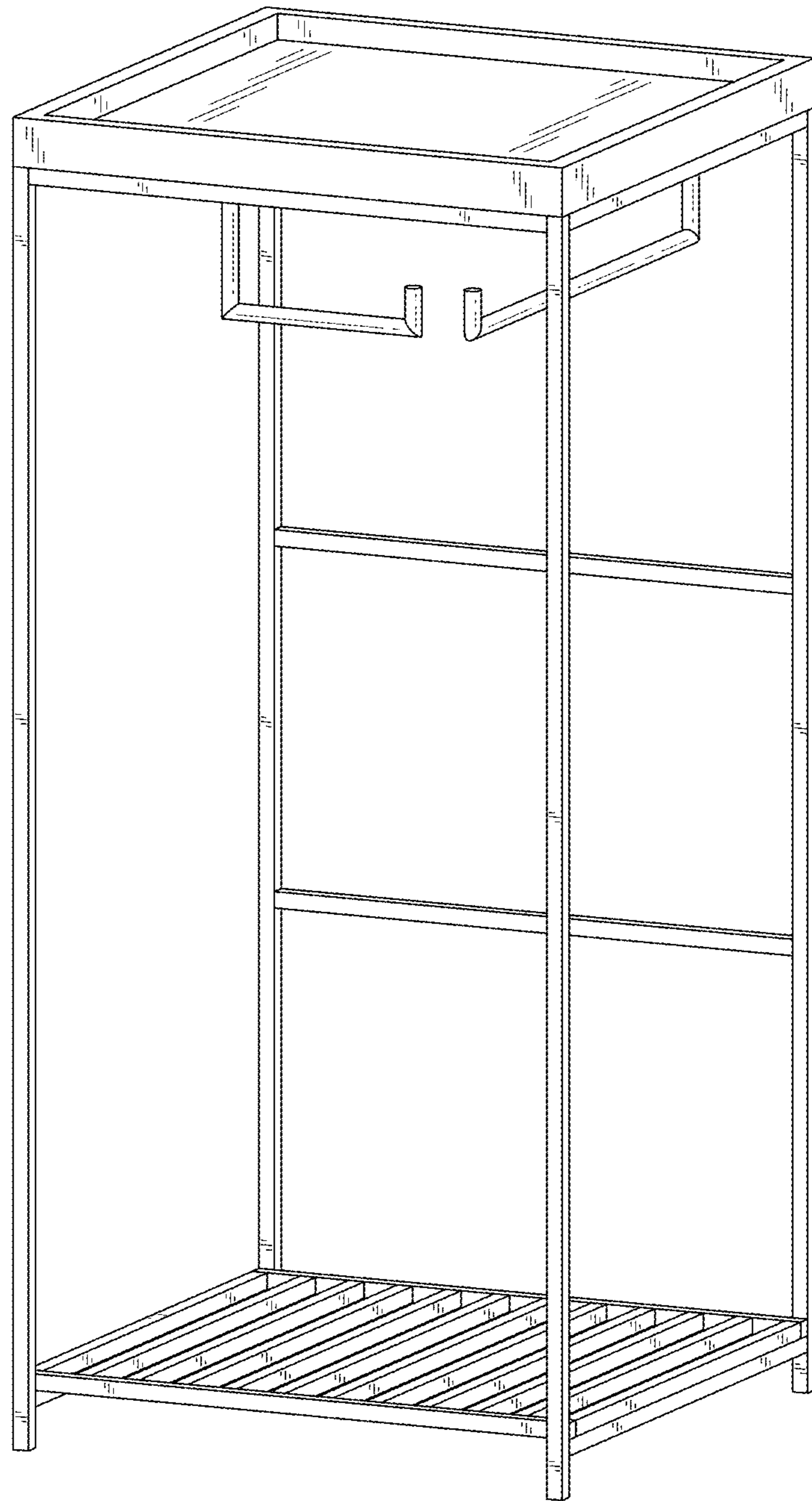


FIG. 1

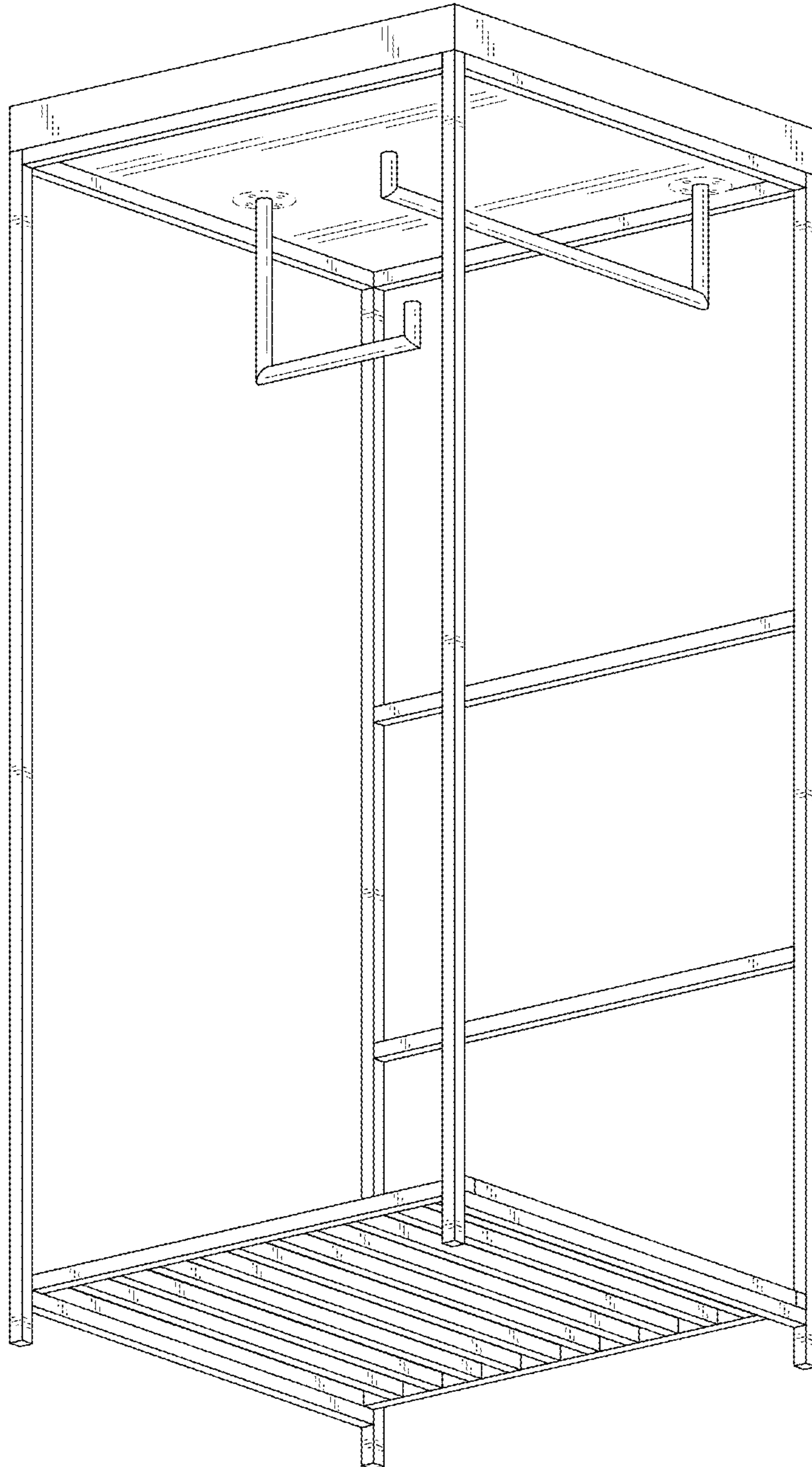


FIG. 2




FIG. 3




FIG. 4




FIG. 5




FIG. 6




FIG. 7

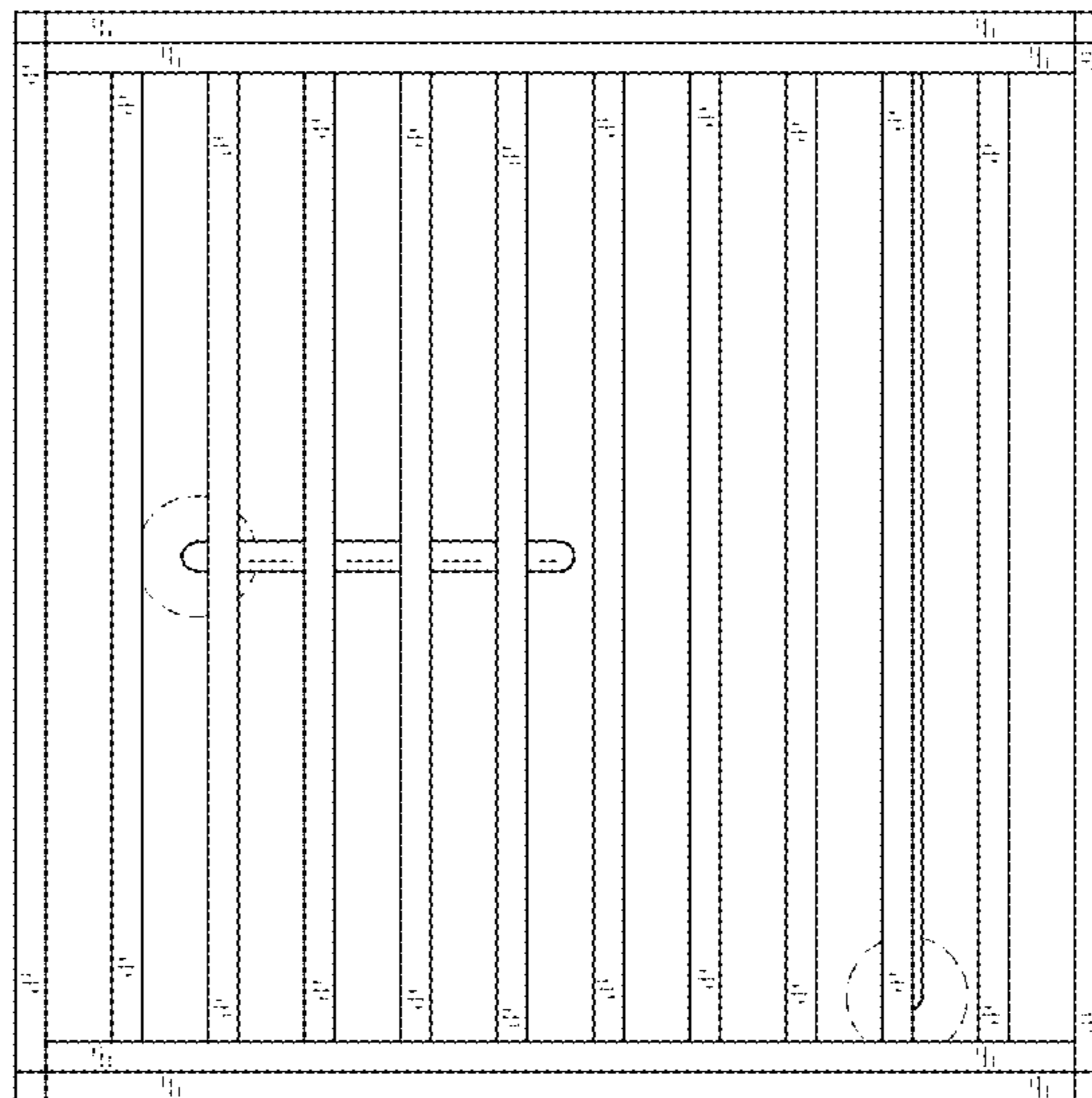


FIG. 8