



US00D987327S

(12) **United States Design Patent** (10) **Patent No.:** **US D987,327 S**
Chiang (45) **Date of Patent:** **** May 30, 2023**

(54) **HANGING LADDER RACK**

(71) Applicant: **MyGift Enterprise, LLC**, Woodinville, WA (US)

(72) Inventor: **Cliff Chiang**, Woodinville, WA (US)

(**) Term: **15 Years**

(21) Appl. No.: **29/701,872**

(22) Filed: **Aug. 15, 2019**

(51) **LOC (14) Cl.** **06-04**

(52) **U.S. Cl.**
USPC **D6/570**

(58) **Field of Classification Search**

USPC D6/570, 520, 552, 553.554, 567, 569, D6/571, 572, 574, 682.2, 512, 546, 553, D6/672, 674; D12/406, 412, 414, 414.1; 182/21, 23, 26, 67.4, 102, 103, 106, 107, 182/110, 112, 113, 115, 116, 120, 129, 182/130, 132, 151, 152, 156, 157, 161, 182/162, 180, 180.1, 194, 2.11, 201, 202, 182/204, 207, 215, 220, 245; D25/62, 64
CPC ... E06C 1/38; E06C 7/423; E06C 7/46; E06C 7/4203; A47F 5/00; A47F 5/0043; A47F 5/08

See application file for complete search history.

(56) **References Cited**

U.S. PATENT DOCUMENTS

- D351,535 S * 10/1994 Renegar A47F 5/0025 D7/701
- D797,314 S * 9/2017 Presley D25/64
- D866,230 S * 11/2019 Xin D6/675.1
- D884,398 S * 5/2020 Lai D6/681.1
- D901,923 S * 11/2020 Chiang D6/520
- D917,209 S * 4/2021 Johnson A47F 5/0025 D6/672
- D944,029 S * 2/2022 Fluharty D6/570

OTHER PUBLICATIONS

Docmon, Docmon Towel Rack . . . etc—May 4, 2020, www.amazon.com, URL: https://www.amazon.com/gp/customer-reviews/R3UNSKAHUWEHI9/ref=cm_cr_getr_d_rvw_ttl?ie=UTF8&ASIN=B07ZCSZYVF, 2 pgs, retrieved Mar. 22, 2022 (Year: 2020).*
MyGift 3 Store, MyGift 3-Tier Hanging Hand Towel Ladder . . . —no posting date, www.amazon.com, https://www.amazon.com/MyGift-3-Tier-Rustic-Wall-Hanging-Ladder/dp/B07QMYNNPV?th=1, 1 pg, retrieved Mar. 24, 2022 (Year: 2019).*

(Continued)

Primary Examiner — Mary Ann Calabrese

(74) *Attorney, Agent, or Firm* — Dean A. Craine, P.S.

(57) **CLAIM**

The ornamental design for a hanging ladder rack, as shown and described.

DESCRIPTION

This patent contains at least one drawing/photograph executed in color. Copies of this patent with colored drawing(s)/photograph(s) will be provided by the Office upon request and payment of the necessary fee.

FIG. 1 is a left side, top perspective view of a hanging ladder rack, showing my invention.

FIG. 2 is a front elevational view thereof.

FIG. 3 is a rear elevational view thereof.

FIG. 4 is a top plan view thereof.

FIG. 5 is a bottom plan view thereof.

FIG. 6 left side elevational view thereof.


FIG. 7 is a right side elevational view thereof.

FIG. 8 is a left side, top perspective view of the invention shown in FIG. 1; and,

FIG. 9 is an enlarged view of the encircled area indicated by reference number 9 in FIG. 8.

The broken lines in FIGS. 8 and 9 represents the bounds of the enlargement taken from FIG. 8 and forms no part of the claimed design.

1 Claim, 9 Drawing Sheets
(9 of 9 Drawing Sheet(s) Filed in Color)



(56)

References Cited

OTHER PUBLICATIONS

MyGift 3-Tiered Hanging Hand Towel Rack Ladder—Amazon
<https://www.amazon.com/MyGift-3-Tiered-Whitewashed-Industrial-Bathroom/dp/B095L44TG8> retrieved from the internet on Jan. 18, 2023.*

Wall Hanging Rustic Torched Wood and Rope Ladder Towel Rack with 5 Rungs—MyGift <https://www.mygift.com/products/wall-hanging-rustic-towel-ladder> retrieved from the internet on Jan. 18, 2023.*

* cited by examiner




FIG. 1




FIG. 2




FIG. 3




FIG. 4



FIG. 5




FIG. 6




FIG. 7




FIG. 8




FIG. 9