



US00D987319S

(12) **United States Design Patent**
Stromborg

(10) **Patent No.:** **US D987,319 S**
(45) **Date of Patent:** **** May 30, 2023**

- (54) **CHAIR**
- (71) Applicant: **ARPER S.p.A.**, Treviso (IT)
- (72) Inventor: **Daniel Stromborg**, Treviso (IT)
- (73) Assignee: **M. ARTHUR GENSLER JR. & ASSOCIATES**, San Francisco, CA (US)
- (**) Term: **15 Years**
- (21) Appl. No.: **35/512,404**
- (22) Filed: **Jul. 29, 2021**
- (80) **Hague Agreement Data**
 Int. Filing Date: **Jul. 29, 2021**
 Int. Reg. No.: **DM/215766**
 Int. Reg. Date: **Jul. 29, 2021**
 Int. Reg. Pub. Date: **Aug. 20, 2021**
- (30) **Foreign Application Priority Data**
 Feb. 26, 2021 (WO) WIPO102226
- (51) **LOC (14) Cl.** **06-01**
- (52) **U.S. Cl.**
 USPC **D6/374**
- (58) **Field of Classification Search**
 USPC D6/334, 363, 364, 365, 366, 371, 372, D6/373, 374
 CPC A47C 3/24; A47C 3/32; A47C 3/12; A47C 7/40; A47C 7/402; A47C 7/407; A47C 3/04; A47C 3/34
 See application file for complete search history.

- 6,106,061 A * 8/2000 Caruso A47C 1/124 297/239
 - D432,321 S * 10/2000 Buehler D6/334
 - D475,543 S * 6/2003 Savini D6/374
 - D536,548 S * 2/2007 Peitz D6/374
 - D541,069 S * 4/2007 Peitz D6/374
- (Continued)

FOREIGN PATENT DOCUMENTS

WO DM215770 7/2021

OTHER PUBLICATIONS

Arper, posted at dexigner.com, posted on Jul. 10, 2021, site visited Jun. 29, 2022. online, available from internet: <https://www.dexigner.com/news/33832> (Year: 2021).*

(Continued)

Primary Examiner — Catherine Ho
(74) *Attorney, Agent, or Firm* — Thomas | Horstemeyer, LLP

(57) **CLAIM**

The ornamental design for a chair, as shown and described.

DESCRIPTION

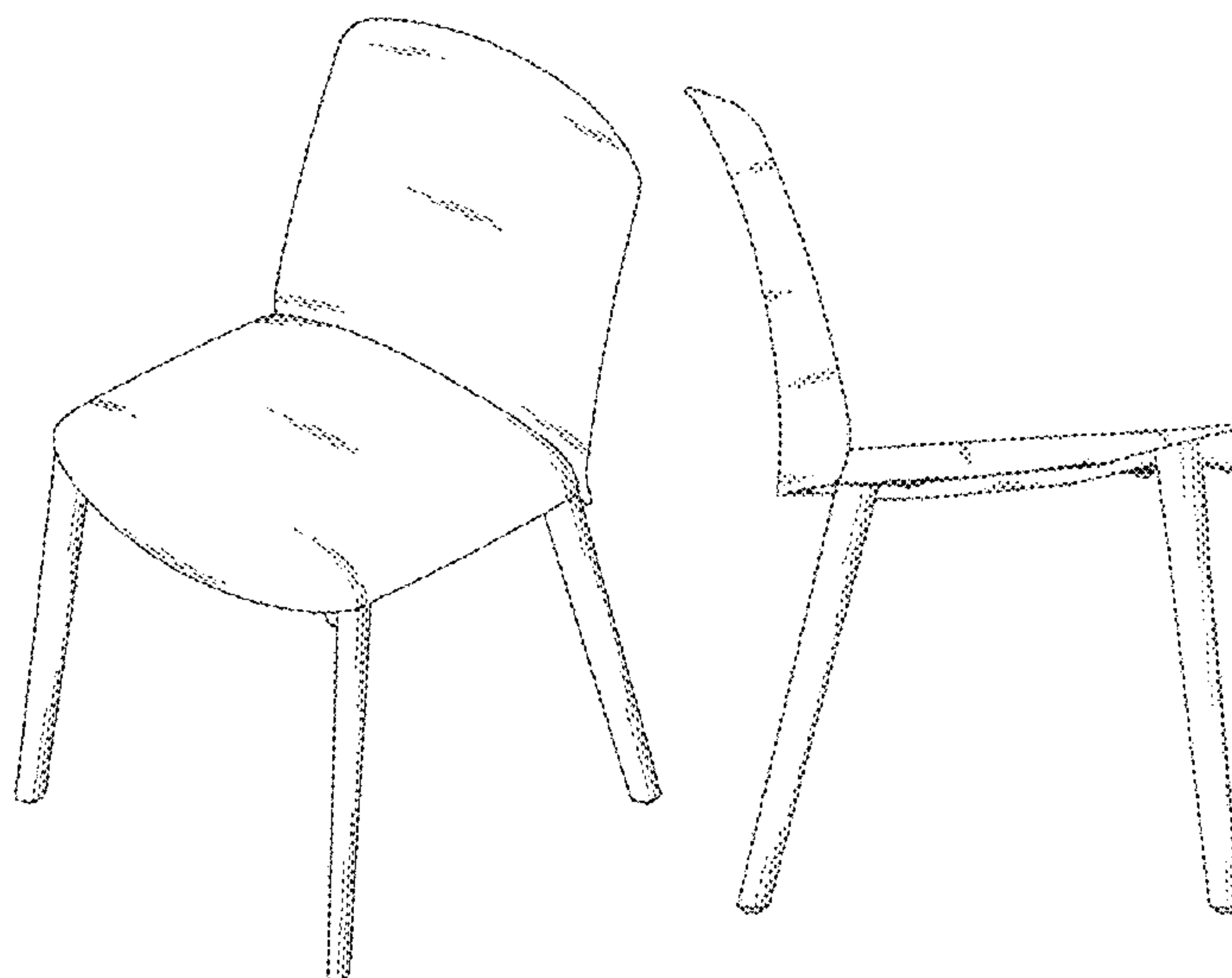
The patent or application file contains at least one drawing executed in color. Copies of this patent or patent application publication with color drawing(s) will be provided by the Office upon request and payment of the necessary fee.

- 1.1 is a perspective view of a chair, showing my new design;
- 1.2 is a left view thereof;
- 1.3 is a right view thereof;
- 1.4 is a front view thereof;
- 1.5 is a rear view thereof;
- 1.6 is a top view thereof; and
- 1.7 is a bottom view thereof.

In reproduction 1.7, the areas colored in red show portions of the article that form no part of the claimed design.

1 Claim, 7 Drawing Sheets
(1 of 7 Drawing Sheet(s) Filed in Color)

- (56) **References Cited**
 U.S. PATENT DOCUMENTS
 D270,497 S * 9/1983 Ochsner D6/366
 D348,788 S * 7/1994 Starck D6/334



(56)

References Cited

U.S. PATENT DOCUMENTS

D542,553	S	*	5/2007	Peitz	D6/374
D594,668	S	*	6/2009	Neil	D6/376
D602,276	S	*	10/2009	Neil	D6/374
D647,319	S	*	10/2011	Kubryk	D6/380
D663,974	S	*	7/2012	Swy	D6/708.16
D672,981	S	*	12/2012	Kubryk	D6/374
D759,987	S	*	6/2016	Dong	D6/375
D767,295	S	*	9/2016	Haase	D6/374
D782,838	S	*	4/2017	Shokouhi	D6/334
D825,949	S	*	8/2018	Bouroullec	D6/374
D843,743	S	*	3/2019	Muller	D6/334
D859,022	S	*	9/2019	Jones	D6/374
D863,806	S	*	10/2019	Maly	D6/375
D875,414	S	*	2/2020	Li	D6/375
D885,073	S	*	5/2020	Wang	D6/374
D889,874	S	*	7/2020	Corrado	D6/375
D891,806	S	*	8/2020	Li	D6/375
D893,911	S	*	8/2020	Gori	D6/374
D905,997	S	*	12/2020	Li	D6/374
D920,692	S	*	6/2021	Li	D6/360
D929,763	S	*	9/2021	Li	D6/375
D955,766	S	*	6/2022	Anderssen	D6/360

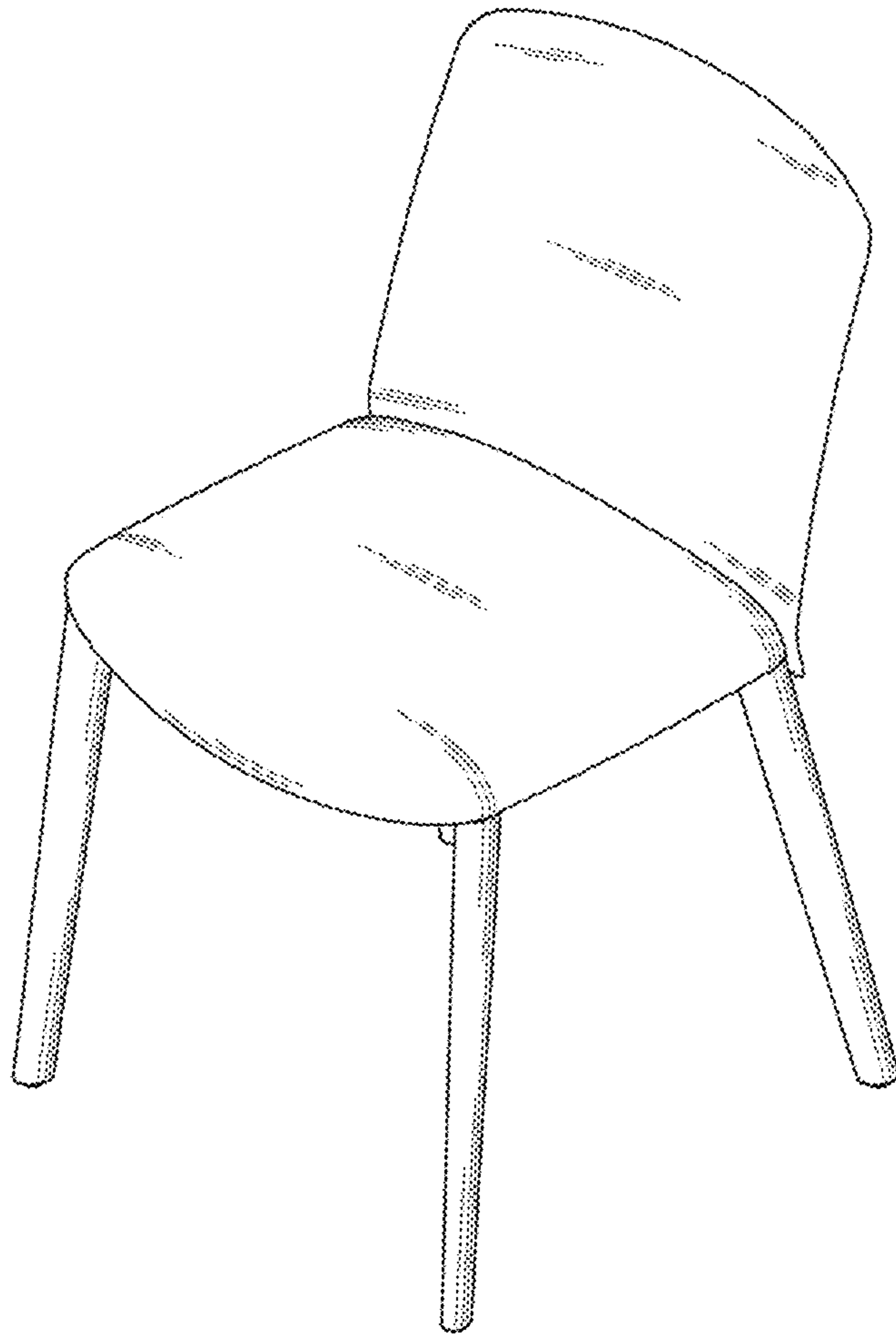
OTHER PUBLICATIONS

Japanese Office Action issued in JPO Application No. 2021-501536 dated Mar. 11, 2022.


Japanese Office Action issued in JPO Application No. 2021-501537 dated Mar. 11, 2022.

* cited by examiner

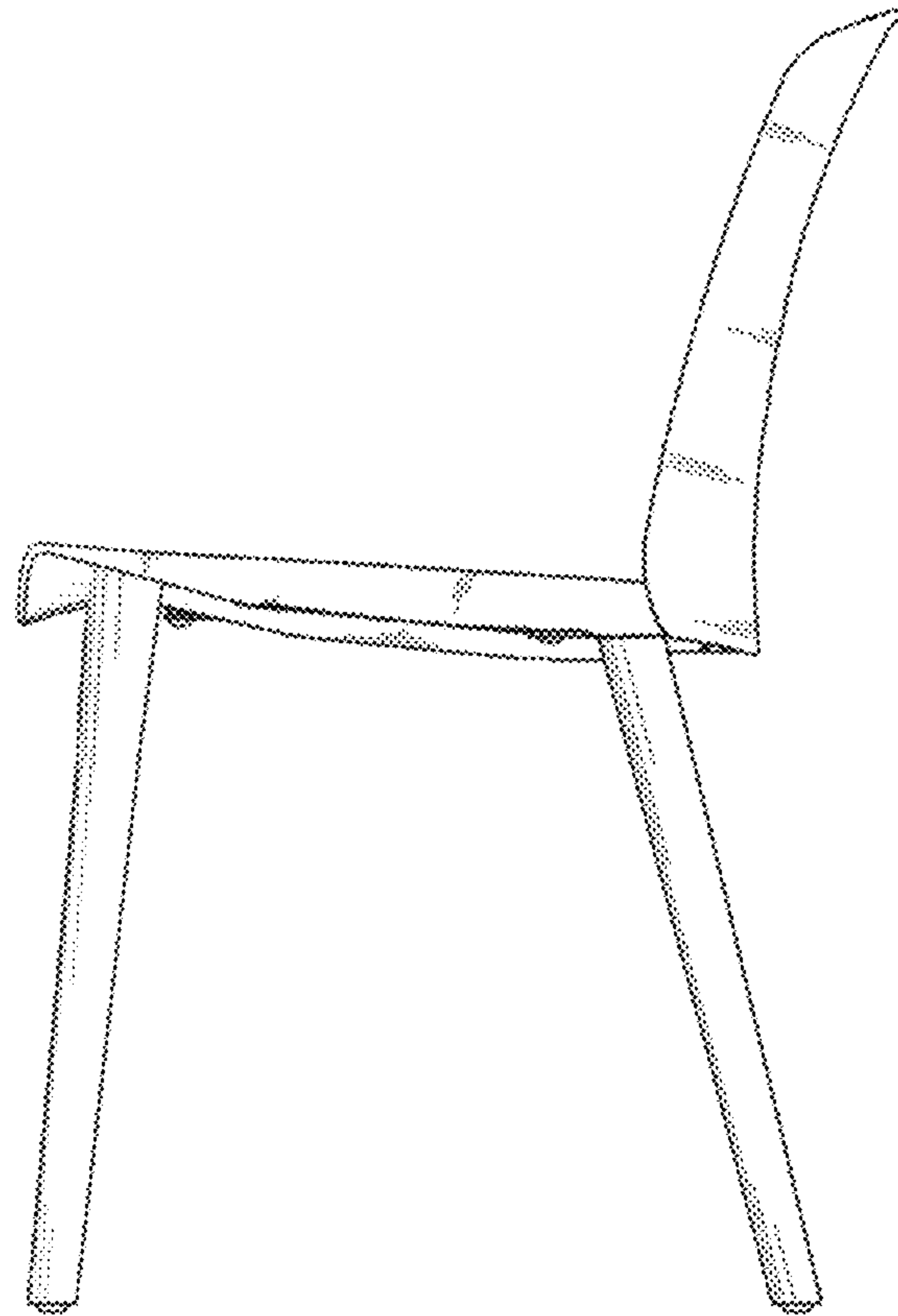
1.1



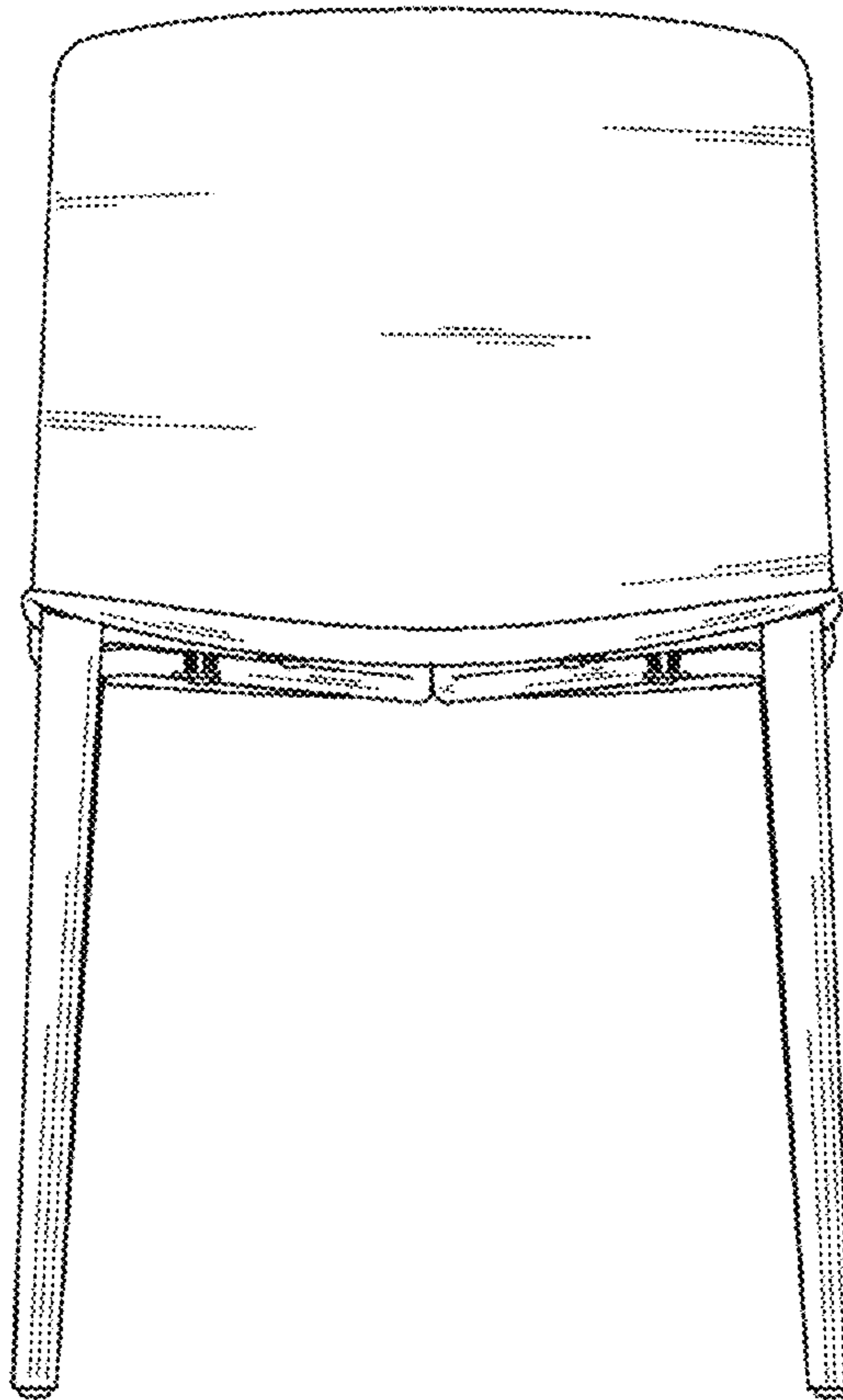
1.2



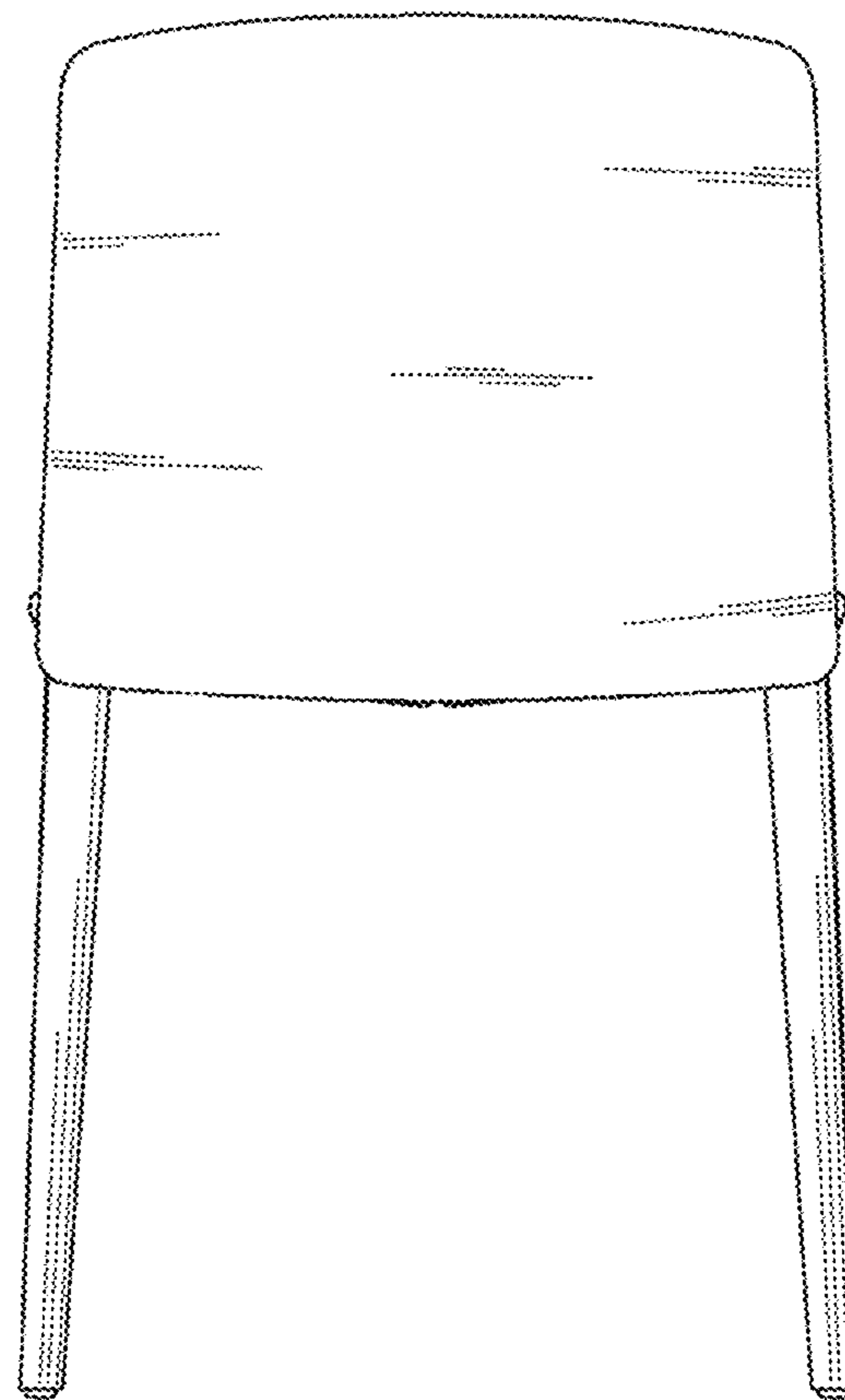
1.3



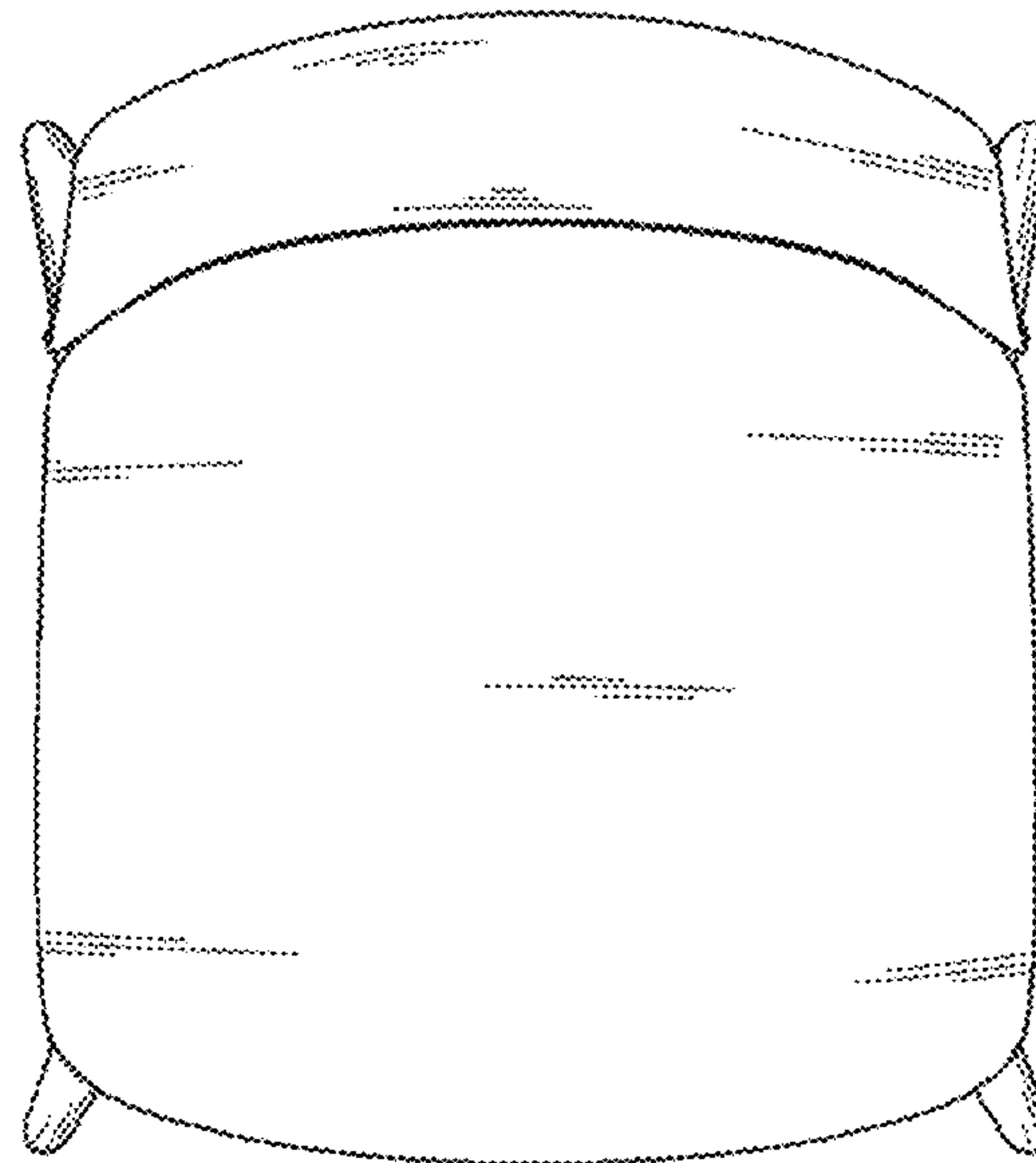
1.4



1.5



1.6



1.7

