



US00D987311S

(12) **United States Design Patent**
Yang

(10) **Patent No.:** **US D987,311 S**
(45) **Date of Patent:** **** May 30, 2023**

(54) **CHAIR**

(71) Applicant: **Yahee Trading Limited**, Sheung Wan (CN)

(72) Inventor: **Dean Yang**, Sheung Wan (CN)

(**) Term: **15 Years**

(21) Appl. No.: **29/784,558**

(22) Filed: **May 20, 2021**

(51) **LOC (14) Cl.** **06-01**

(52) **U.S. Cl.**
USPC **D6/368**

(58) **Field of Classification Search**
USPC D6/334, 335, 336, 364, 365, 367, 368,
D6/374, 375, 379

CPC A47C 4/028
See application file for complete search history.

(56) **References Cited**

U.S. PATENT DOCUMENTS

D177,454 S	*	4/1956	Young	D6/334
D180,138 S	*	4/1957	Futorian	D6/375
D180,220 S	*	5/1957	Budnick	D6/360
D183,416 S	*	8/1958	Bellmann	D6/375
D187,525 S	*	3/1960	Ihreborn	D6/334
D225,843 S	*	1/1973	Buhk	D6/375
D288,506 S	*	3/1987	Ochsner	D6/375
D290,431 S	*	6/1987	Heggdal	D6/367
D291,265 S	*	8/1987	Heggdal	D6/365
D785,961 S	*	5/2017	Taillard	D6/374
D796,862 S	*	9/2017	Martell	D6/375
D900,494 S	*	11/2020	Tsai	D6/360

D905,996 S	*	12/2020	Li	D6/374
D907,385 S	*	1/2021	Li	D6/366
D915,095 S	*	4/2021	Li	D6/375
D938,172 S	*	12/2021	Li	D6/348
D965,329 S	*	10/2022	Citterio	D6/374

FOREIGN PATENT DOCUMENTS

CN	305647861	*	3/2020
EM	008577092-0029	*	8/2021
EM	008856553-0034	*	3/2022

* cited by examiner

Primary Examiner — Deanna L Pratt

(74) *Attorney, Agent, or Firm* — Runit R. Kanakia

(57) **CLAIM**

The ornamental design for a chair, as shown and described.

DESCRIPTION

FIG. 1 is a top front left perspective view of a chair showing my new design;

FIG. 2 is a front elevational view thereof;

FIG. 3 is a rear elevational view thereof;

FIG. 4 is a right side view thereof;

FIG. 5 is a left side view thereof;


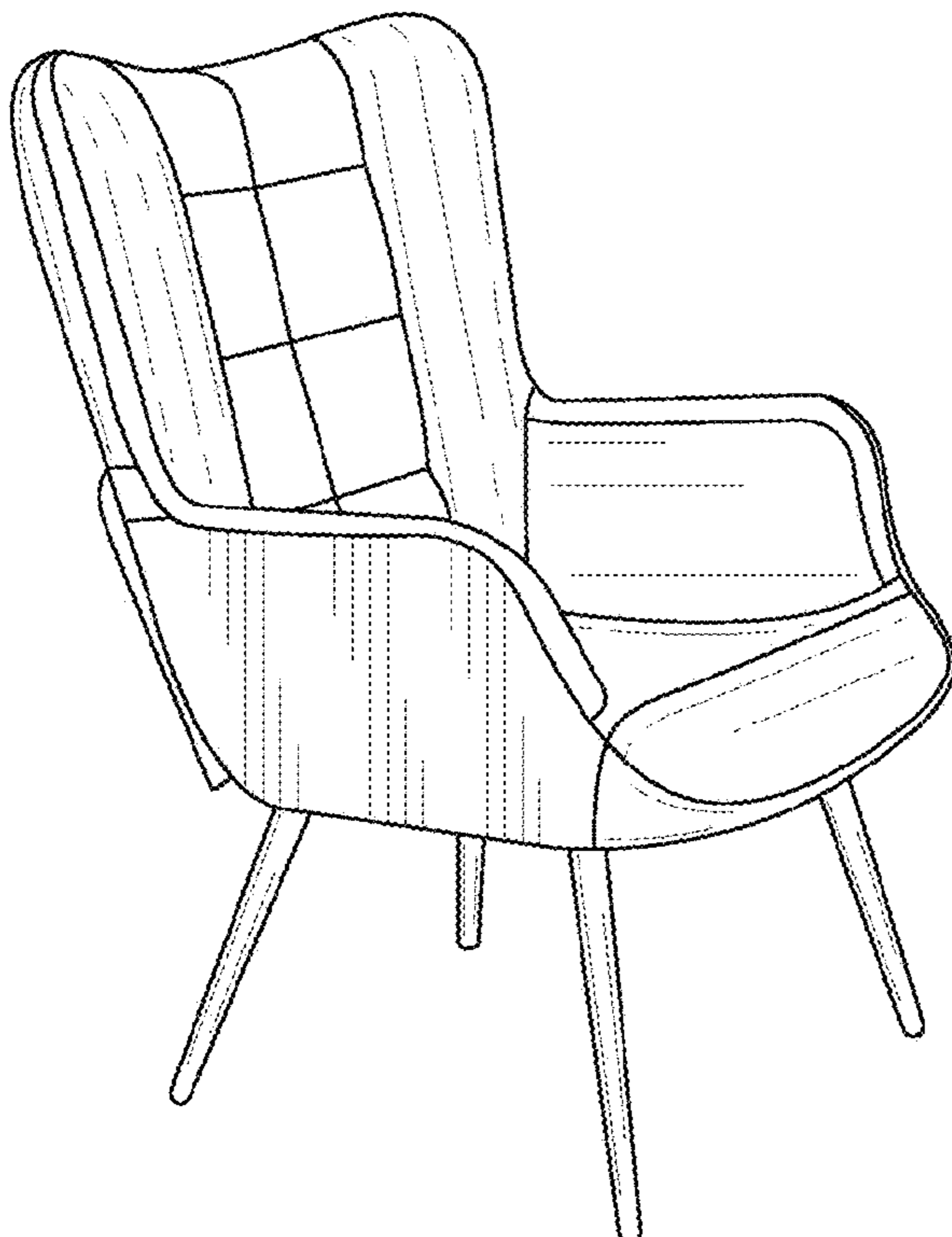
FIG. 6 is a top plan view thereof;

FIG. 7 is a bottom plan view thereof; and,

FIG. 8 is a left side view of the chair illustrated in a folded state.

The broken lines in the drawings are for the purpose of illustrating portions of the chair that form no part of the claimed design.

1 Claim, 8 Drawing Sheets






FIG. 1




FIG. 2

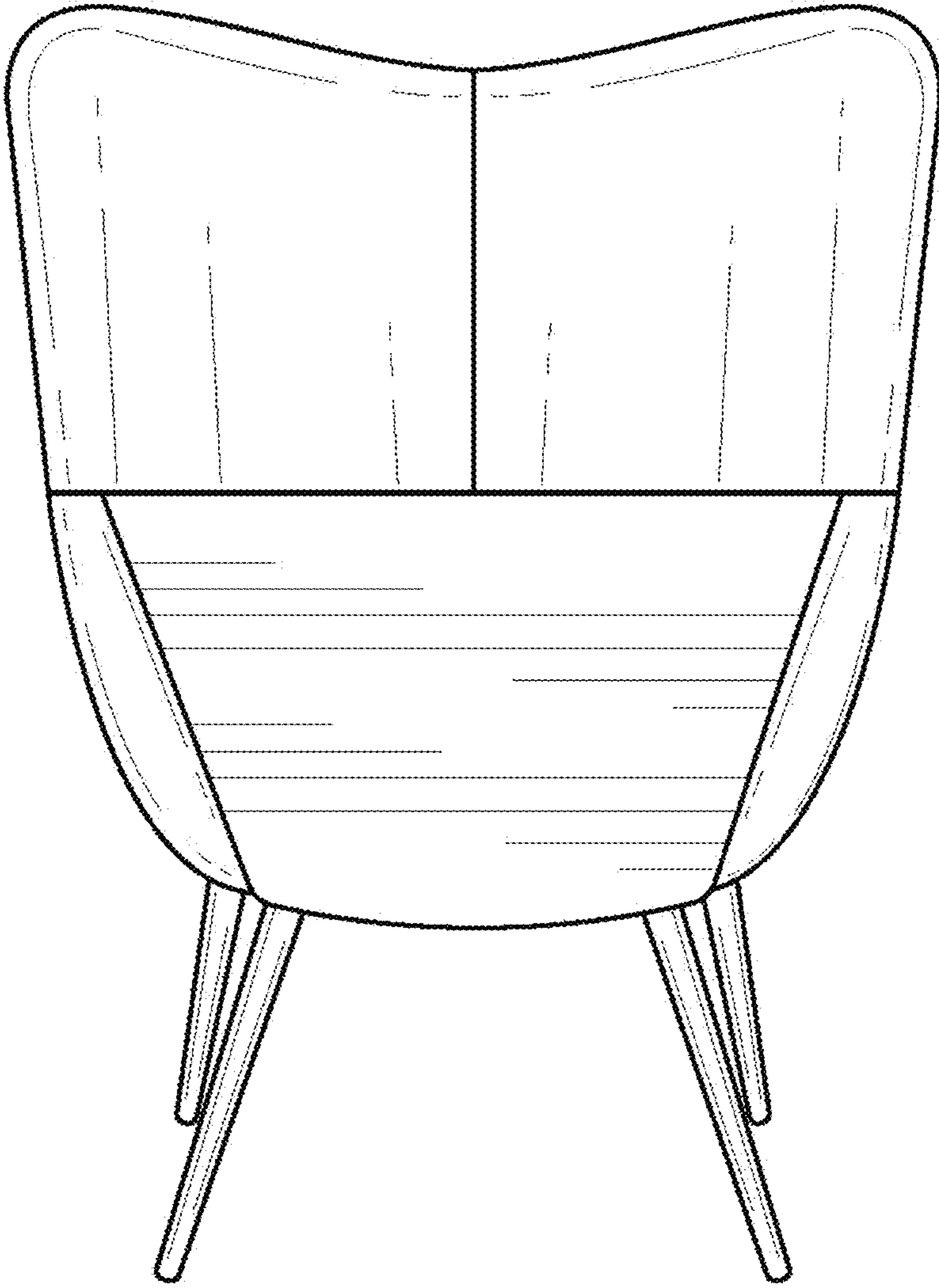


FIG. 3

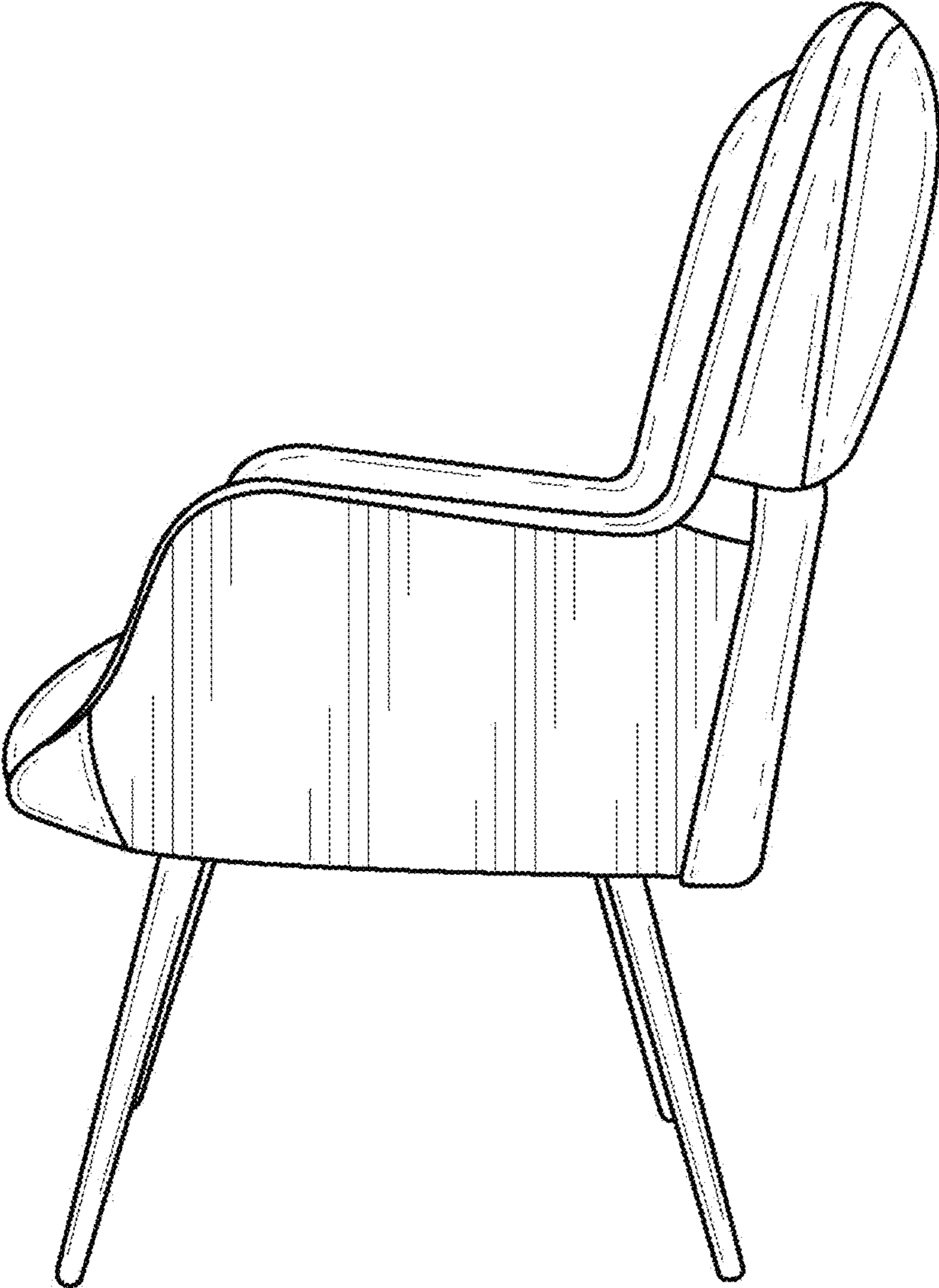


FIG. 4




FIG. 5

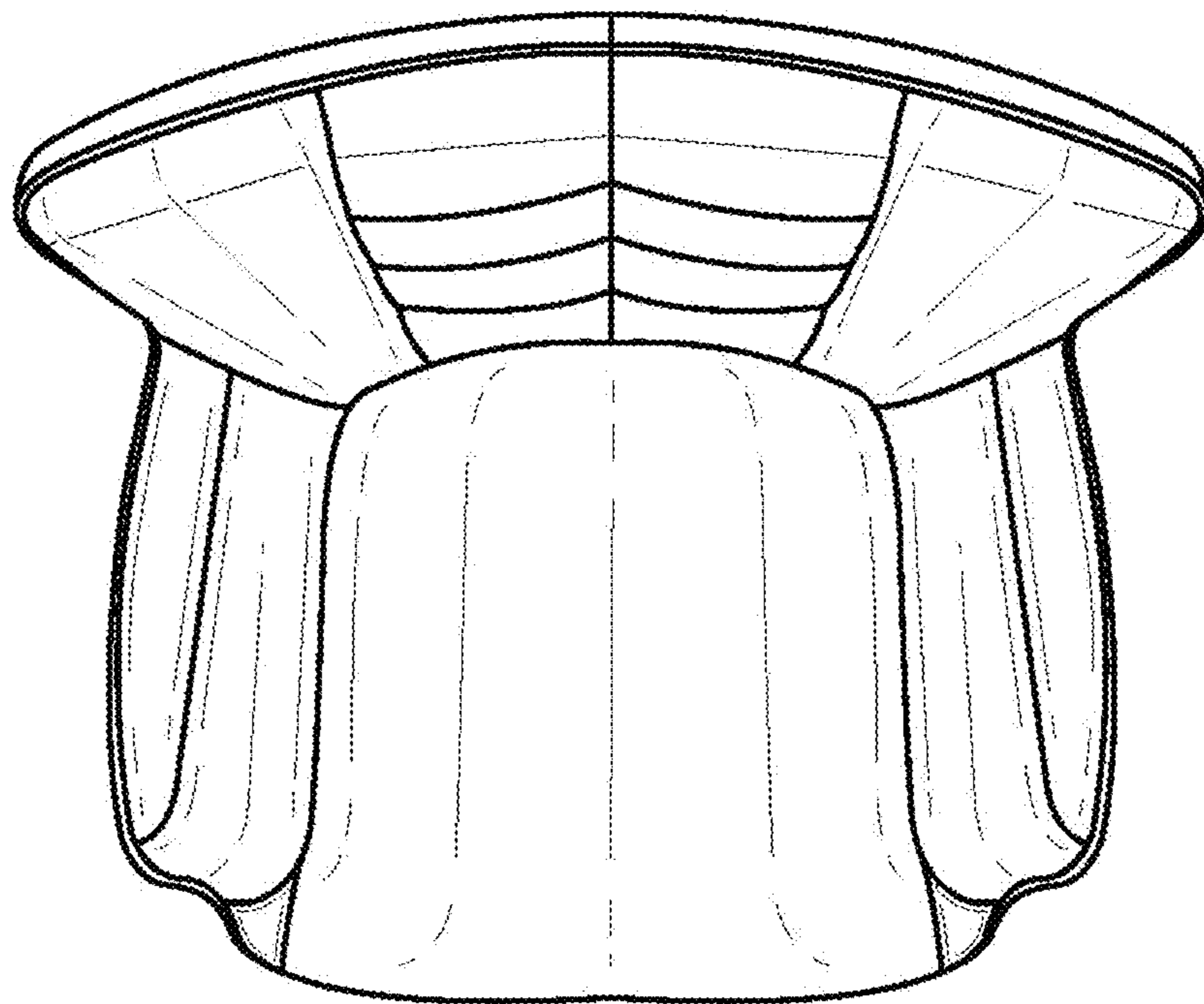


FIG. 6

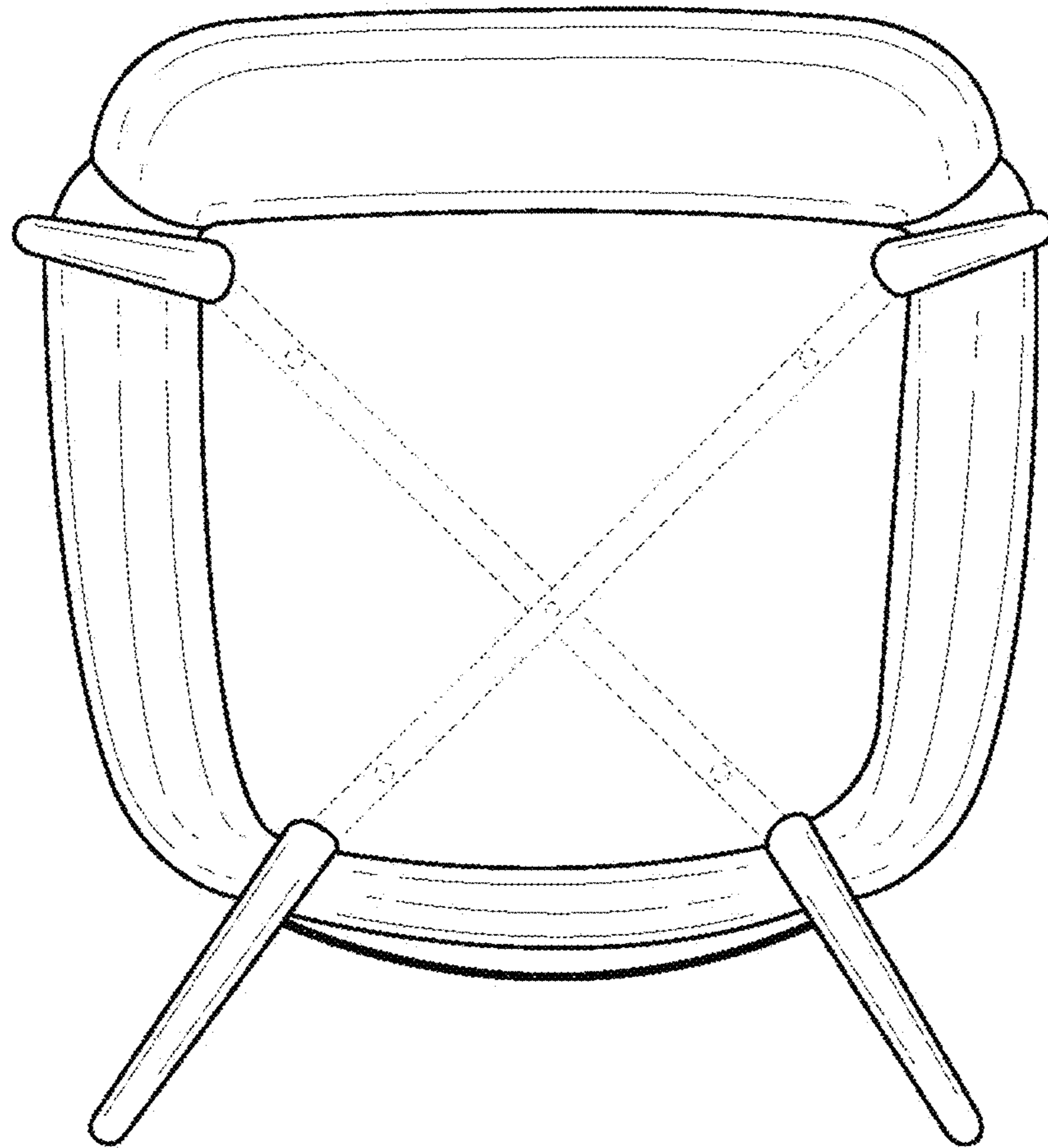


FIG. 7




FIG. 8