



US00D987250S

(12) **United States Design Patent** (10) **Patent No.:** **US D987,250 S**
Jalbert (45) **Date of Patent:** **** May 30, 2023**

(54) **SHOE**
(71) Applicant: **Converse Inc.**, Boston, MA (US)
(72) Inventor: **Mario Jalbert**, Boston, MA (US)
(73) Assignee: **Converse Inc.**, Boston, MA (US)
(**) Term: **15 Years**
(21) Appl. No.: **29/804,283**
(22) Filed: **Aug. 19, 2021**
(51) **LOC (14) Cl.** **02-04**
(52) **U.S. Cl.**
USPC **D2/972**
(58) **Field of Classification Search**
USPC D2/902, 907-908, 943-945, 969,
D2/972-974; D21/772; D29/121.2
CPC A43B 23/20; A43B 23/24; A43B 5/06;
A43C 13/14; A43C 7/00
See application file for complete search history.

(56) **References Cited**

U.S. PATENT DOCUMENTS

D364,498 S * 11/1995 Teague D2/907
D382,690 S * 8/1997 Hirahata D2/902
D397,243 S * 8/1998 Clarke D2/972
D446,639 S * 8/2001 Yang D2/907
D452,067 S * 12/2001 Matis D2/957
D522,728 S * 6/2006 Blakeslee D2/972
D538,019 S * 3/2007 Schoenborn D2/969

D678,668 S * 3/2013 Parrett D2/972
D793,702 S * 8/2017 Parker
D846,857 S * 4/2019 Bacon D2/969
D851,902 S * 6/2019 Hong
D854,811 S * 7/2019 Schultze D2/973
D902,574 S * 11/2020 Petrenka
D908,339 S * 1/2021 Lesecq D2/972
D927,843 S * 8/2021 Powers D2/972
D949,542 S * 4/2022 Gonzalez D2/972

* cited by examiner

Primary Examiner — Kevin K Rudzinski

Assistant Examiner — Clare Ann Gannon

(74) *Attorney, Agent, or Firm* — Banner & Witcoff, Ltd.

(57) **CLAIM**

The ornamental design for a shoe, as shown and described.

DESCRIPTION

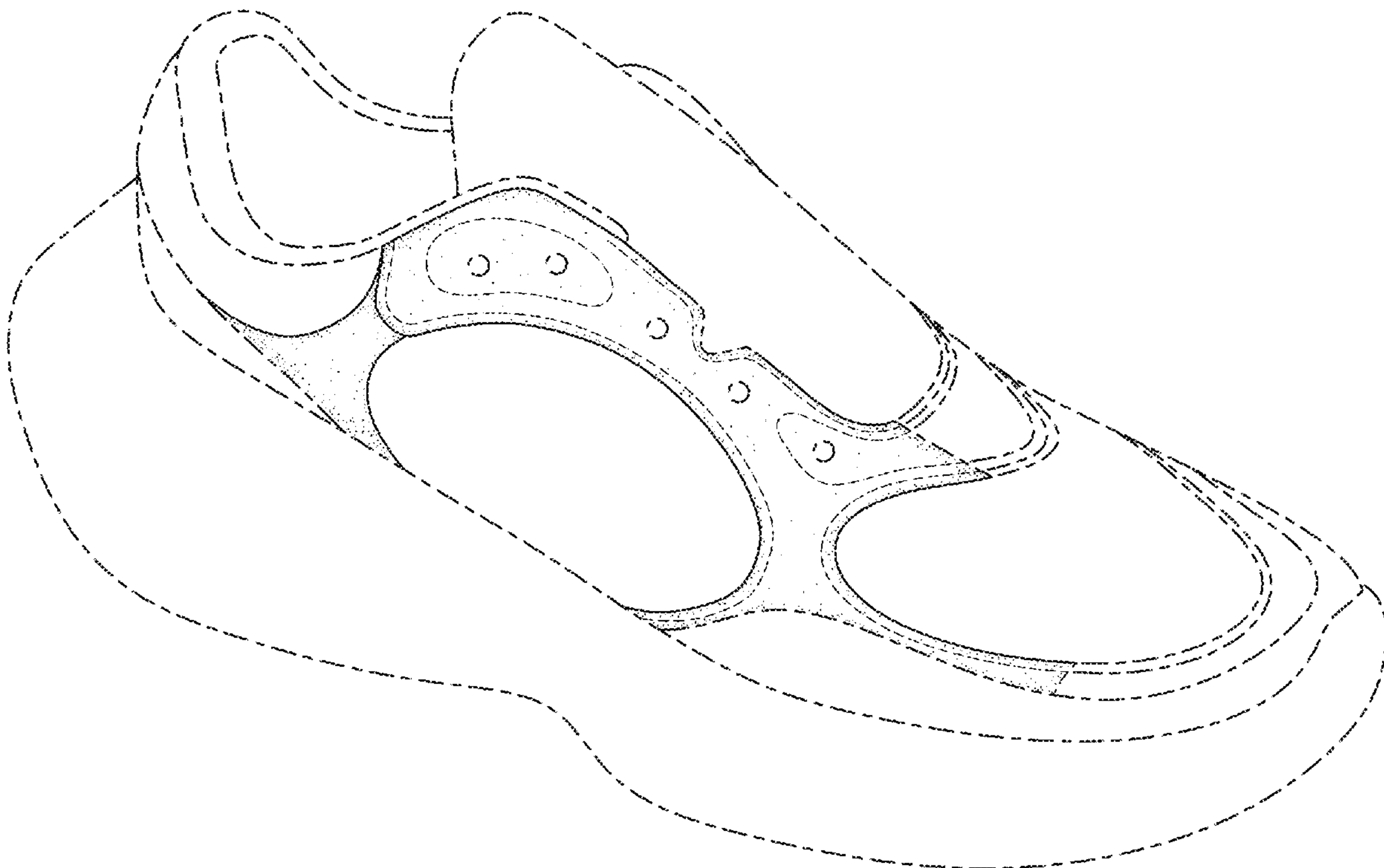
FIG. 1 is a front perspective view of a shoe showing my new design;

FIG. 2 is a side view thereof; and,

FIG. 3 is a rear perspective view thereof.

The broken lines immediately adjacent to the shaded area define the bounds of the claimed design and form no part thereof. The broken lines showing the five circle shaped elements represent eyelets that form no part of the claimed design. The even-length broken lines represent stitching that forms no part of the claimed design. The broken lines depicting the remainder of the shoe form no part of the claimed design.

1 Claim, 3 Drawing Sheets



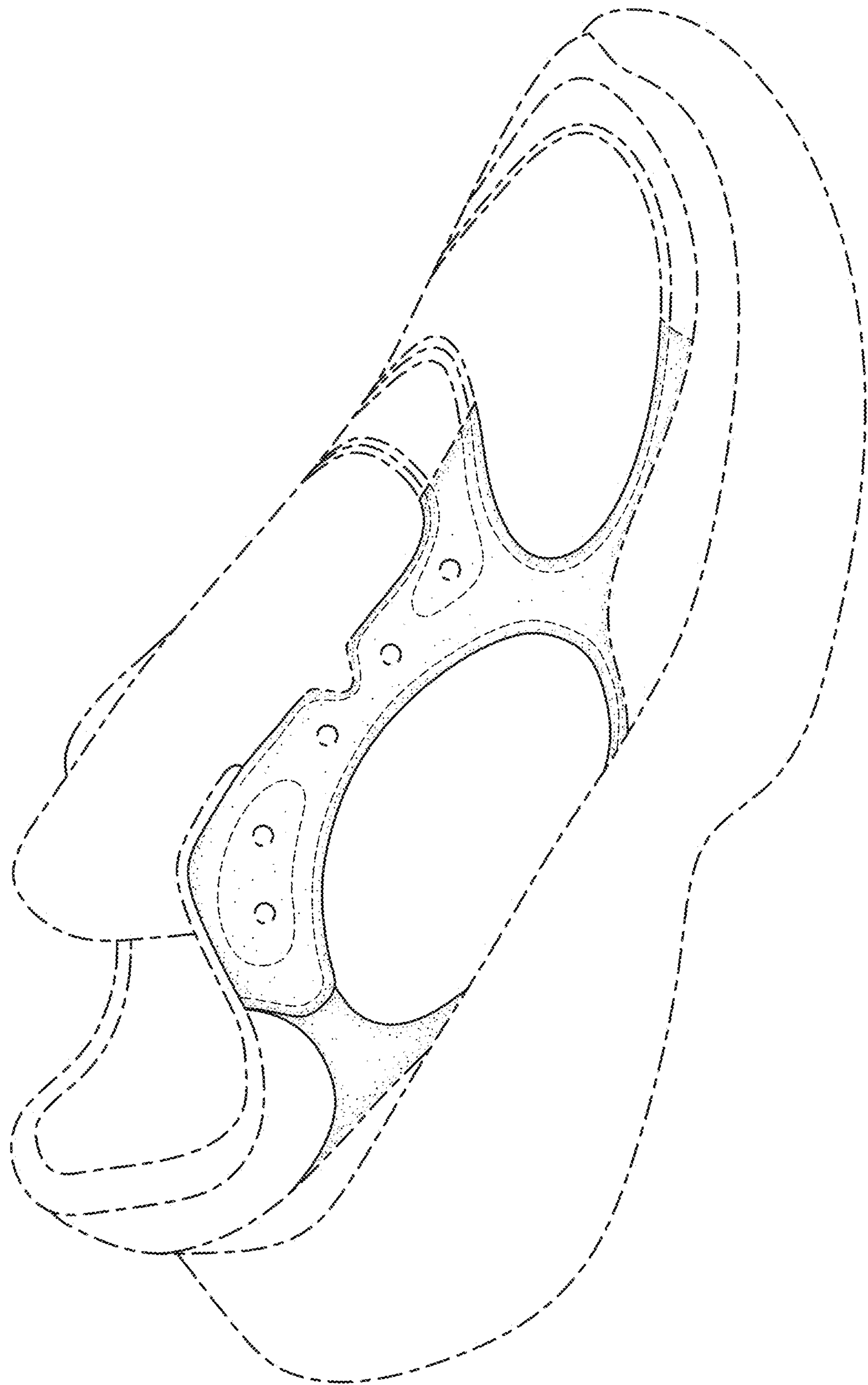


FIG. 1

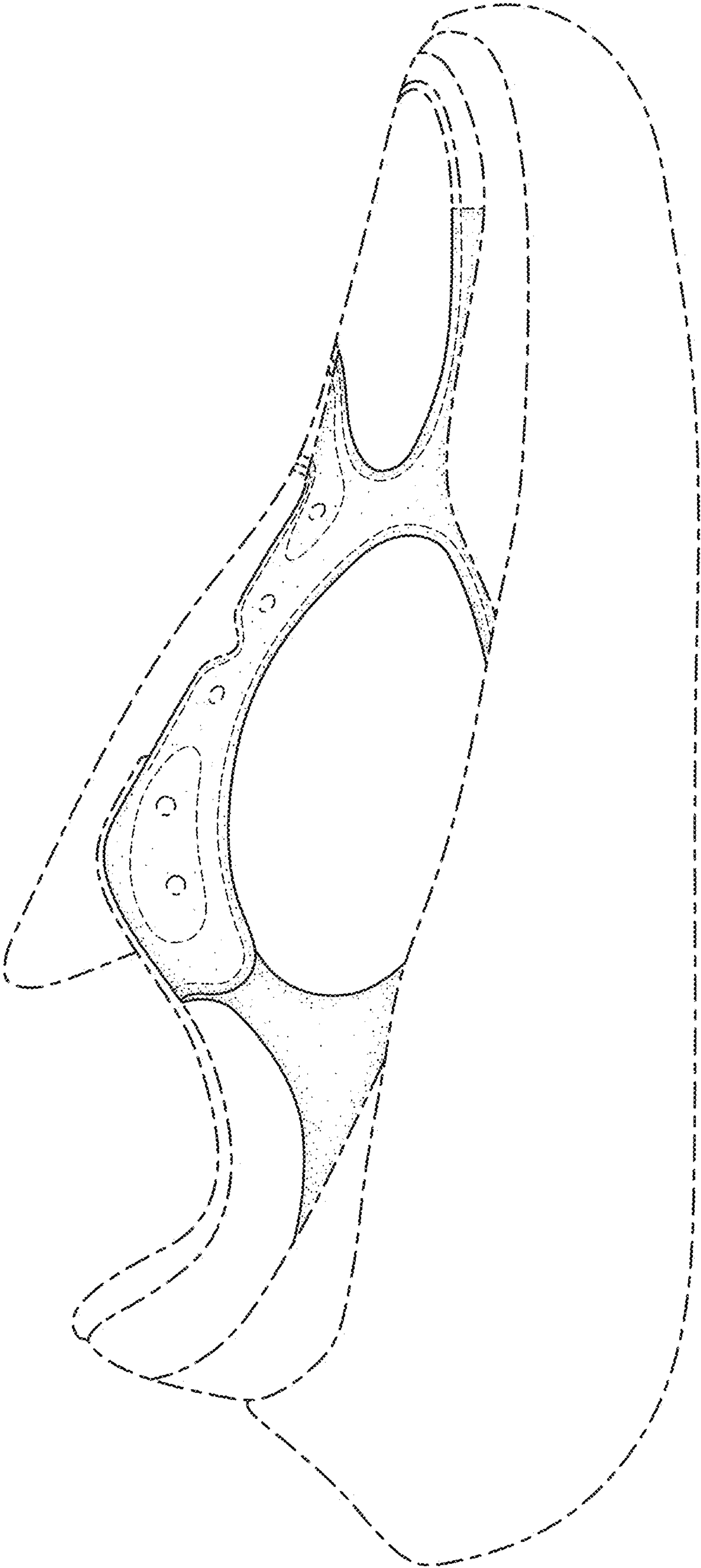


FIG. 2

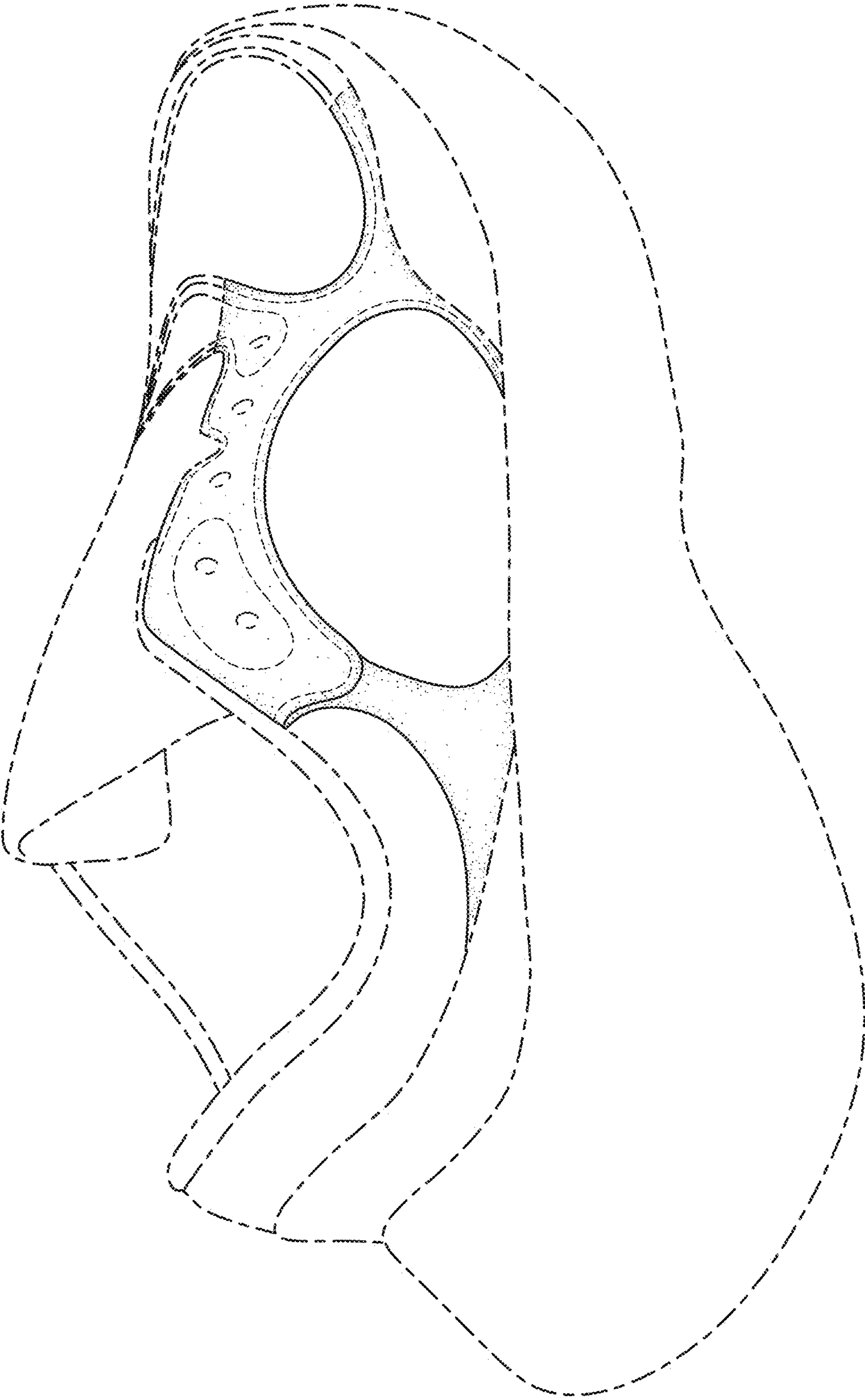


FIG. 3