



US00D987241S

(12) **United States Design Patent** (10) **Patent No.:** **US D987,241 S**  
**Smith et al.** (45) **Date of Patent:** **\*\* May 30, 2023**

(54) **HEEL WRAP**

(71) Applicants: **Shirley M. Smith**, New Orleans, LA (US); **Mizani P. M. Johnson**, Huntsville, AL (US)

(72) Inventors: **Shirley M. Smith**, New Orleans, LA (US); **Mizani P. M. Johnson**, Huntsville, AL (US)

(\*\*) Term: **15 Years**

(21) Appl. No.: **29/651,736**

(22) Filed: **Feb. 15, 2019**

(51) **LOC (14) Cl.** ..... **02-04**

(52) **U.S. Cl.**  
USPC ..... **D2/915**

(58) **Field of Classification Search**  
USPC ..... D2/896, 901, 902, 906, 909, 910-915, D2/986  
CPC .... A43B 3/20; A43B 7/12; A43B 3/18; A43B 3/16  
See application file for complete search history.

(56) **References Cited**

U.S. PATENT DOCUMENTS

1,585,856 A \* 5/1926 Headley ..... A43B 23/30 36/72 B  
3,983,641 A \* 10/1976 Wright ..... A43B 23/30 36/72 B  
4,459,764 A \* 7/1984 Beck ..... A43B 23/30 36/72 B  
D281,739 S \* 12/1985 Hazley ..... A43B 7/26 D2/968  
D286,460 S \* 11/1986 Haber ..... D2/915

D341,698 S \* 11/1993 Hudson ..... A61F 5/0111 D2/915  
5,361,517 A \* 11/1994 Liener ..... A43B 5/007 36/72 B  
D368,356 S \* 4/1996 Reale ..... D2/946  
5,771,607 A \* 6/1998 Dean ..... A43B 23/30 36/72 B  
5,845,416 A \* 12/1998 Hands ..... A43B 3/16 36/105  
6,602,216 B1 \* 8/2003 Nordt, III ..... A61F 5/0111 602/65  
D564,188 S \* 3/2008 Woodbury ..... D2/913  
7,707,747 B2 \* 5/2010 Nawachi ..... A43B 7/26 36/94  
D648,104 S \* 11/2011 Bolden ..... A43B 23/30 D2/915

\* cited by examiner

*Primary Examiner* — Rashida C. Walshon  
(74) *Attorney, Agent, or Firm* — Paul R. Martin


(57) **CLAIM**

The ornamental design for a heel wrap, as shown and described.

**DESCRIPTION**

FIG. 1 is a perspective view of a heel wrap showing our new design.  
FIG. 2 is a perspective view of the opposite side thereof.  
FIG. 3 is a back elevational view thereof.  
FIG. 4 is a front elevational view thereof.  
FIG. 5 is a bottom view thereof; and,  
FIG. 6 is a top plan view thereof.  
The broken lines in the drawings illustrate portions of the heel cover that forms no part of the claim.

**1 Claim, 6 Drawing Sheets**



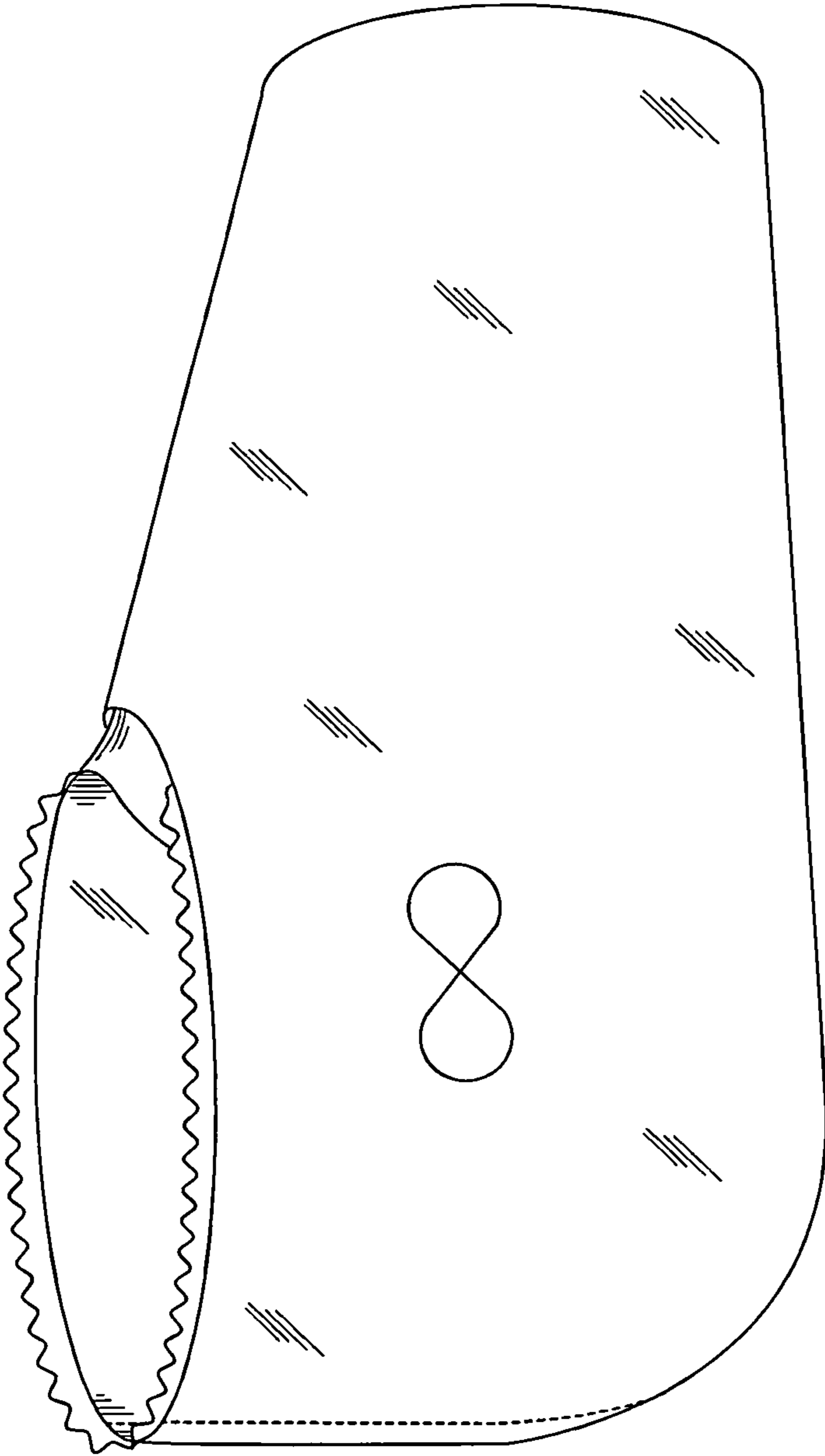


FIG. 1

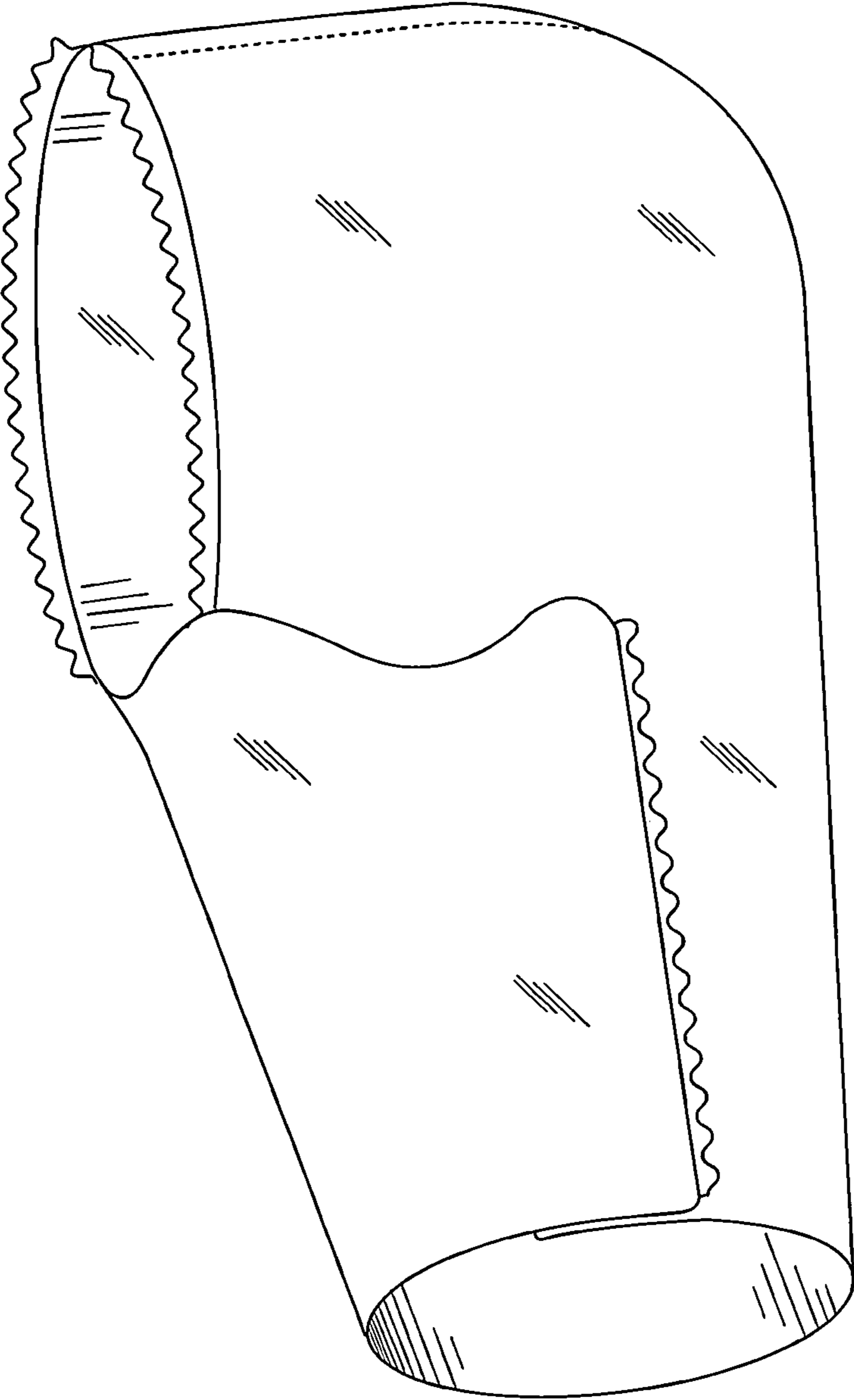


FIG. 2

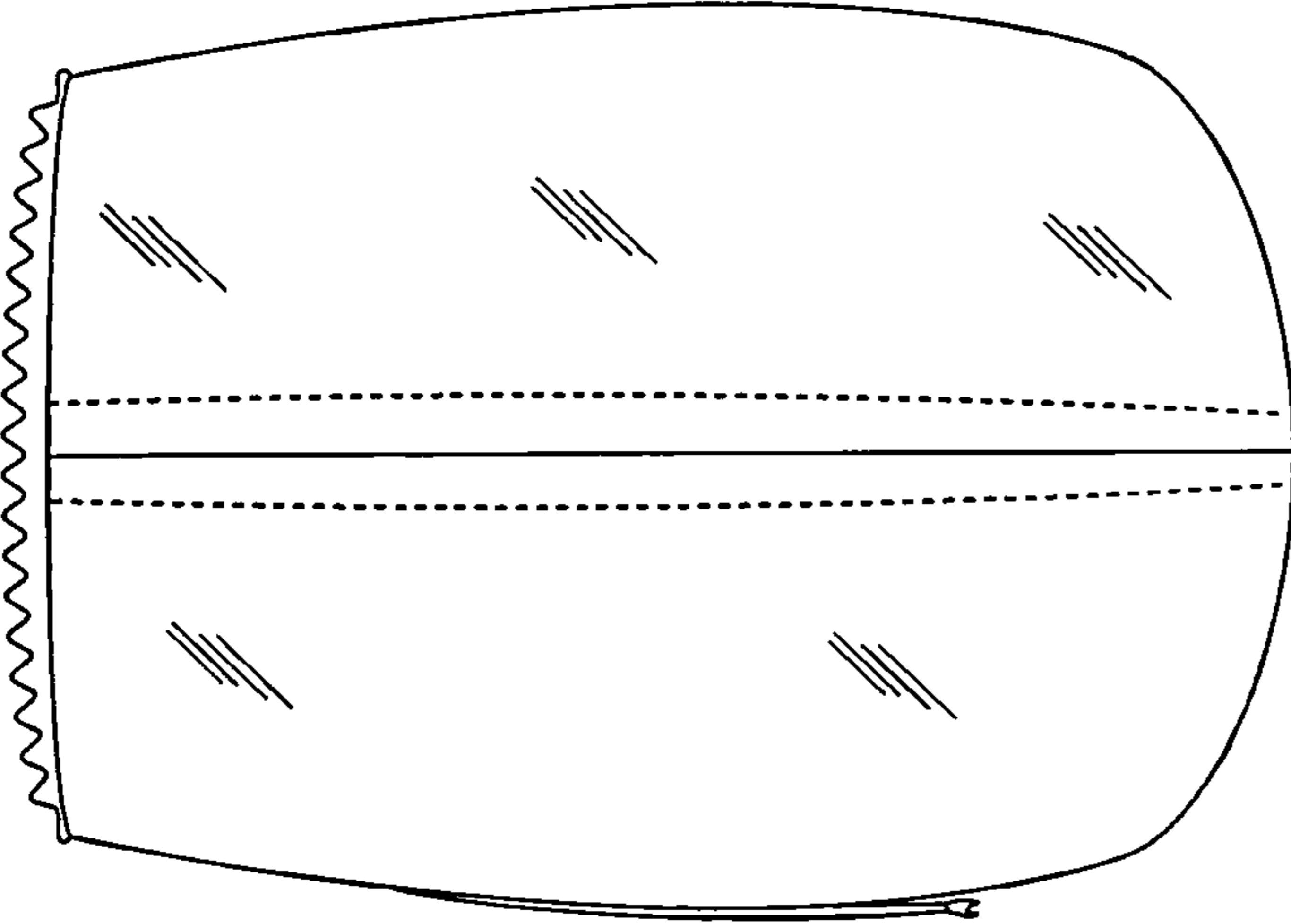


FIG. 3

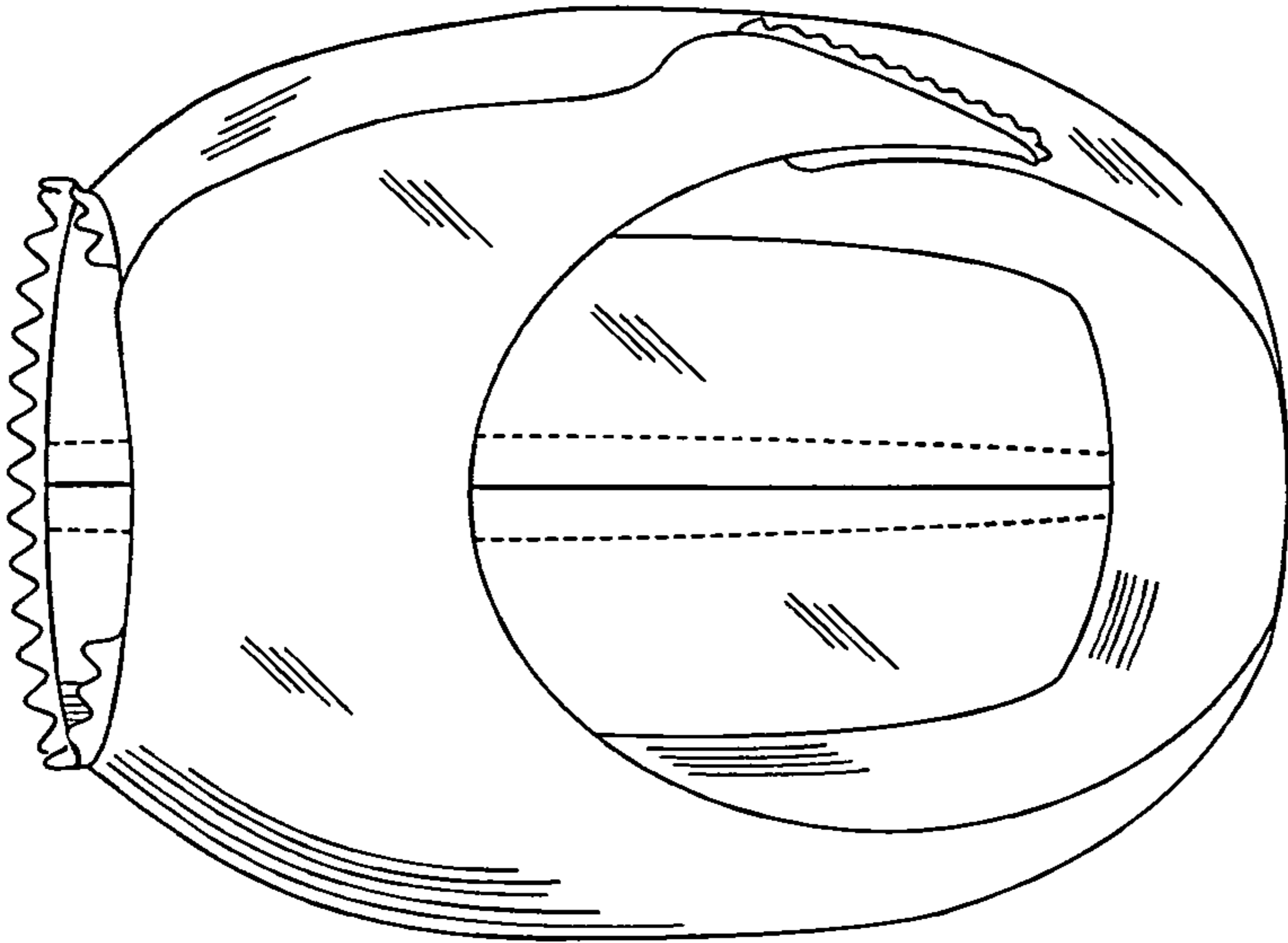


FIG. 4

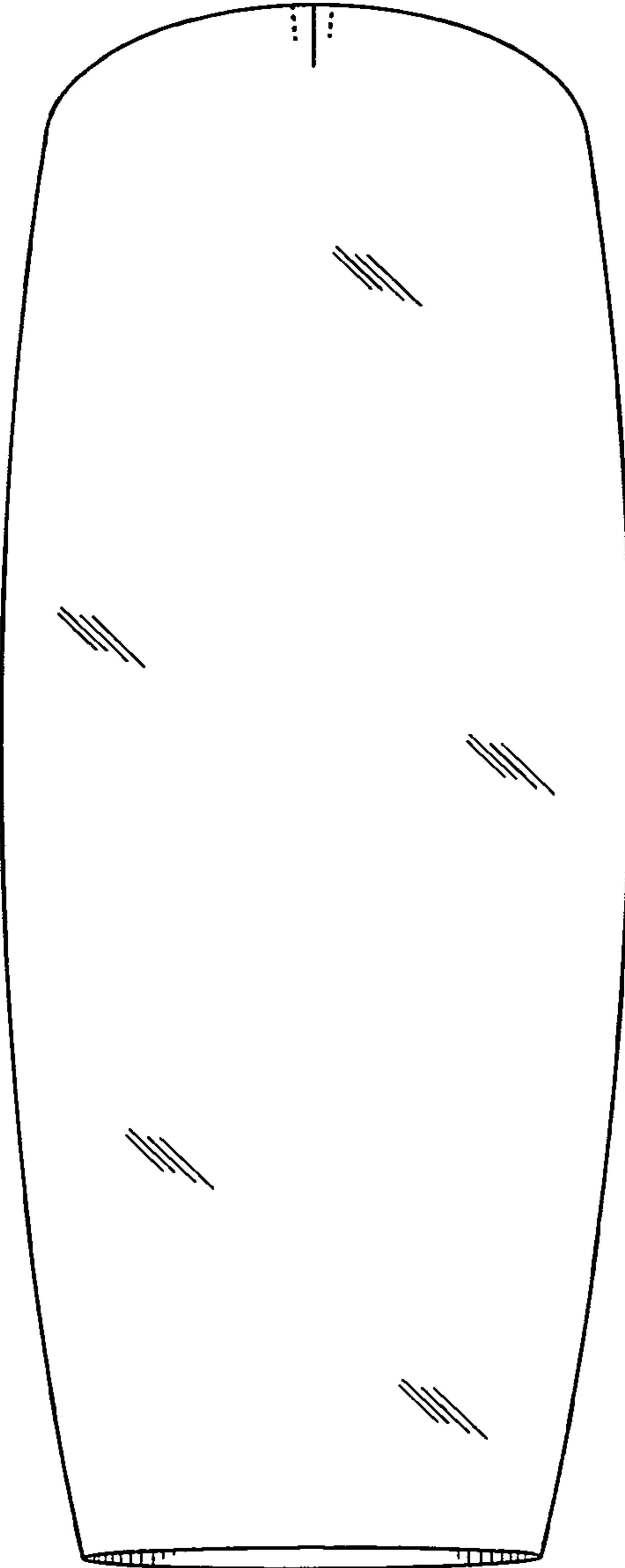


FIG. 5

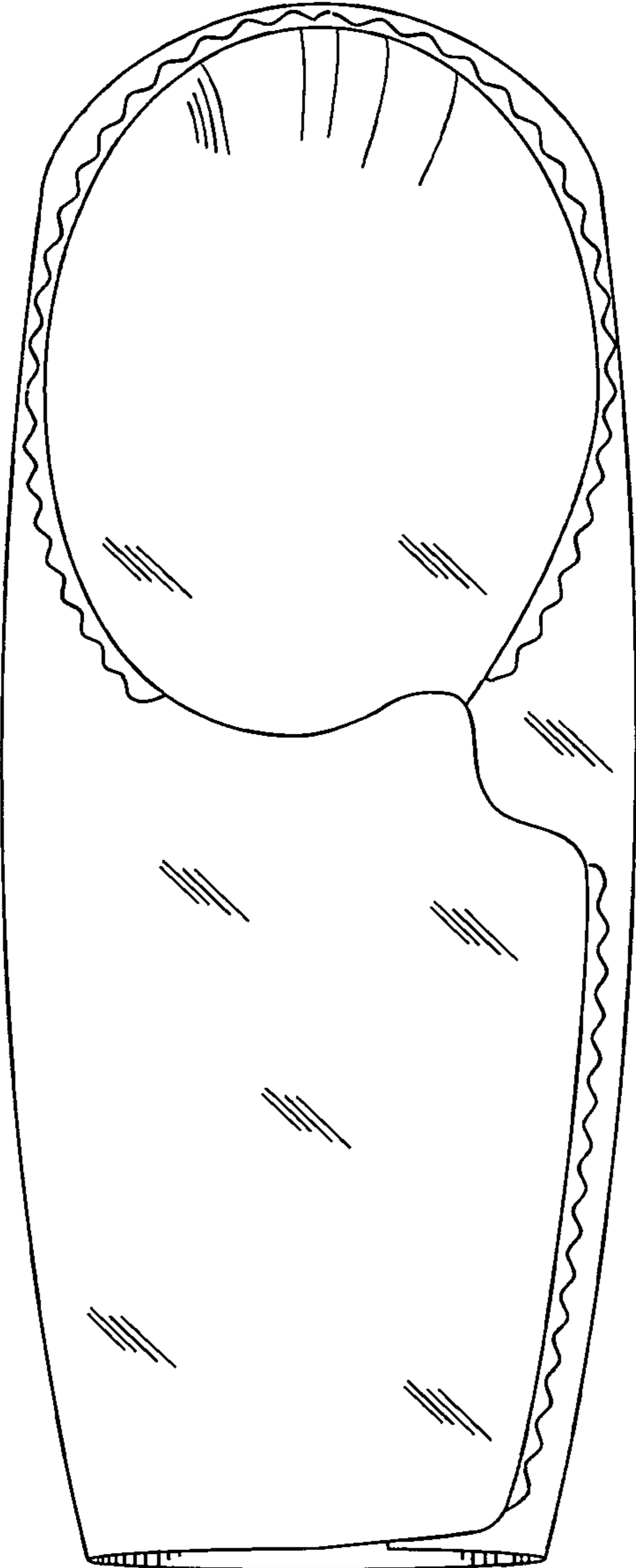


FIG. 6