



US00D987230S

(12) **United States Design Patent**  
**Jannaud**

(10) **Patent No.:** **US D987,230 S**  
(45) **Date of Patent:** **\*\* May 30, 2023**

(54) **BISCUIT**  
(71) Applicant: **BISCUITS BOUVARD**, Ceyzeriat (FR)  
(72) Inventor: **Valerie Jannaud**, Loire-sur-Rhone (FR)  
(73) Assignee: **BISCUITS BOUVARD**, Ceyzeriat (FR)  
(\*\*) Term: **15 Years**  
(21) Appl. No.: **29/809,295**  
(22) Filed: **Sep. 27, 2021**

(30) **Foreign Application Priority Data**

Mar. 29, 2021 (WO) ..... DM/213734

(51) **LOC (14) Cl.** ..... **01-01**

(52) **U.S. Cl.**  
USPC ..... **D1/128**

(58) **Field of Classification Search**

USPC ..... D1/100-130, 199; 426/5, 76, 87, 92, 94,  
426/95, 99, 101, 103, 104, 108, 138-139,  
426/143, 144, 279, 282, 283, 391, 514,  
426/549, 559, 560, 660, 808, 249, 516;  
D21/386, 803; D25/138; D7/359;  
D6/597, 601, 595, 598; 119/710;  
D30/160; D9/436, 447, 452, 453, 456,  
D9/669; D24/101-104; D26/125  
CPC ..... A21D 13/0022; A23L 1/1641; A47J  
37/0611; A21B 5/00; A21B 5/02  
See application file for complete search history.

(56) **References Cited**

**U.S. PATENT DOCUMENTS**

3,733,206 A \* 5/1973 Jensen ..... A23L 7/126  
426/457  
D339,898 S \* 10/1993 Lane ..... D25/113

D340,118 S \* 10/1993 Lane ..... D25/113  
D340,119 S \* 10/1993 Lane ..... D25/113  
D340,568 S \* 10/1993 Lane ..... D25/113  
D448,543 S \* 10/2001 Marvin ..... D2/954  
D563,076 S \* 3/2008 Brooking ..... D1/127  
D663,096 S \* 7/2012 Grolimund ..... D1/127  
D668,060 S \* 10/2012 Cordovana ..... D5/62  
D788,401 S \* 6/2017 Dingley ..... D1/127  
D879,932 S \* 3/2020 Vicondo Fontanella .... D23/366  
D893,826 S \* 8/2020 Heuel ..... A23G 3/54  
D1/127  
D954,998 S \* 6/2022 VandenBerg ..... D25/113

\* cited by examiner

*Primary Examiner* — Katie Jane Stofko

(74) *Attorney, Agent, or Firm* — FisherBroyles, LLP


(57) **CLAIM**

I claim the ornamental design for a biscuit, as shown and described.

**DESCRIPTION**

FIG. 1 is a top plan view of a biscuit, according to my new design;  
FIG. 2 is a bottom plan view of the biscuit shown in FIG. 1;  
FIG. 3 is a front left side perspective view of the biscuit shown in FIG. 1;  
FIG. 4 is a rear left side perspective view of the biscuit shown in FIG. 1;  
FIG. 5 is a right side view of the biscuit shown in FIG. 1;  
FIG. 6 is a left side view of the biscuit shown in FIG. 1;  
FIG. 7 is a front side view of the biscuit shown in FIG. 1;  
and,  
FIG. 8 is a rear view of the biscuit shown in FIG. 1.

**1 Claim, 8 Drawing Sheets**



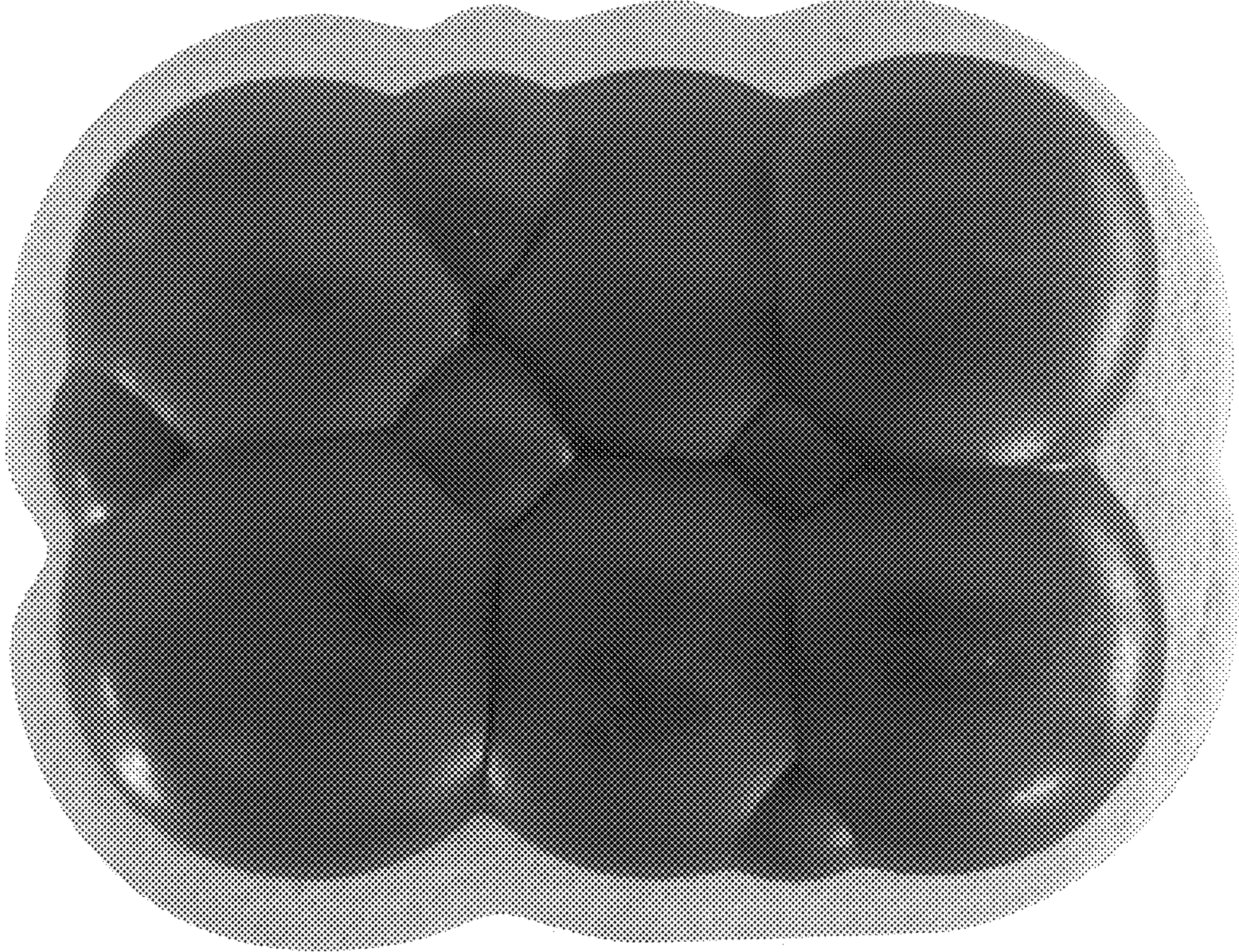


Fig. 1




Fig. 2

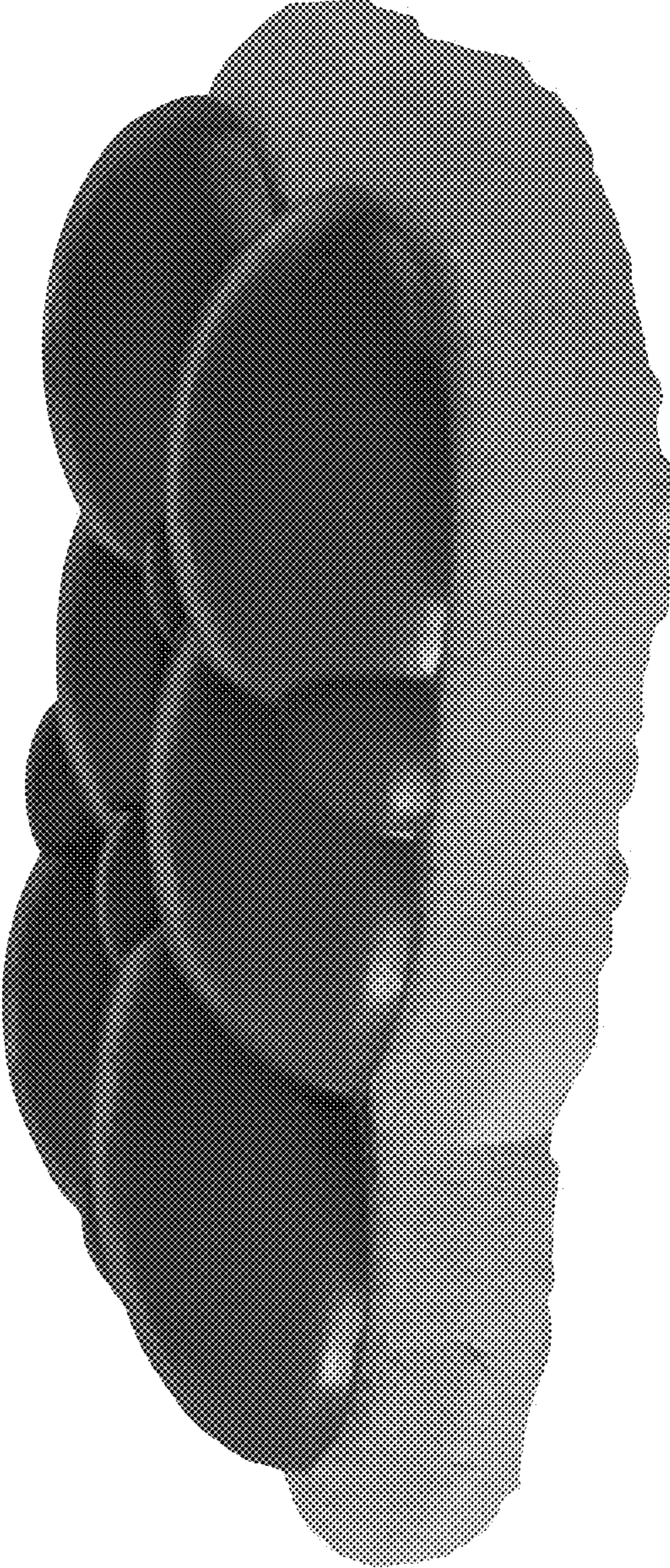


Fig. 3

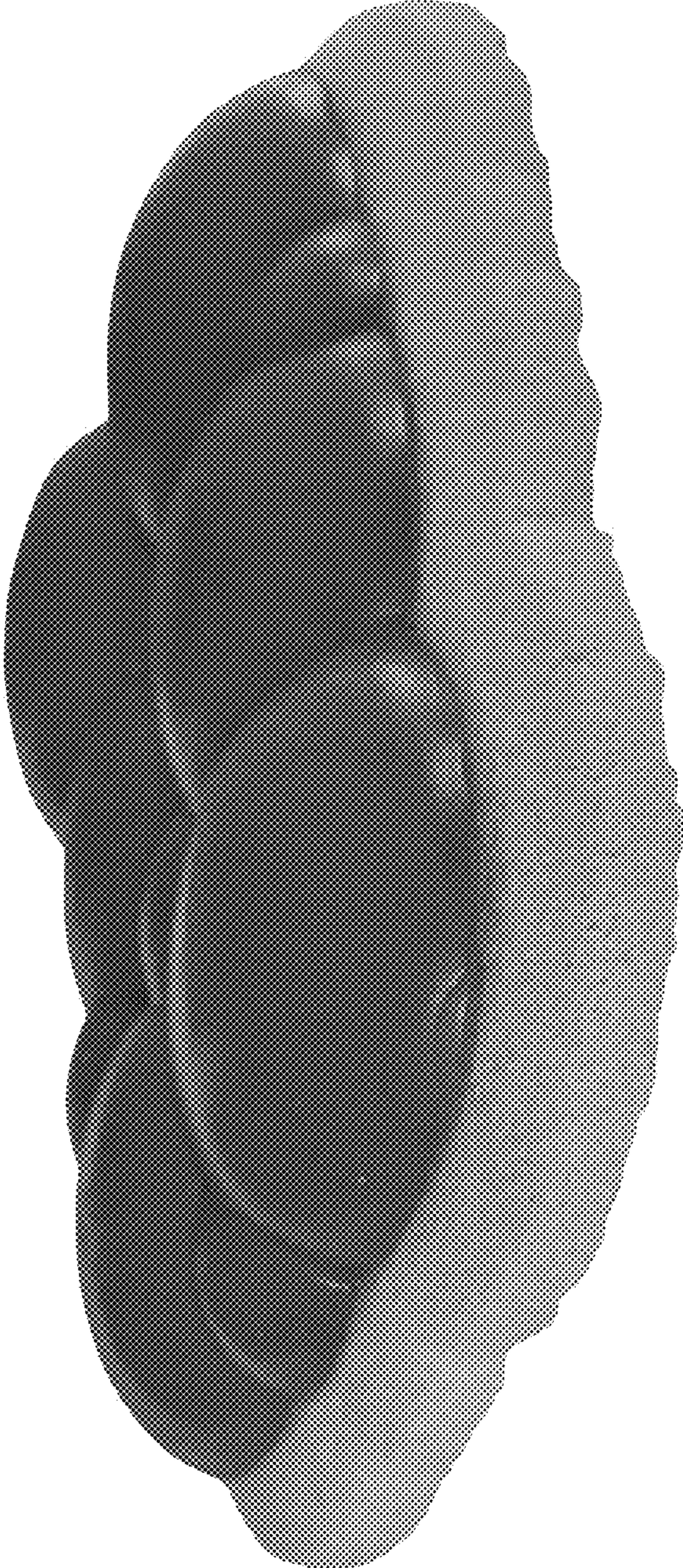


Fig. 4




Fig. 5




FIG. 6




Fig. 7






Fig. 8