



US00D987224S

(12) **United States Design Patent** (10) **Patent No.:** **US D987,224 S**
Yang (45) **Date of Patent:** **** May 23, 2023**

(54) **LOCK BOX**
(71) Applicant: **Yao-Kun Yang**, Taichung (TW)
(72) Inventor: **Yao-Kun Yang**, Taichung (TW)
(**) Term: **15 Years**
(21) Appl. No.: **29/787,992**
(22) Filed: **Jun. 9, 2021**
(51) **LOC (14) Cl.** **99-00**
(52) **U.S. Cl.**
USPC **D99/28**
(58) **Field of Classification Search**
USPC D99/28, 34, 35, 36, 37, 43, 99; D3/901,
D3/902, 903, 904, 905, 201, 272, 273;
D18/3.1, 3.3, 12.1
CPC A45C 1/12; A45C 2001/125; A45C
2001/102; A45C 2001/104; A45C
2001/006; A45C 2001/003; A45C
2001/105; A45C 2001/107; E05G 1/00;
E05G 1/005; E05G 1/024; E05G 1/026;
E05G 5/00; E05G 7/00; E05G 7/001;
E05G 2700/00; E05G 2700/02; B63C
7/30; G07D 9/00; G07D 9/002; G07D
9/004; G07D 9/006; G07D 9/008; G07D
9/02; G07D 9/04; G07D 9/06; G07D
9/065; G07D 11/00; G07D 11/0021;
G07D 13/00; G07D 2201/00; G07D
2211/00; G07F 9/06; G07F 9/08
See application file for complete search history.

(56) **References Cited**
U.S. PATENT DOCUMENTS
1,955,809 A * 4/1934 Hobbs E05B 65/52
70/52
3,084,532 A * 4/1963 Williams E05B 19/0005
70/38 C
3,146,739 A * 9/1964 Furman A47K 5/02
109/52

4,838,052 A * 6/1989 Williams E05B 63/248
70/277
6,834,519 B1 * 12/2004 Yang E05B 67/22
70/25
D592,934 S * 5/2009 Yang D8/334
D638,684 S * 5/2011 Stevens D8/334
7,946,141 B2 * 5/2011 Ng E05B 37/025
70/284
D828,141 S * 9/2018 Yang D8/330
D979,176 S * 2/2023 Wang D99/28
D979,177 S * 2/2023 Wang D99/28
2004/0226325 A1 * 11/2004 Ling E05G 1/005
70/63
2005/0223758 A1 * 10/2005 Yu E05B 19/0005
70/284
2006/0213237 A1 * 9/2006 Yang E05B 19/0005
70/63

(Continued)

OTHER PUBLICATIONS

Small Key Lock Box with Combination Lock, <https://www.lockingsecuritymailbox.com/small-key-lock-box-with-combination-lock/>, 2023. (Year: 2023).*

(Continued)

Primary Examiner — Elizabeth J Oswecki

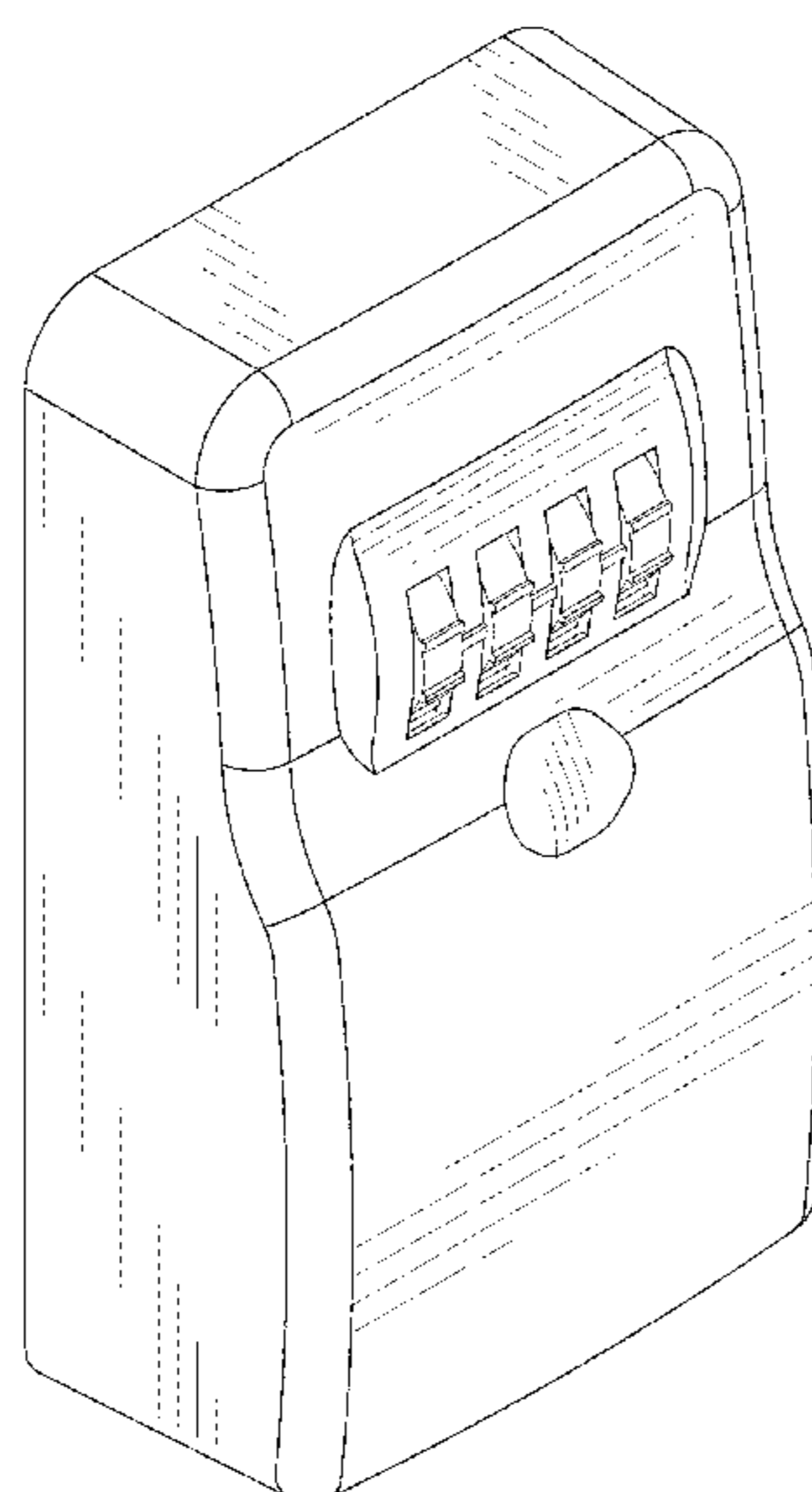
(57) **CLAIM**

The ornamental design for a lock box, as shown and described.

DESCRIPTION

FIG. 1 is a front, right side, top perspective view of a lock box showing my new design;
FIG. 2 is a front elevational view thereof;
FIG. 3 is a rear elevational view thereof;
FIG. 4 is a left side elevational view thereof;
FIG. 5 is a right side elevational view thereof;
FIG. 6 is a top plan view thereof; and,
FIG. 7 is a bottom plan view thereof.

1 Claim, 6 Drawing Sheets



(56)

References Cited

U.S. PATENT DOCUMENTS

2007/0180873 A1* 8/2007 Yen E05B 73/0005
70/63

OTHER PUBLICATIONS

Key Storage Lock Box 4-Digit Combination Lock Box Wall Mounted Lock Box Key Box Key Holder,<https://www.walmart.com/ip/Key-Storage-Lock-Box-4-Digit-Combination-Lock-Box-Wall-Mounted-Lock-Box-Key-Box-Key-Holder/281324338>, 2023. (Year: 2023).*

Key Lock Box for House Key, 4-Digit Combination Code Wall Mount Lock Box, Key Storage Lock Box for Outside & Inside, Weatherproof Key Safe Box for Home, Business(2 Pack),<https://www.amazon.com/4-Digit-Combination-Storage-Weatherproof-Business/dp/B07WJR6HB2>, Aug. 13, 2019. (Year: 2019).*

Master Lock Heavy Duty Wall Mount Key Lock Box, Outdoor Wall Mounted Lock Box for House Keys, Key Safe with Combination Lock, 5 Key Capacity, 5415D,https://www.amazon.com/Master-Lock-5415D-Heavy-Mount/dp/B08H2JPRQ1/ref=pd_lpo_2?pd_rd_w=XPw5l&content-id=amzn1.sym.116f529c-aa4d-4763, Aug. 31, 2020. (Year: 2020).*

Lock Box, Resettable Combination Dials with tether,<https://www.homedepot.com/p/Master-Lock-Lock-Box-Resettable-Combination-Dials-with-tether-5401THRDHC/318366333>, Dec. 17, 2009. (Year: 2009).*

Key Lock Box for Outside—Rudy Run Wall Mount Combination Lockbox for House Keys—Key Hiders to Hide a Key Outside—Waterproof Key Safe Storage Lock Box (Without Shackle),<https://www.amazon.com/Key-Lock-Box-Outside-Combination/dp/B07V6LFML4>, Jul. 10, 2019. (Year: 2019).*

* cited by examiner

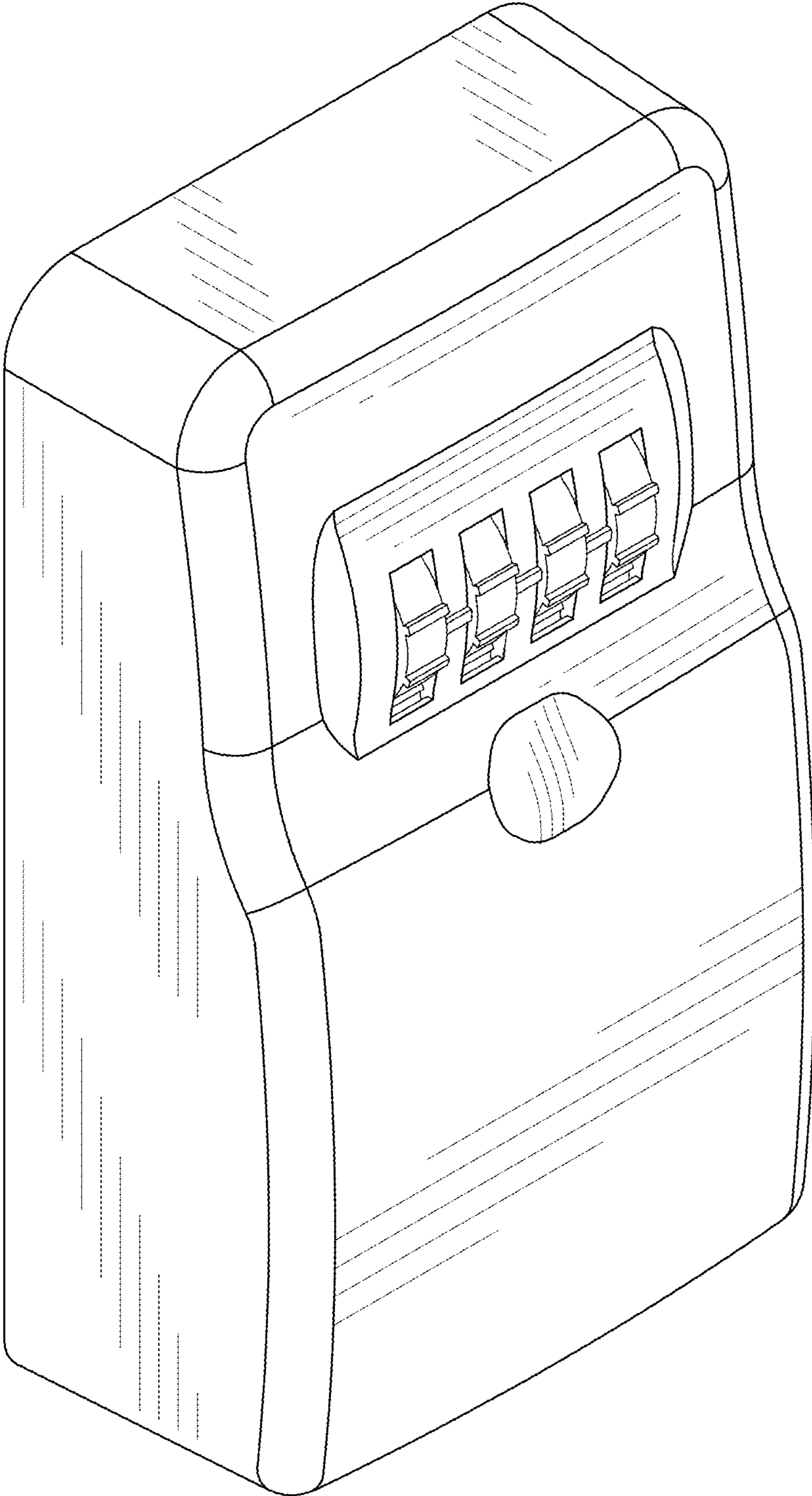


FIG.1

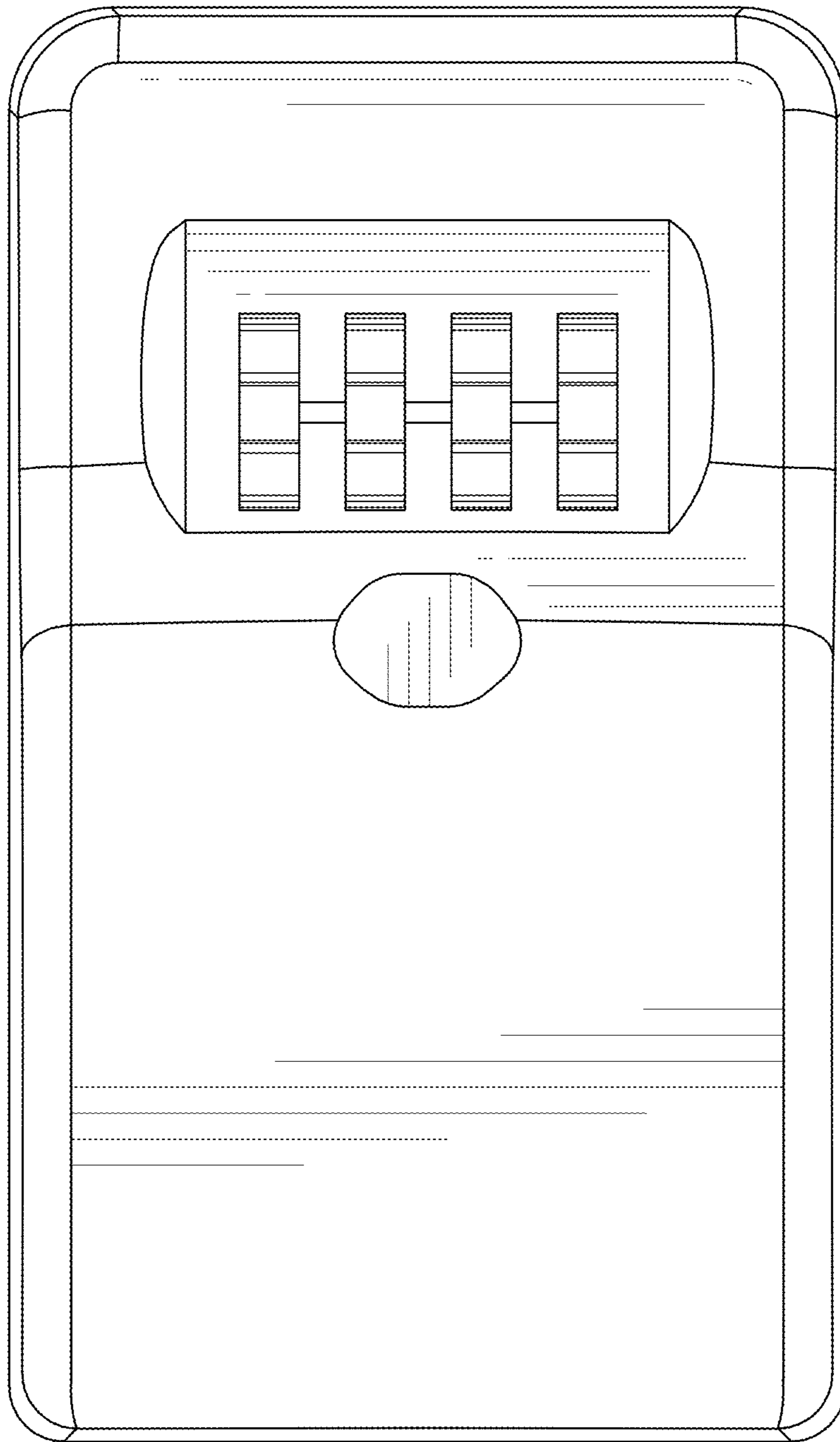


FIG.2




FIG.3

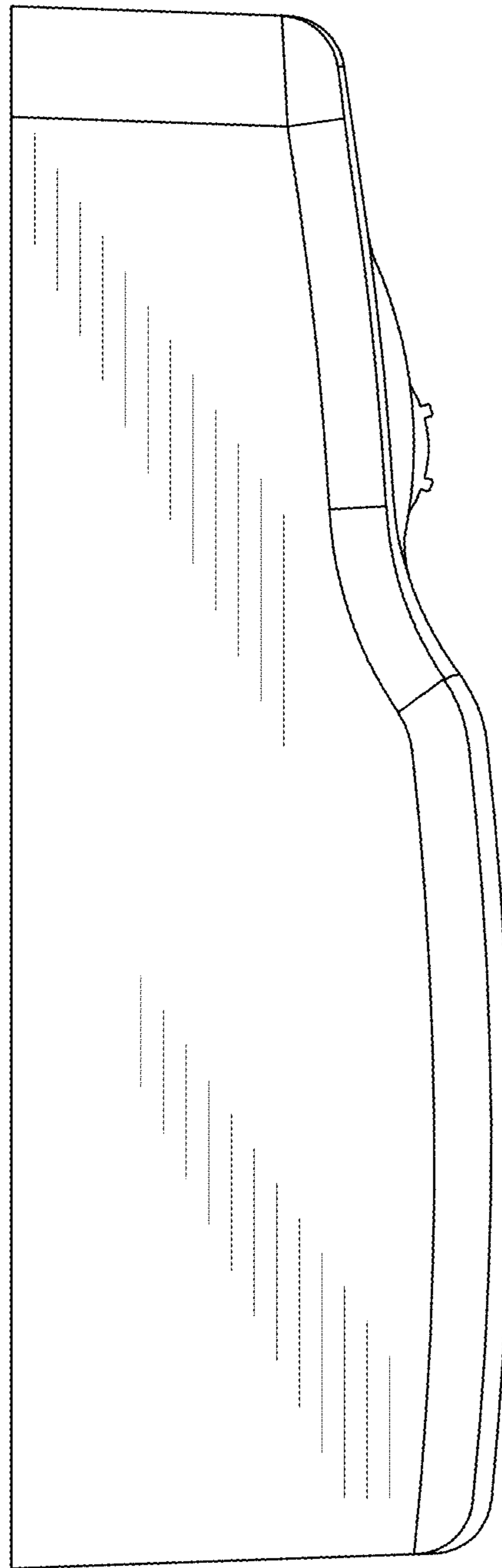


FIG.4

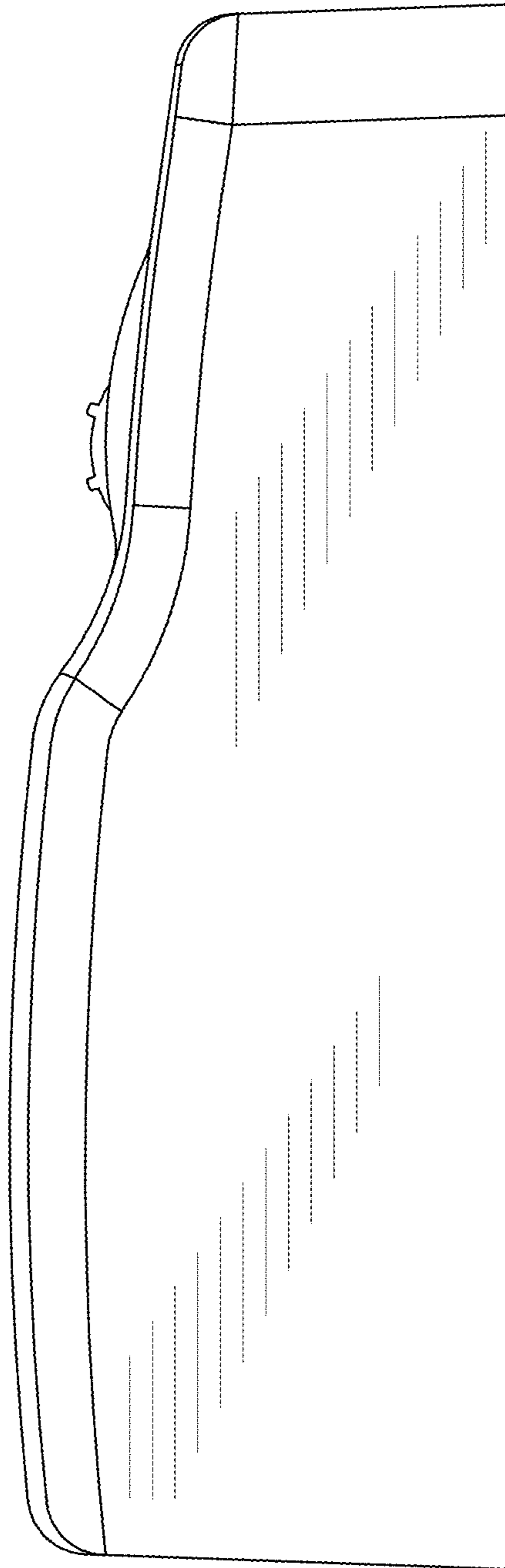


FIG.5

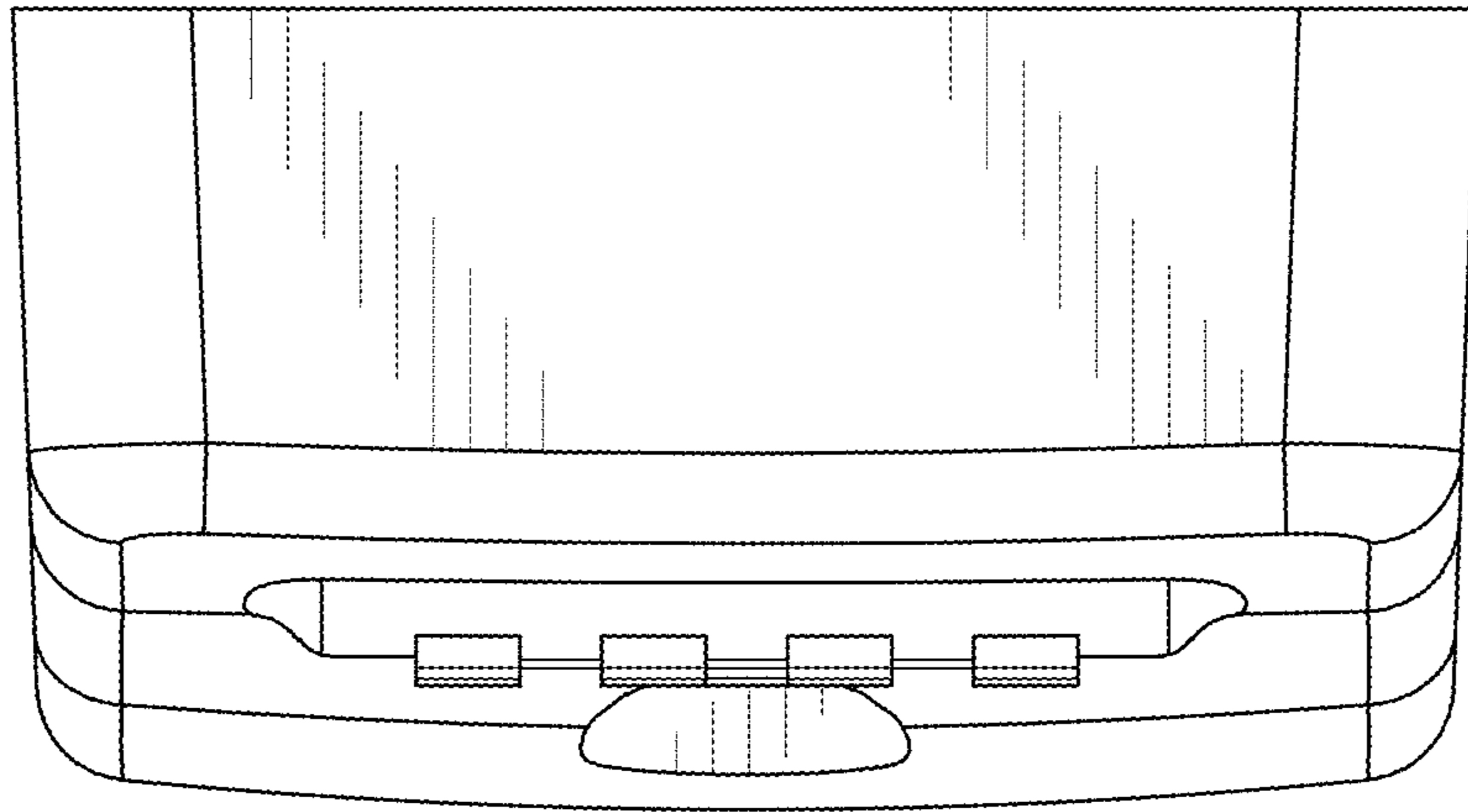


FIG. 6

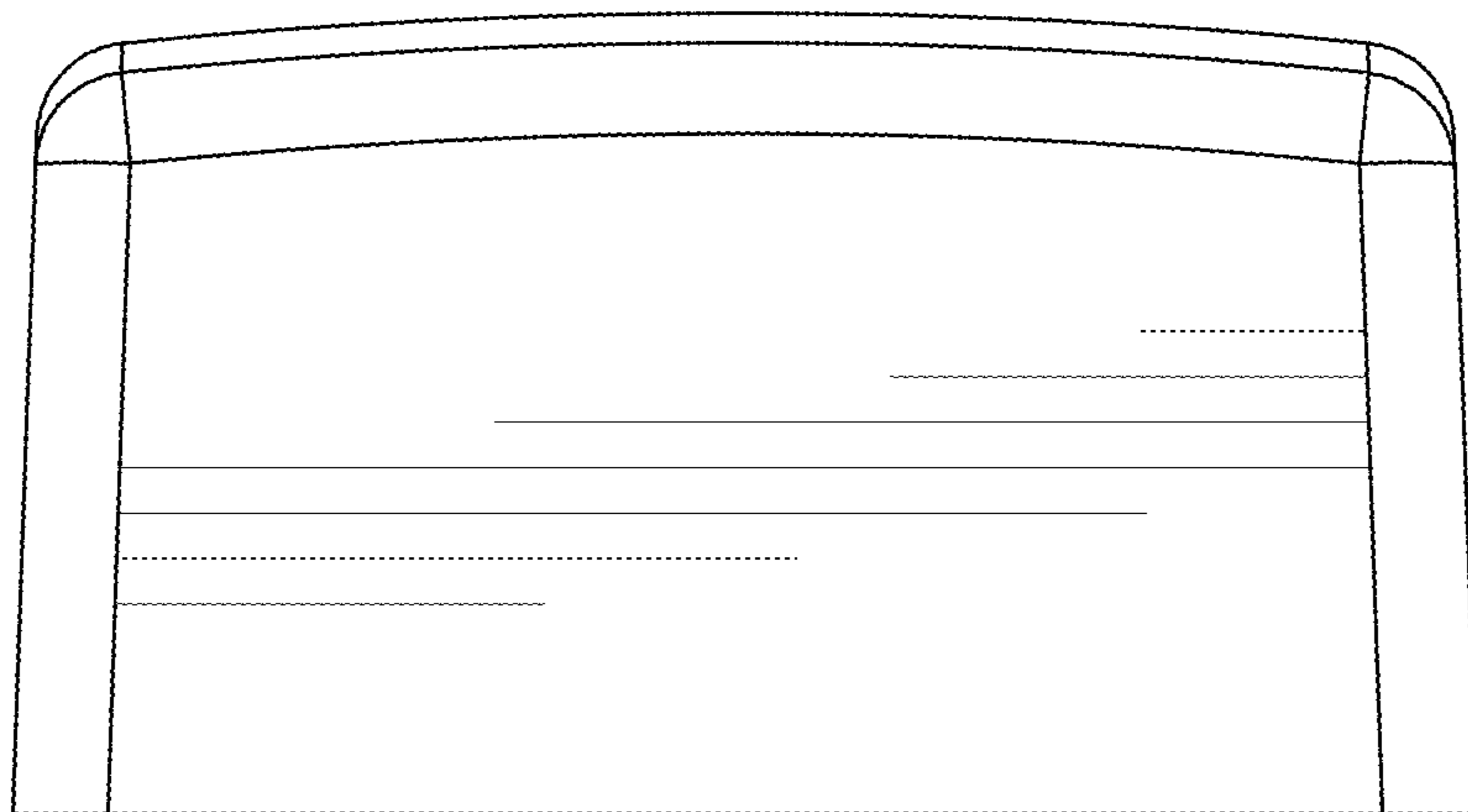


FIG. 7