



US00D987181S

(12) **United States Design Patent**  
**Janowick et al.**

(10) **Patent No.:** **US D987,181 S**

(45) **Date of Patent:** **\*\* May 23, 2023**

(54) **HAIR DRYER CONCENTRATOR**

(71) Applicant: **Helen of Troy Limited**, St. Michael (BB)

(72) Inventors: **David Janowick**, Newport Beach, CA (US); **Stephen Gwin**, Los Angeles, CA (US); **Jane Moon**, Tustin, CA (US)

(73) Assignee: **Helen of Troy Limited**, St. Michael (BB)

(\*\*) Term: **15 Years**

(21) Appl. No.: **29/781,625**

(22) Filed: **Apr. 30, 2021**

(51) **LOC (14) Cl.** ..... **28-03**

(52) **U.S. Cl.**  
USPC ..... **D28/18**

(58) **Field of Classification Search**  
USPC ..... D28/12-19  
CPC ..... A45D 20/00; A45D 20/10; A45D 20/12;  
A45D 20/18

See application file for complete search history.

(56) **References Cited**

U.S. PATENT DOCUMENTS

D239,885 S \* 5/1976 Leung ..... D28/13  
D277,417 S \* 1/1985 Wistrand ..... D28/13

D305,157 S \* 12/1989 Kim ..... D28/15  
D685,132 S \* 6/2013 Lee ..... D28/54.1  
D953,632 S \* 5/2022 Jin ..... D28/13  
D953,633 S \* 5/2022 Jin ..... D28/13  
D953,635 S \* 5/2022 Jin ..... D28/13  
D953,637 S \* 5/2022 Colin ..... D28/13

\* cited by examiner

*Primary Examiner* — Zenia I Bennett

(74) *Attorney, Agent, or Firm* — Rankin, Hill & Clark LLP

(57) **CLAIM**

The ornamental design for a hair dryer concentrator, as shown and described.

**DESCRIPTION**

FIG. 1 is a perspective view of a hair dryer concentrator, showing our new design;

FIG. 2 is a front elevation view of FIG. 1;

FIG. 3 is a rear elevation view of FIG. 1;

FIG. 4 is a left side elevation view of FIG. 1;

FIG. 5 is a right side elevation view of FIG. 1;

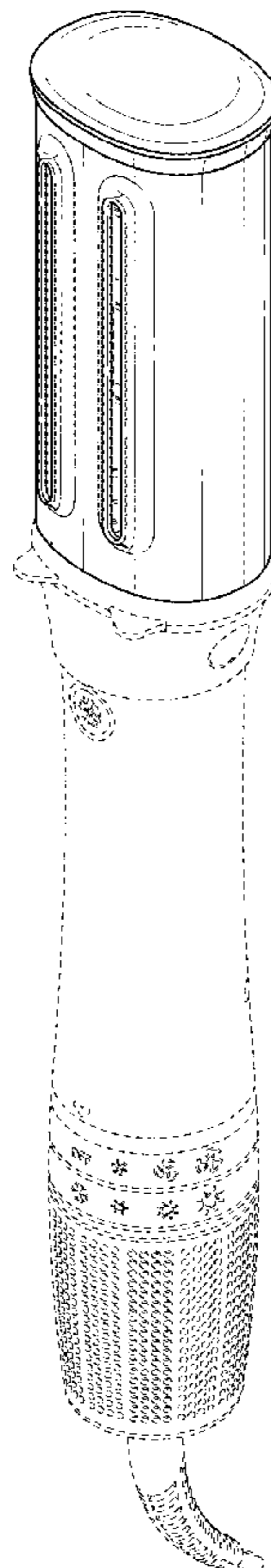
FIG. 6 is a top plan view of FIG. 1; and,

FIG. 7 is a top plan view of FIG. 1.

The broken lines in the drawings depict portions of the hair dryer concentrator that form no part of the claimed design.

The broken lines in the drawings showing a hair dryer handle depict environmental subject matter that form no part of the claimed design.

**1 Claim, 4 Drawing Sheets**



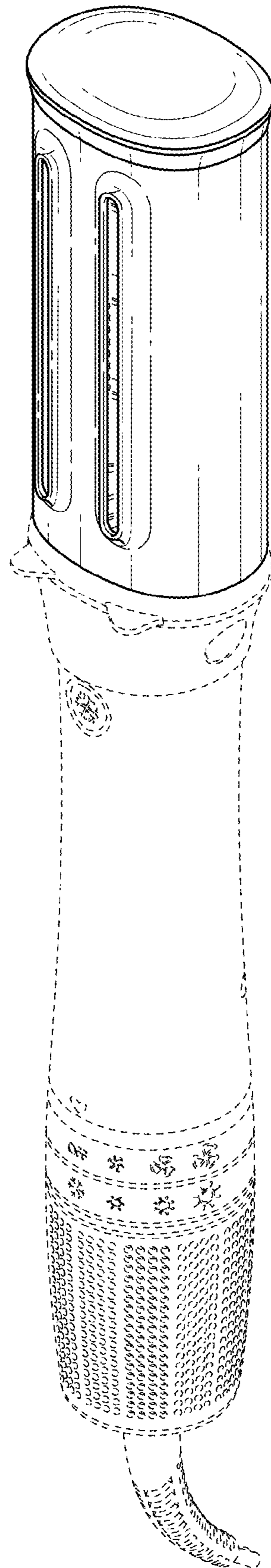


FIG. 1




FIG. 2




FIG. 3




FIG. 4

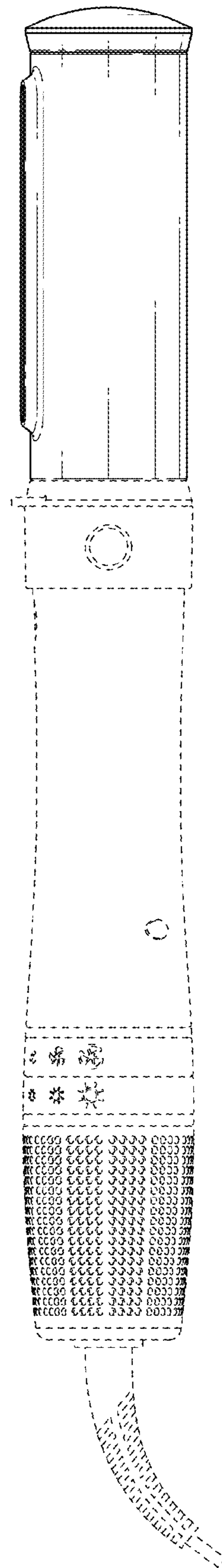


FIG. 5

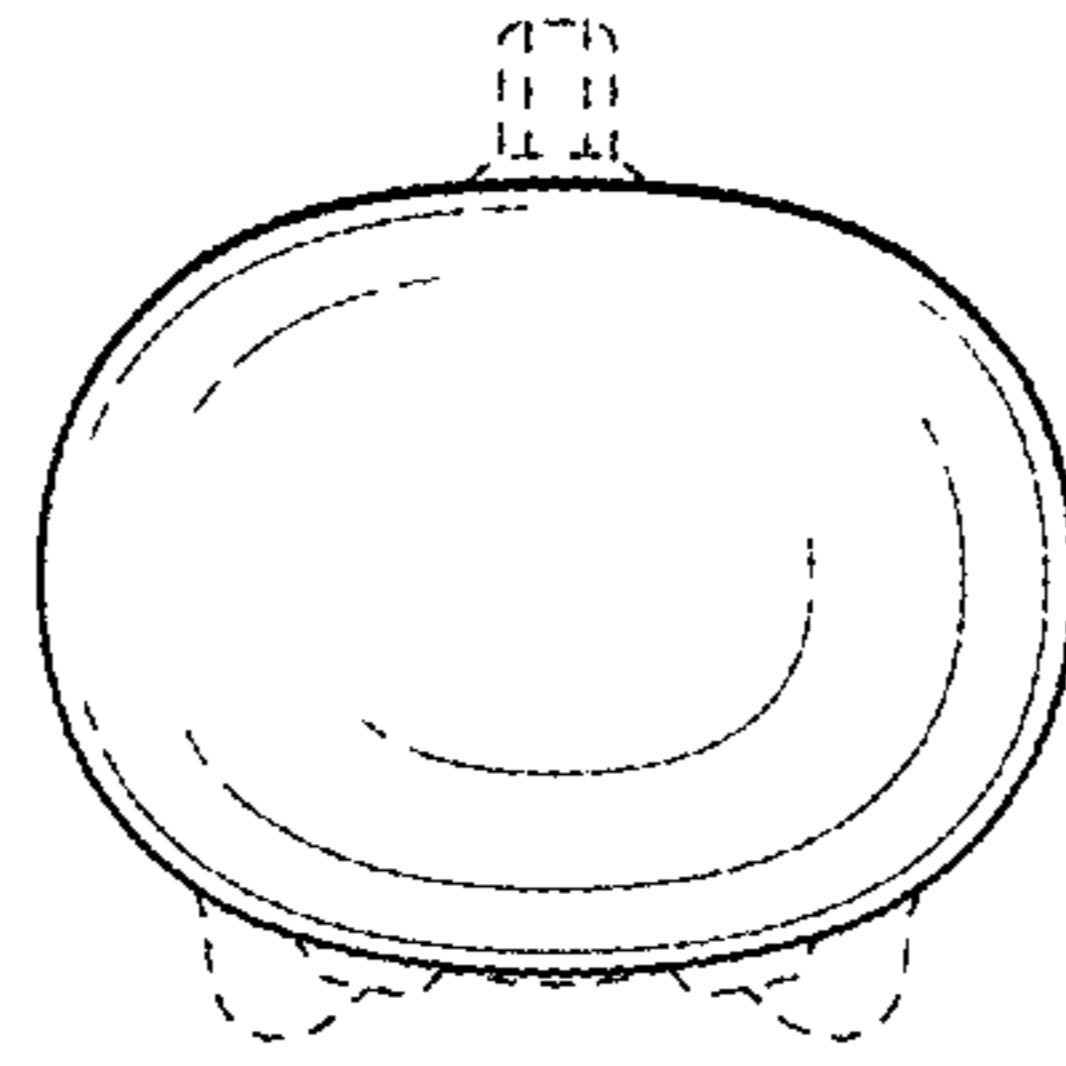


FIG. 6

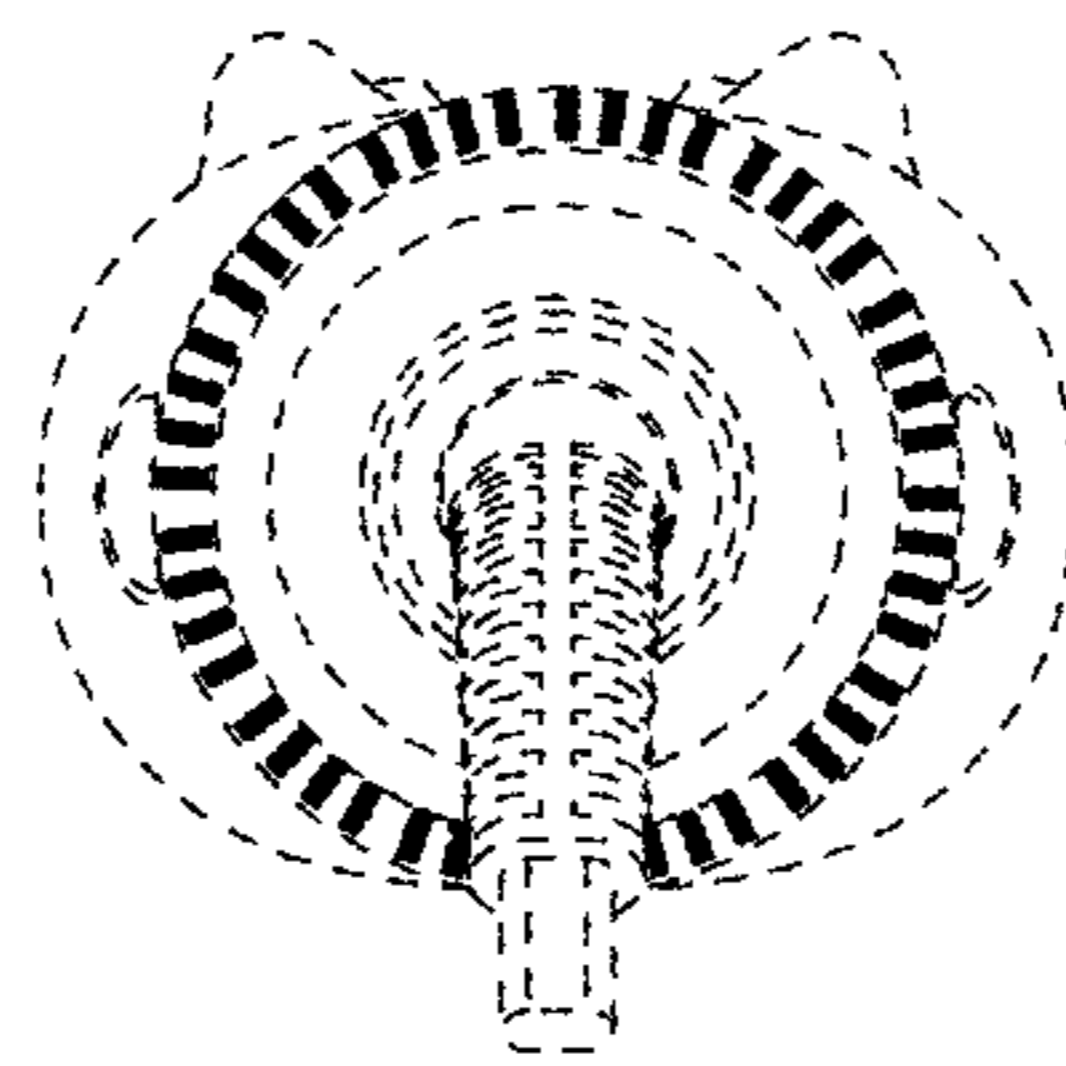


FIG. 7