



US00D987180S

(12) **United States Design Patent** (10) **Patent No.:** **US D987,180 S**  
**Schwartz et al.** (45) **Date of Patent:** **\*\* May 23, 2023**

(54) **TRAY**  
(71) Applicants: **Garret Mitchell Schwartz**, Phoenix, AZ (US); **Brandon Clark Schwartz**, Phoenix, AZ (US)  
(72) Inventors: **Garret Mitchell Schwartz**, Phoenix, AZ (US); **Brandon Clark Schwartz**, Phoenix, AZ (US)  
(\*\*) Term: **15 Years**  
(21) Appl. No.: **29/799,654**  
(22) Filed: **Jul. 15, 2021**  
(51) **LOC (14) Cl.** ..... **27-99**  
(52) **U.S. Cl.**  
USPC ..... **D27/194**  
(58) **Field of Classification Search**  
USPC ..... D27/194, 183, 100, 101, 103, 138, 172, D27/186-188, 193; D7/500, 505, 550.1, D7/552.2, 553.1, 553.2, 554.3, 555; D24/216, 227, 229, 230  
CPC ..... A24C 5/00; A24F 17/00  
See application file for complete search history.

D935,092 S \* 11/2021 Gillespie ..... D27/183  
D946,898 S \* 3/2022 Chen ..... D3/313  
D950,952 S \* 5/2022 Kennedy, III ..... D24/227  
D954,992 S \* 6/2022 Berka ..... D24/227  
D959,697 S \* 8/2022 Berka ..... D24/227  
D959,836 S \* 8/2022 Tang ..... D3/313  
D961,152 S \* 8/2022 Bao ..... D27/194

**OTHER PUBLICATIONS**

Cigarette Rolling Tray By: YingShang Technology Co., Ltd found on Amazon (Aug. 27, 2022) [https://www.amazon.com/Rolling-Tray-Small-Cigarette-5-4x3-5/dp/B09Y8DG4BF/ref=sr\\_1\\_96?keywords=rolling+tray&qid=](https://www.amazon.com/Rolling-Tray-Small-Cigarette-5-4x3-5/dp/B09Y8DG4BF/ref=sr_1_96?keywords=rolling+tray&qid=) (Apr. 19, 2022).\*

\* cited by examiner

*Primary Examiner* — Rebecca Tsehaye  
(74) *Attorney, Agent, or Firm* — Plager Schack LLP; Mark H. Plager; Michael J. O'Brien

(56) **References Cited**

**U.S. PATENT DOCUMENTS**

D298,968 S \* 12/1988 McAllister ..... D24/227  
D342,572 S \* 12/1993 Lapsker ..... D24/227  
D547,490 S \* 7/2007 Simester ..... D27/194  
D785,860 S \* 5/2017 Fischer ..... D27/102  
D875,307 S \* 2/2020 Storcks ..... D27/183  
D890,984 S \* 7/2020 Buck ..... D27/101  
D907,923 S \* 1/2021 Benlolo ..... D3/304  
D931,385 S \* 9/2021 Sprowl ..... D21/561

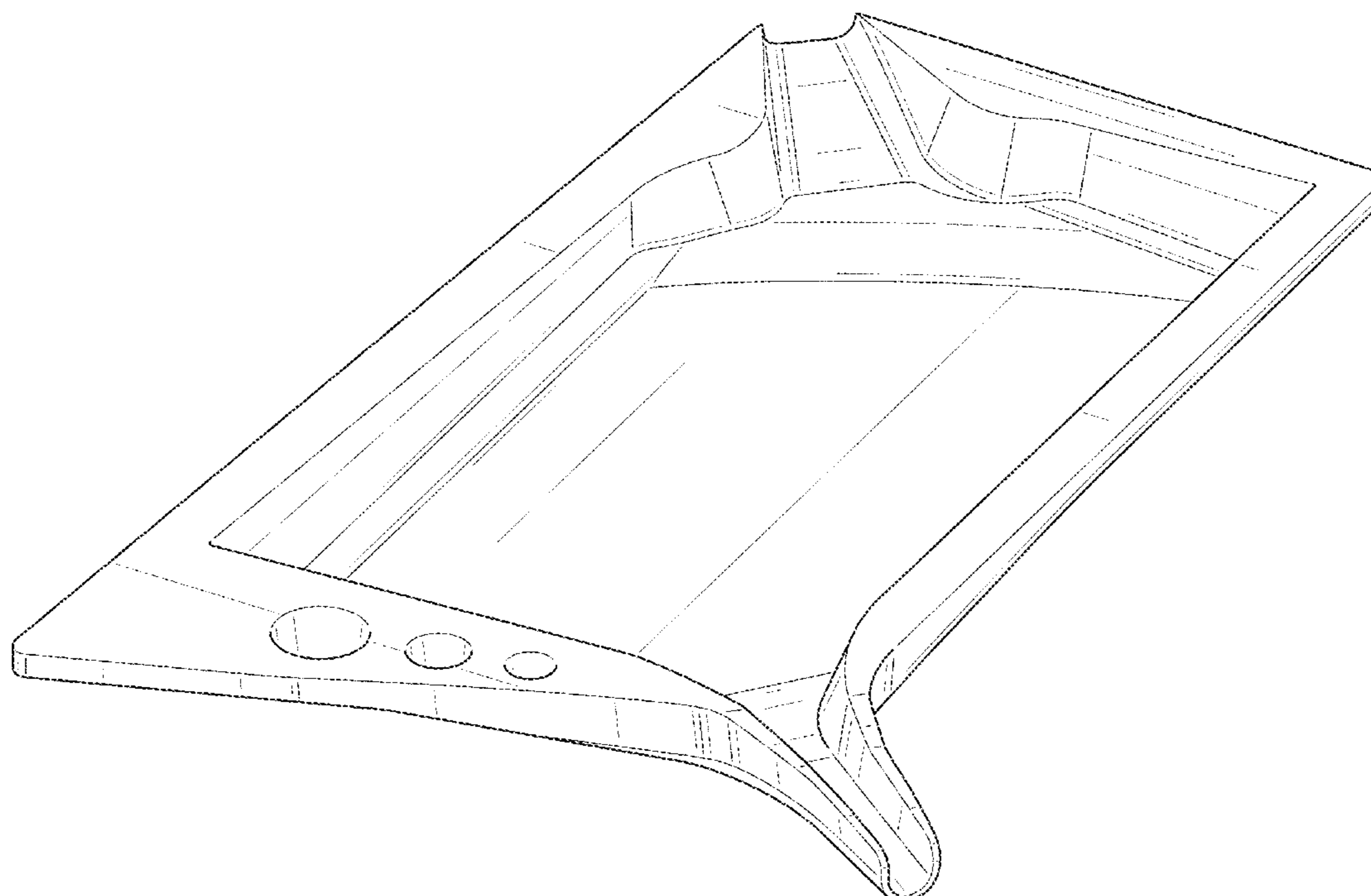
(57) **CLAIM**

The ornamental design for a tray, as shown and described.

**DESCRIPTION**

FIG. 1 is a front perspective view of a new design for a tray.  
FIG. 2 is a front view thereof;  
FIG. 3 is a rear view thereof;  
FIG. 4 is a left side view thereof;  
FIG. 5 is a right side view thereof;  
FIG. 6 is a top view thereof; and,  
FIG. 7 is a bottom view thereof.

**1 Claim, 5 Drawing Sheets**



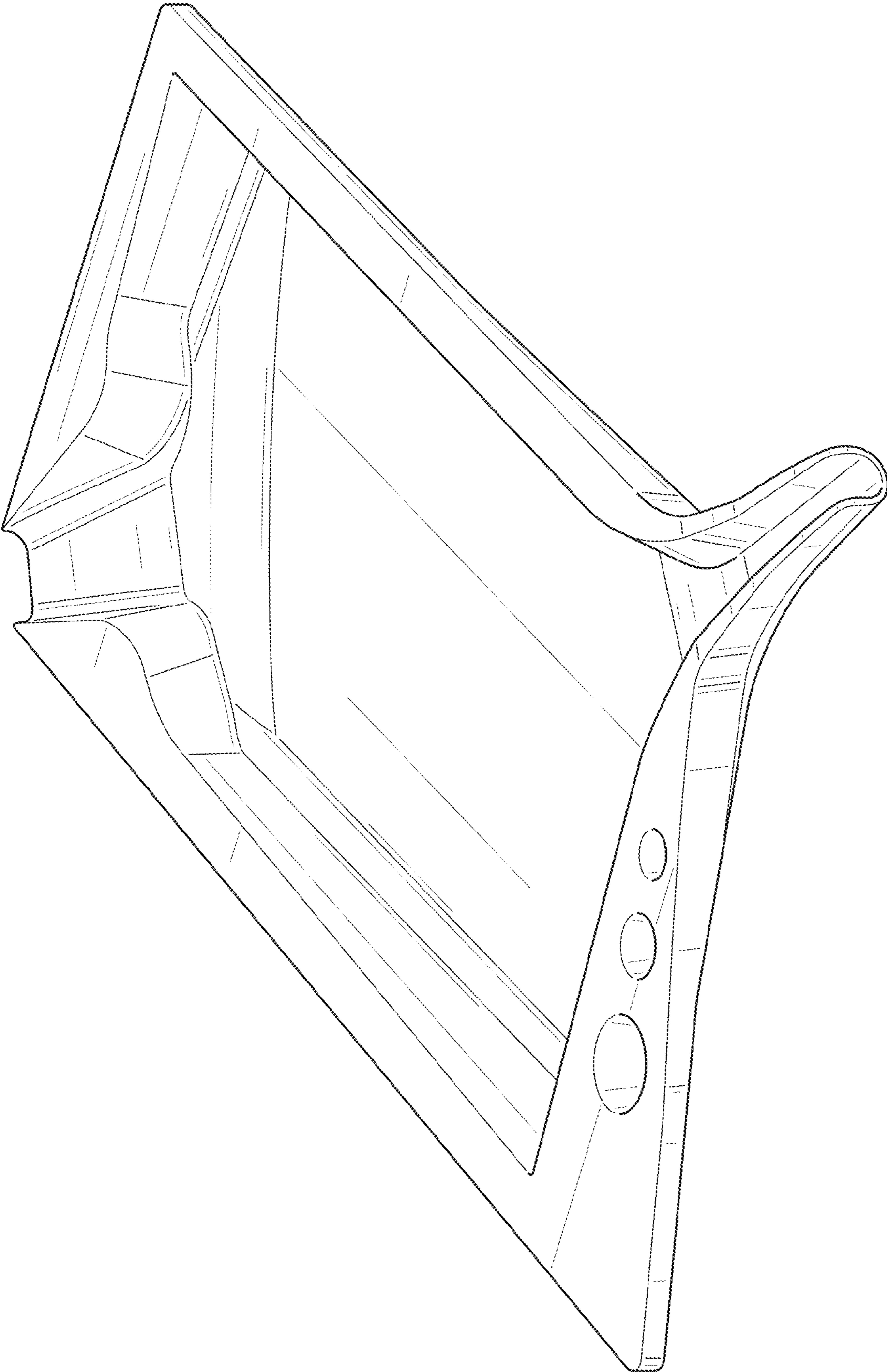


FIG. 1

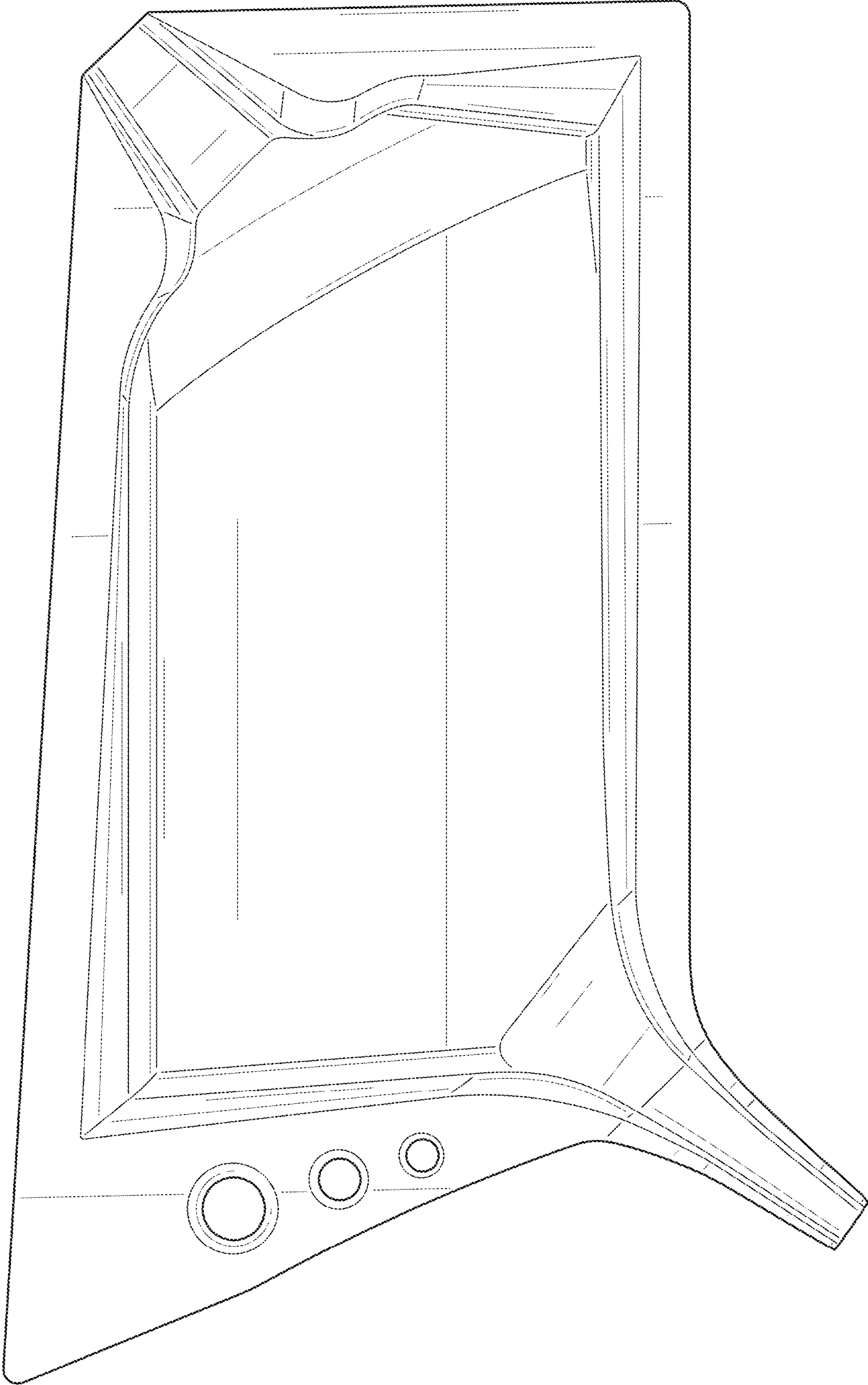


FIG. 2




FIG. 3

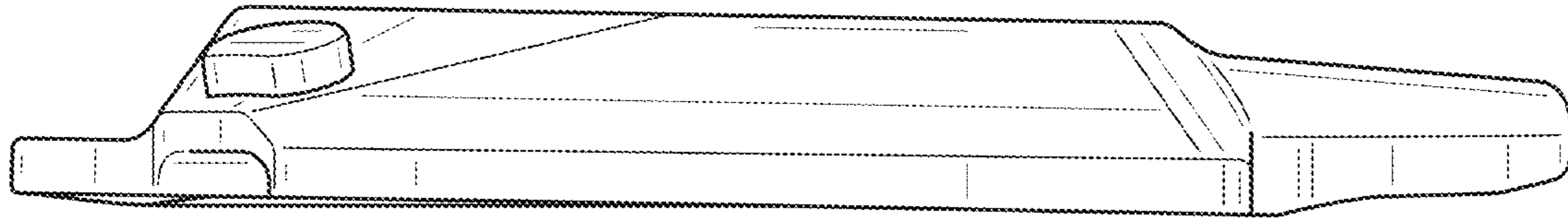


FIG. 5

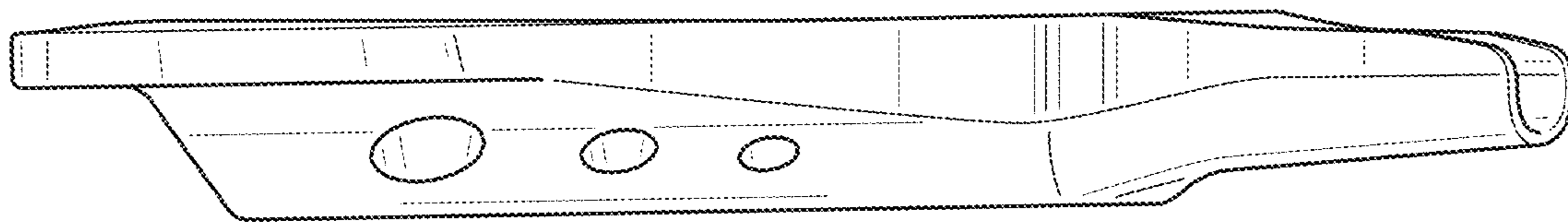


FIG. 4




FIG. 6




FIG. 7