



US00D987153S

(12) **United States Design Patent** (10) **Patent No.:** **US D987,153 S**
Wang (45) **Date of Patent:** **** May 23, 2023**

(54) **SOLAR LAMP**
(71) Applicant: **Ningbo Longli Lighting Co., Ltd.,**
Ningbo (CN)
(72) Inventor: **Renjie Wang,** Ningbo (CN)
(**) Term: **15 Years**
(21) Appl. No.: **29/812,771**
(22) Filed: **Oct. 25, 2021**
(51) **LOC (14) Cl.** **25-03**
(52) **U.S. Cl.**
USPC **D26/67; D26/68**
(58) **Field of Classification Search**
USPC D26/24, 51-52, 60-68
CPC F21Y 2115/10; F21S 9/037; F21S 9/035;
F21S 9/03; F21S 8/081; F21V 23/0414;
F21V 15/01; F21W 2131/10; F21W
2131/109; F21W 2121/00; F21W
2111/10; F21L 4/08; F21L 4/027; F21L
4/00
See application file for complete search history.

(56) **References Cited**
U.S. PATENT DOCUMENTS
D517,717 S 3/2006 Sanoner
D517,718 S 3/2006 Sanoner
D517,719 S 3/2006 Sanoner
D517,720 S 3/2006 Sanoner
D541,969 S 5/2007 Bucher
D551,791 S * 9/2007 Sanoner D26/68
D563,586 S 3/2008 Lee
D606,224 S * 12/2009 Chen D26/67
D610,285 S 2/2010 Sanoner

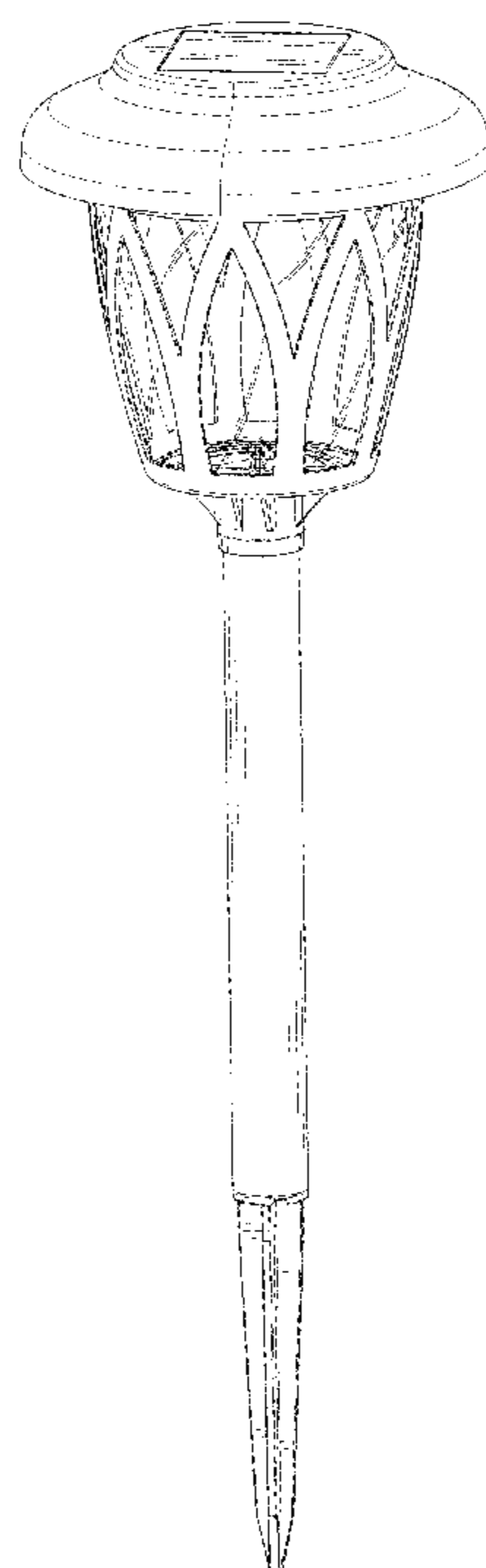
D659,871 S 5/2012 Lee
D678,576 S * 3/2013 Chen D26/67
D678,580 S 3/2013 Rizzi
D694,931 S * 12/2013 Meyer D26/67
D757,980 S * 5/2016 Sooferian D26/68
D888,311 S * 6/2020 Sooferian D26/67
D899,659 S * 10/2020 Wang D26/67
D911,573 S * 2/2021 Shi D26/68
D933,278 S * 10/2021 Sooferian D26/67
D947,435 S * 3/2022 Li D26/67
D953,594 S * 5/2022 Fu D26/67
D955,026 S * 6/2022 Song D26/67

* cited by examiner
Primary Examiner — Mark A Goodwin
Assistant Examiner — William B Melliar
(74) *Attorney, Agent, or Firm* — Runit Ranjit Kanakia

(57) **CLAIM**
The ornamental design for a solar lamp, as shown and described.

DESCRIPTION
FIG. 1 is a perspective view of a solar lamp showing my new design;
FIG. 2 is another perspective view thereof;
FIG. 3 is a front elevational view thereof;
FIG. 4 is a rear elevational view thereof;
FIG. 5 is a left side elevational view thereof;
FIG. 6 is a right side elevational view thereof;
FIG. 7 is a top plan view thereof; and,
FIG. 8 is a bottom plan view thereof.
The broken lines in the figures are for the purposes of illustrating portions of the solar lamp, which form no part of the claimed design.

1 Claim, 8 Drawing Sheets



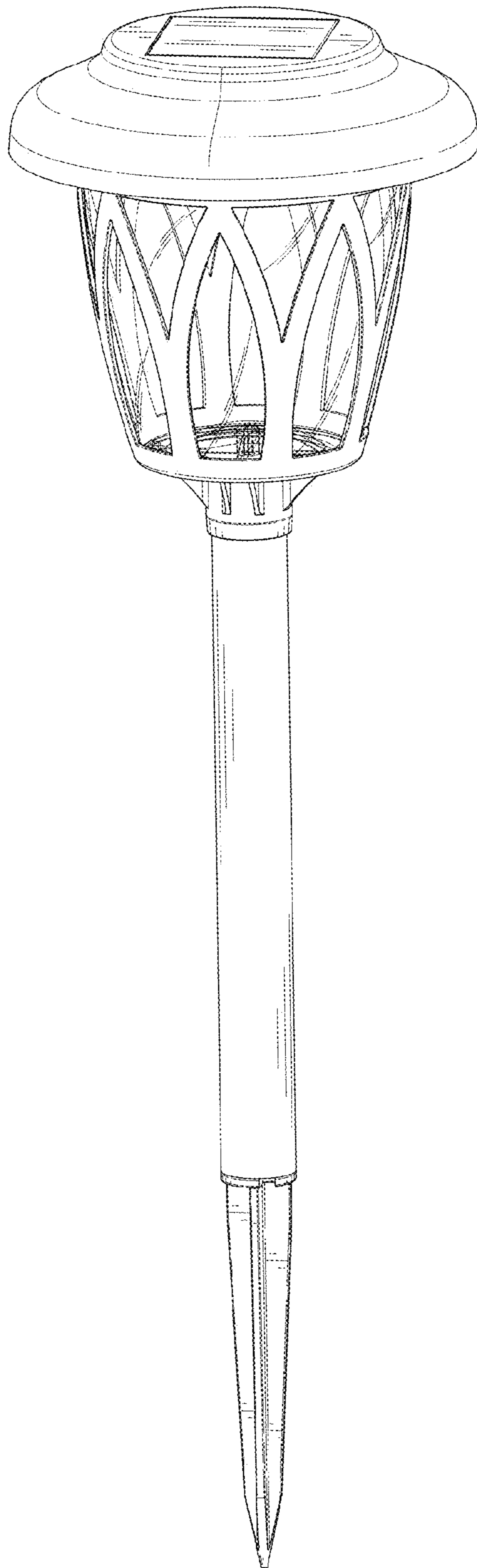


FIG. 1

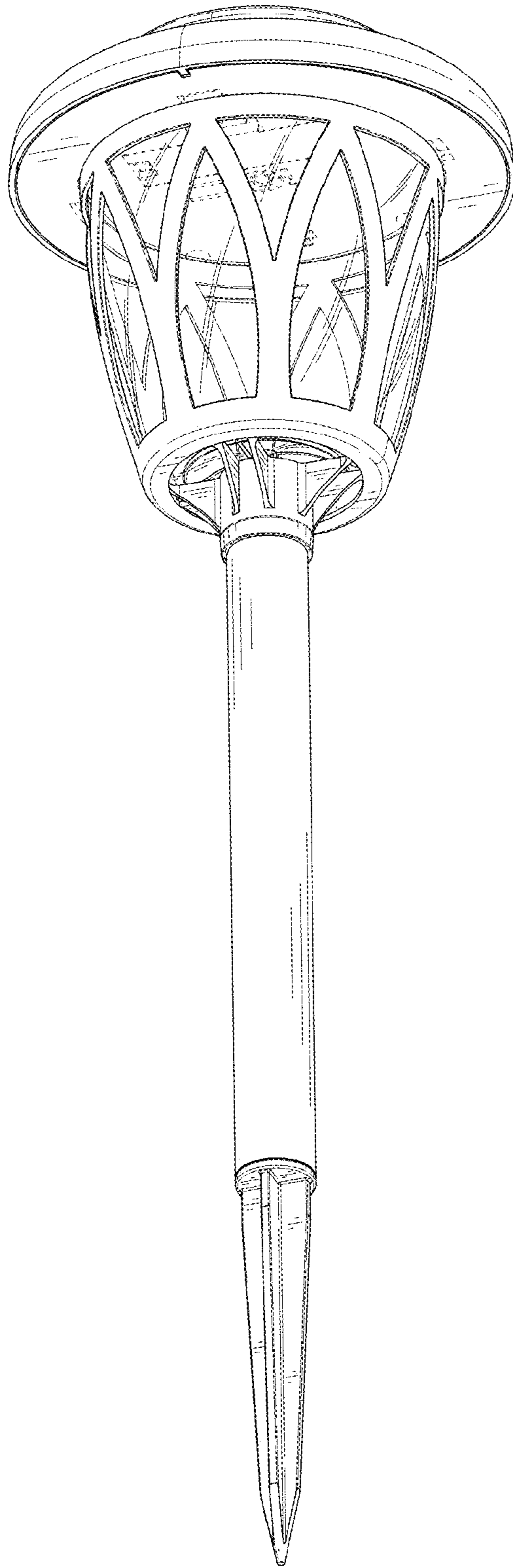


FIG. 2

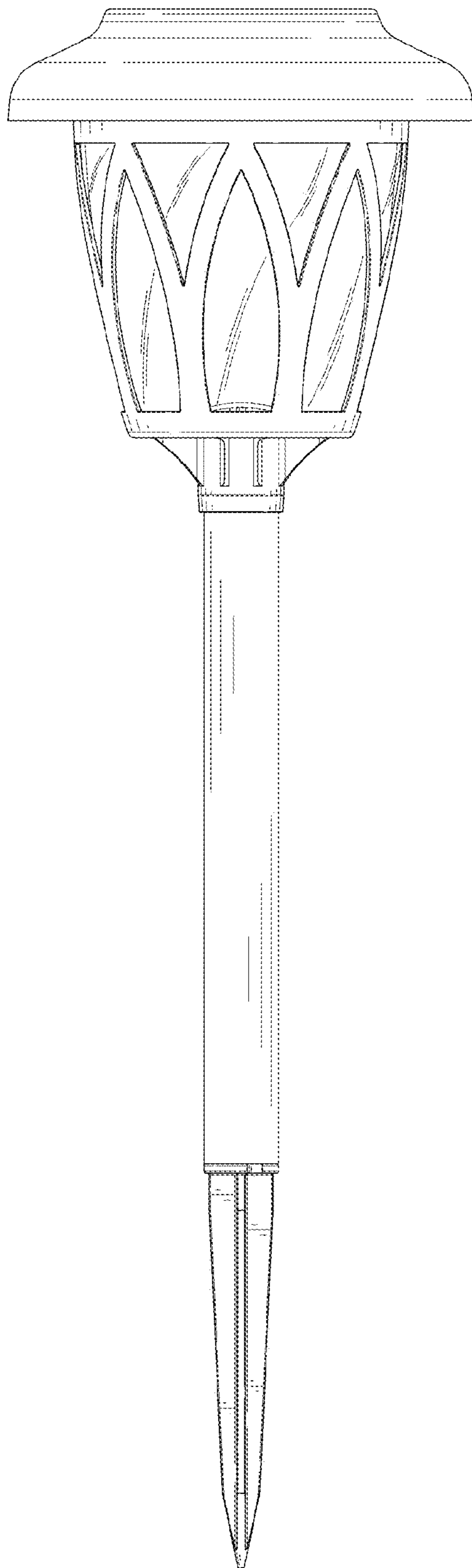


FIG. 3




FIG. 4

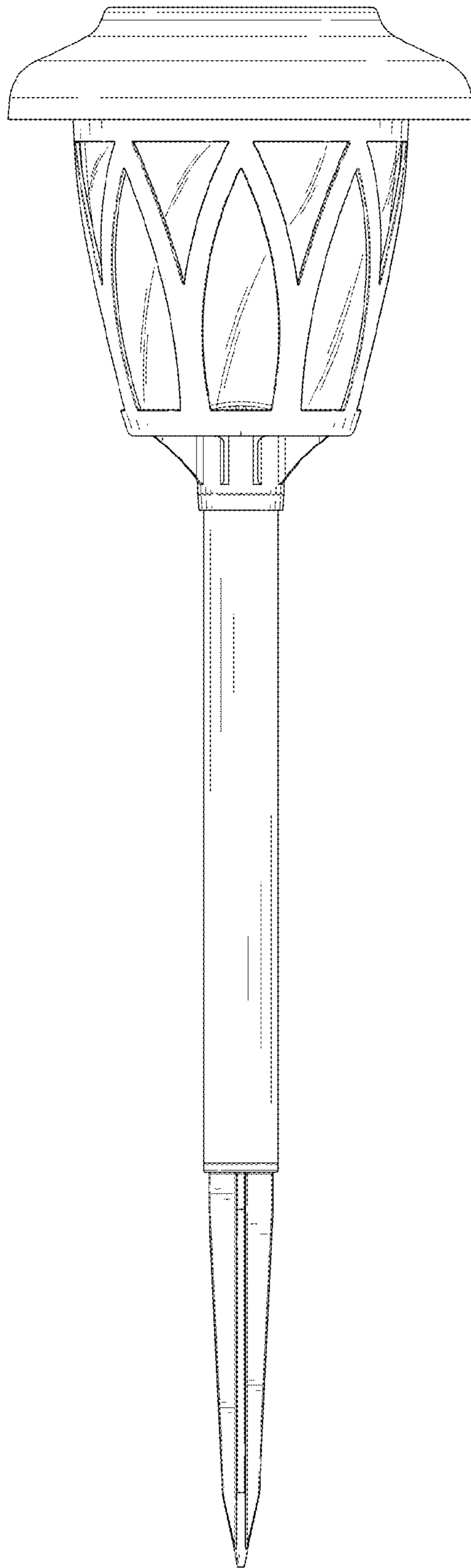


FIG. 5




FIG. 6

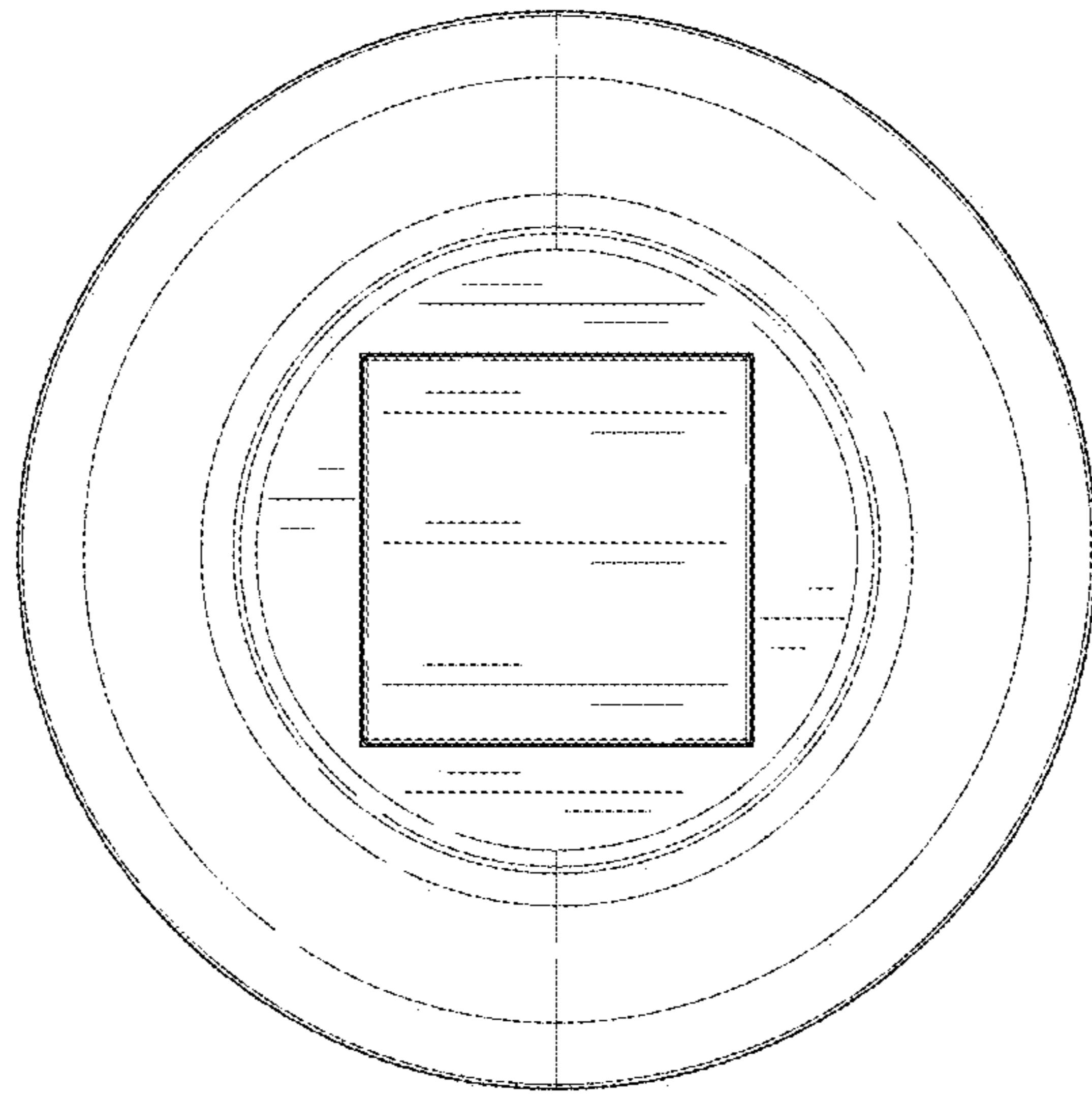


FIG. 7

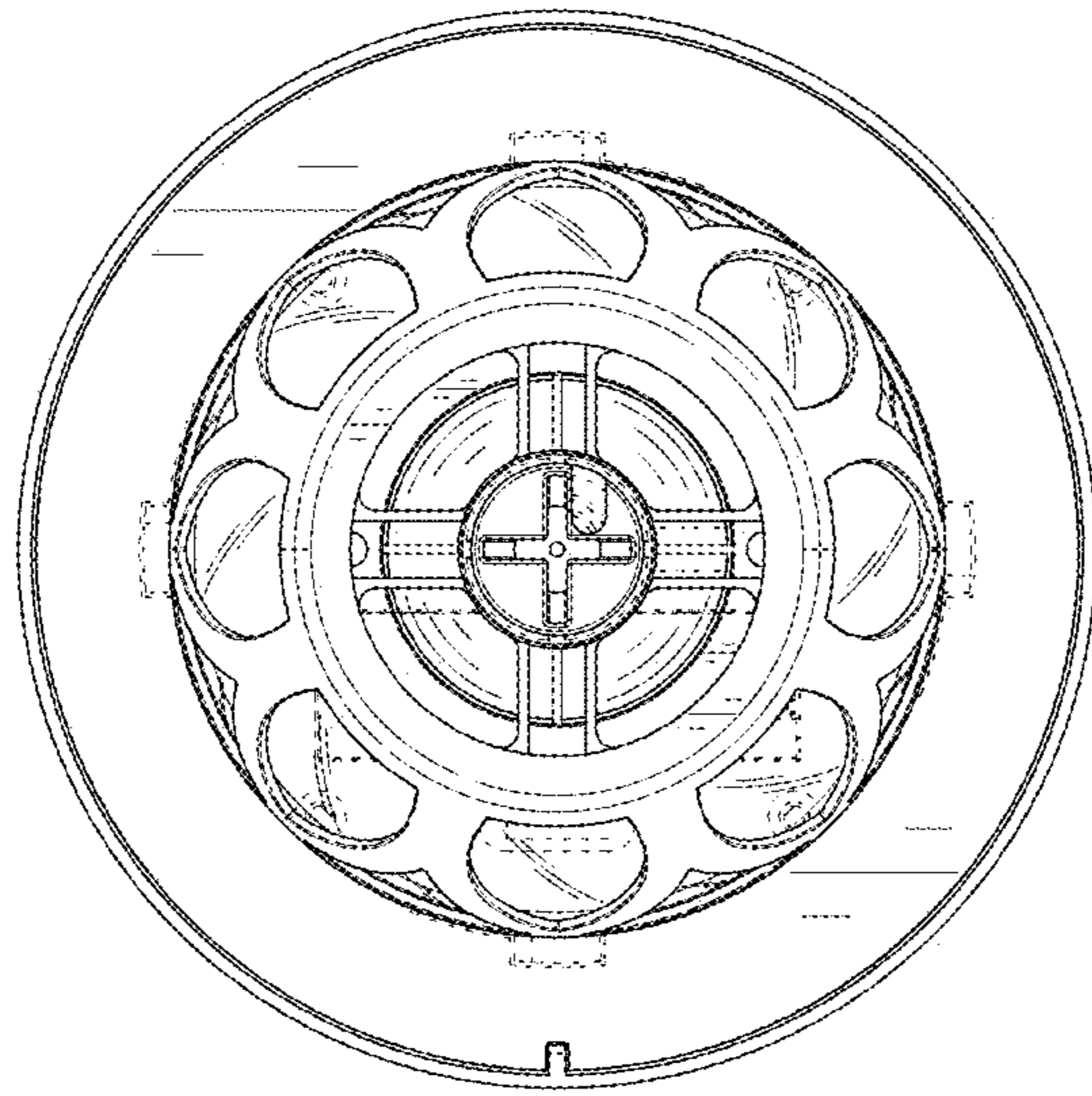


FIG. 8