

US00D987134S

(12) **United States Design Patent** (10) **Patent No.:** **US D987,134 S**  
**Tran** (45) **Date of Patent:** **\*\* May 23, 2023**

(54) **VEHICLE REAR TAILLAMP**  
(71) Applicant: **JAGUAR LAND ROVER LIMITED**,  
Coventry (GB)  
(72) Inventor: **Marc Tran**, Coventry (GB)  
(73) Assignee: **Jaguar Land Rover Limited**, Coventry  
(GB)  
(\*\*) Term: **15 Years**  
(21) Appl. No.: **29/743,515**  
(22) Filed: **Jul. 22, 2020**  
(30) **Foreign Application Priority Data**

Jan. 24, 2020 (EM) ..... 007554258-0003

(51) **LOC (14) Cl.** ..... **26-06**  
(52) **U.S. Cl.**  
USPC ..... **26/28**  
CPC ..... **F21S 41/33** (2018.01)

(58) **Field of Classification Search**  
USPC ..... D26/28, 29, 30, 31, 32, 33, 34, 35, 36  
CPC .. F21S 41/33; F21S 41/60; F21S 41/00; F21S  
43/00; F21S 41/141; F21S 41/162; F21S  
41/18; F21S 41/20; F21S 41/36; F21F  
21/04; F21W 2103/40; F21W 2103/35;  
F21W 2107/17; F21W 2107/13  
See application file for complete search history.

(56) **References Cited**  
U.S. PATENT DOCUMENTS  
D823,499 S \* 7/2018 Peat ..... D26/28  
D846,768 S \* 4/2019 Thomas ..... D26/28  
D871,622 S \* 12/2019 Jobling ..... D26/28

D871,623 S \* 12/2019 Tovey ..... D26/28  
D872,326 S \* 1/2020 Tovey ..... D26/28  
D875,278 S \* 2/2020 Jobling ..... D26/28  
D880,735 S \* 4/2020 Jobling ..... D26/28  
D908,936 S \* 1/2021 Chan ..... D26/28  
D919,138 S \* 5/2021 Loisch ..... D26/28  
D919,847 S \* 5/2021 Piaskowski ..... D26/28  
D920,552 S \* 5/2021 Runde ..... D26/28  
D924,451 S \* 7/2021 Nagasaka ..... D26/28  
D925,790 S \* 7/2021 Jobling ..... D26/28  
D934,470 S \* 10/2021 Chan ..... D26/28  
D937,451 S \* 11/2021 Tovey ..... D26/28  
D939,740 S \* 12/2021 Jobling ..... D26/28  
D944,427 S \* 2/2022 Tovey ..... D26/28

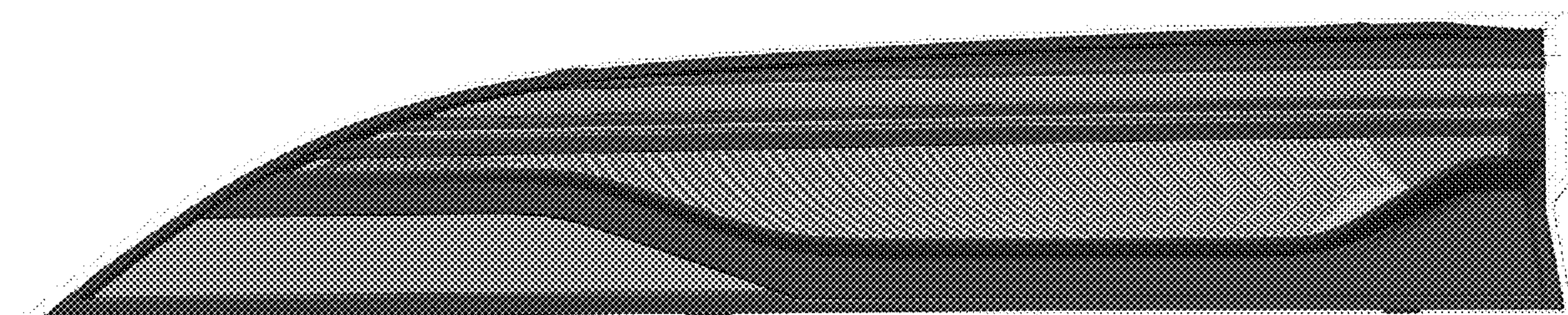
\* cited by examiner

*Primary Examiner* — Richard E Chilcot  
(74) *Attorney, Agent, or Firm* — Reising Ethington P.C.

(57) **CLAIM**  
The ornamental design for a vehicle rear taillamp, as shown  
and described.

**DESCRIPTION**  
FIG. 1 is a frontside perspective view of the vehicle rear  
taillamp residing on one side of a vehicle;  
FIG. 2 is a front view thereof;  
FIG. 3 is a right side view thereof;  
FIG. 4 is a left side view thereof;  
FIG. 5 is a top view thereof;  
FIG. 6 is a bottom view thereof;  
FIG. 7 is a rearside perspective view thereof; and,  
FIG. 8 is a rear view thereof.  
An unshown embodiment is a mirror image of the vehicle  
rear taillamp shown in the drawings that resides on an  
opposite side of the vehicle.

**1 Claim, 8 Drawing Sheets**





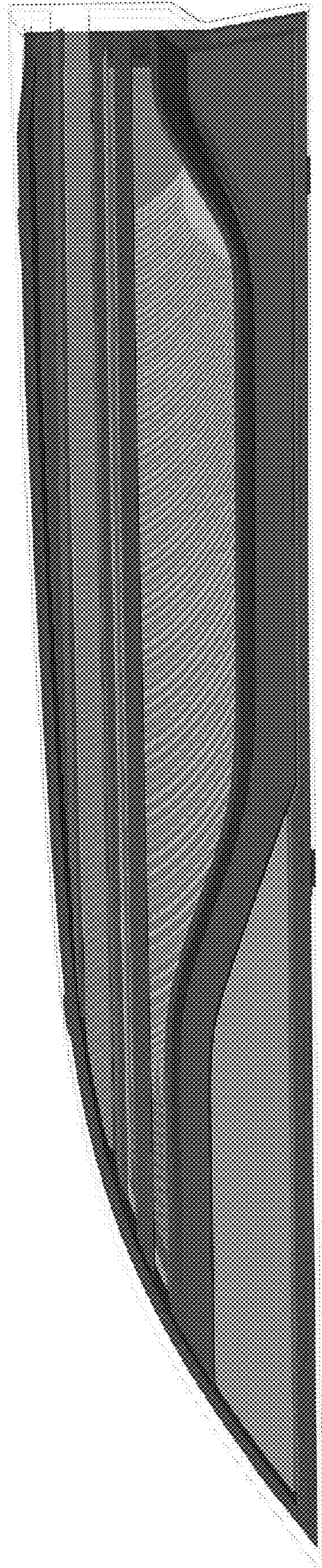


FIG. 1






FIG. 2





FIG. 3






FIG. 4



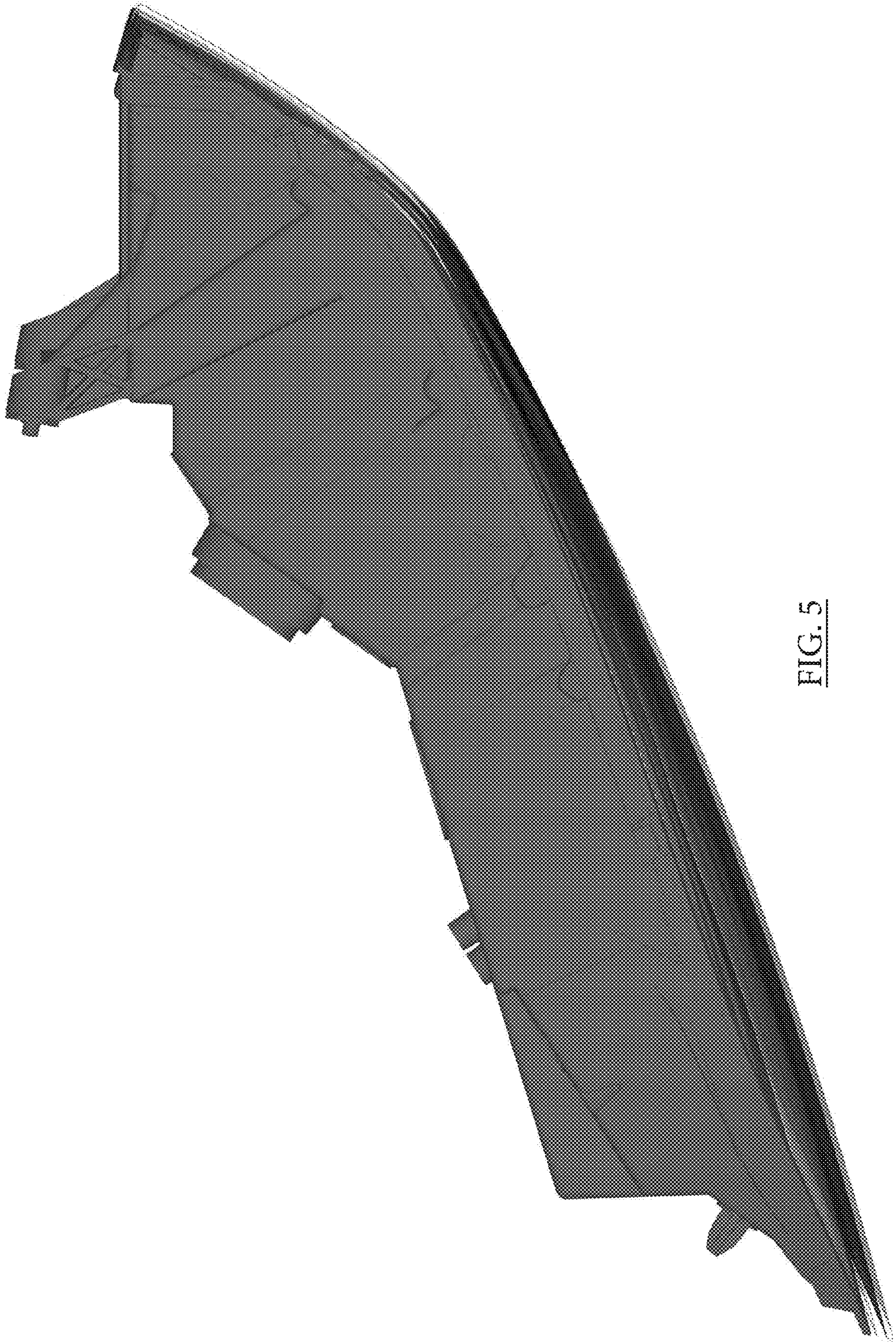


FIG. 5



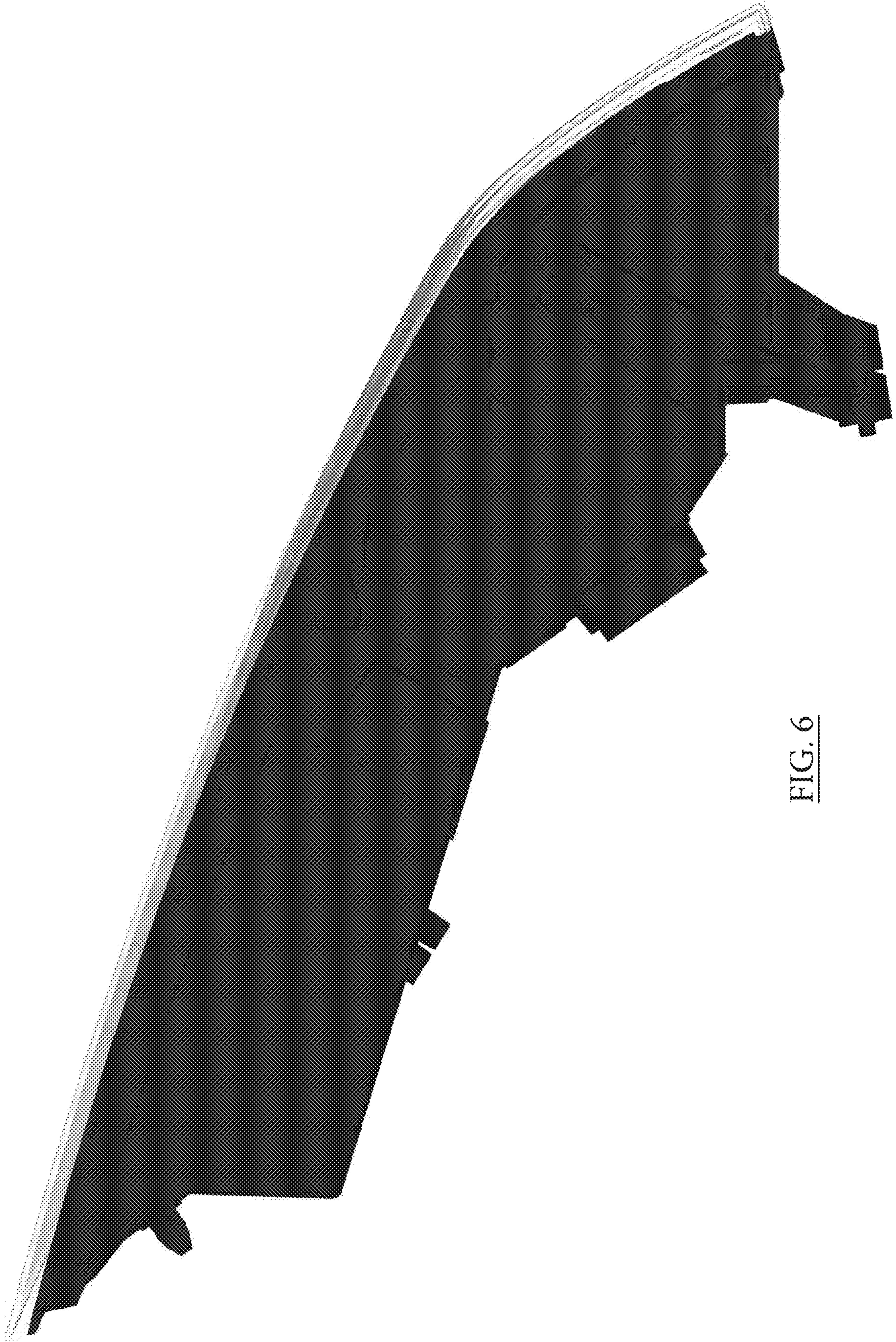


FIG. 6





FIG. 7





FIG. 8