



US00D987089S

(12) **United States Design Patent** (10) **Patent No.:** **US D987,089 S**
Monaco et al. (45) **Date of Patent:** **** *May 23, 2023**

(54) **LED GEL MASK**

(71) Applicant: **MIWORLD ACCESSORIES LLC**,
New York, NY (US)

(72) Inventors: **Casian J. Monaco**, New York, NY
(US); **Andrew Kanakis**, New York, NY
(US)

(73) Assignee: **MIWORLD ACCESSORIES LLC**,
New York, NY (US)

(*) Notice: This patent is subject to a terminal disclaimer.

(**) Term: **15 Years**

(21) Appl. No.: **29/729,892**

(22) Filed: **Mar. 31, 2020**

(51) **LOC (14) Cl.** **24-01**

(52) **U.S. Cl.**
USPC **D24/206**

(58) **Field of Classification Search**
USPC D24/200, 206-208, 209-210, 110.1;
D28/9; D29/108

CPC . A61N 5/0616; A61N 2005/0645; A61F 7/02;
A61F 7/007; A61F 7/034; A61F
2007/0001; A61F 2007/0003

See application file for complete search history.

(56) **References Cited**

U.S. PATENT DOCUMENTS

D293,829 S * 1/1988 Johnston D29/108
D668,344 S * 10/2012 Baumwald D24/206

D693,475 S * 11/2013 Durette D24/207
D715,454 S * 10/2014 Riggons D24/208
D754,867 S * 4/2016 Qin D24/207
D767,779 S * 9/2016 Qin D24/207
2015/0012073 A1* 1/2015 Devine A61F 7/007
607/109
2017/0231813 A1* 8/2017 Huang A61F 7/034
607/109
2022/0241107 A1* 8/2022 Kim A61F 7/02
2022/0241146 A1* 8/2022 Jeong A61N 5/0616

* cited by examiner

Primary Examiner — Wan Laymon

(74) *Attorney, Agent, or Firm* — Notaro, Michalos &
Zaccaria P.C.

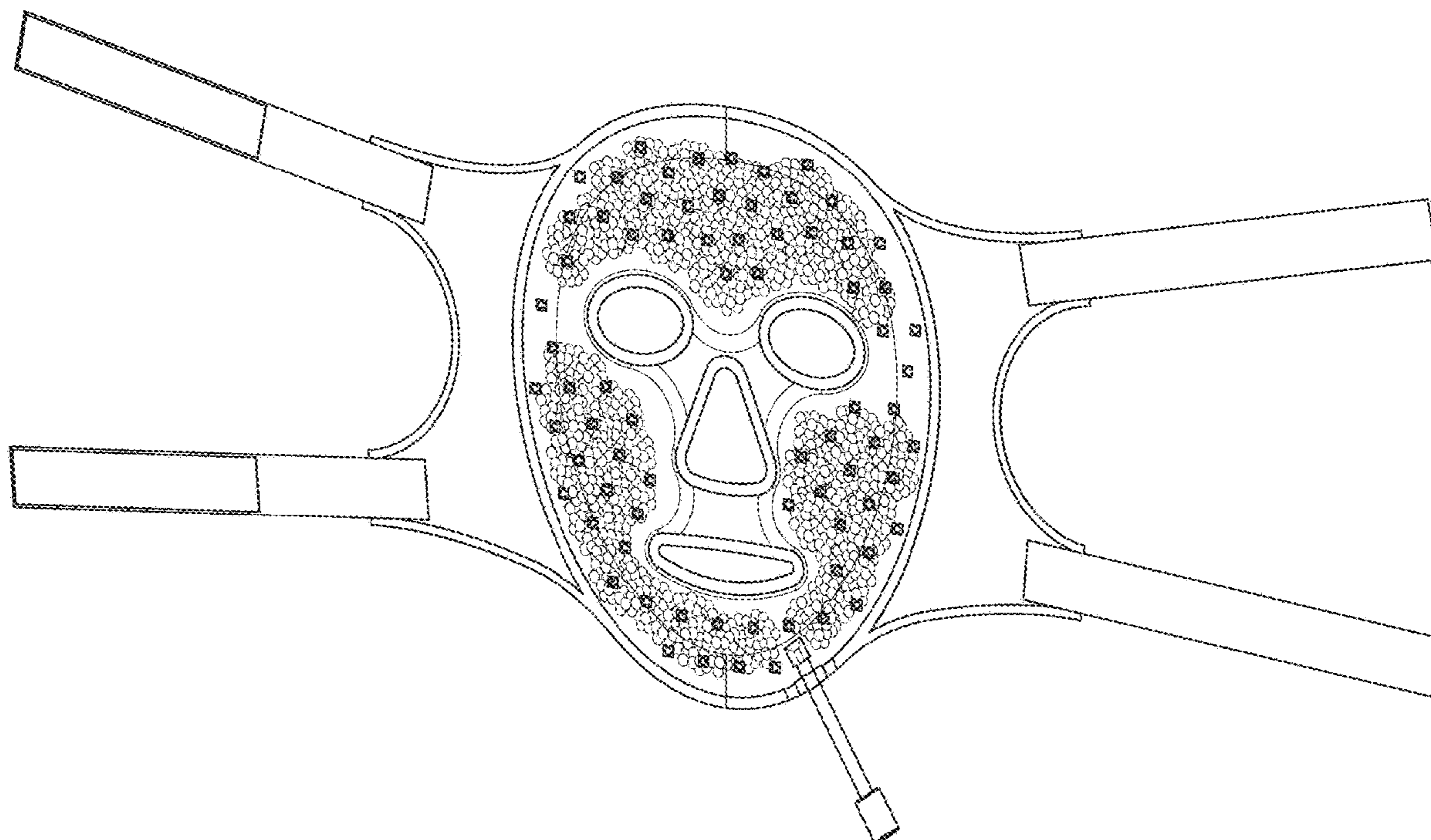
(57) **CLAIM**

The ornamental design for an LED gel mask, as shown and described.

DESCRIPTION

FIG. 1 is a front, left perspective view of an LED gel mask showing our new design therefor;
FIG. 2 is a front elevational view thereof;
FIG. 3 is a rear elevational view thereof;
FIG. 4 is a top plan view thereof;
FIG. 5 is a bottom plan view thereof;
FIG. 6 is a left side view thereof; and,
FIG. 7 is a right side view thereof.

1 Claim, 5 Drawing Sheets



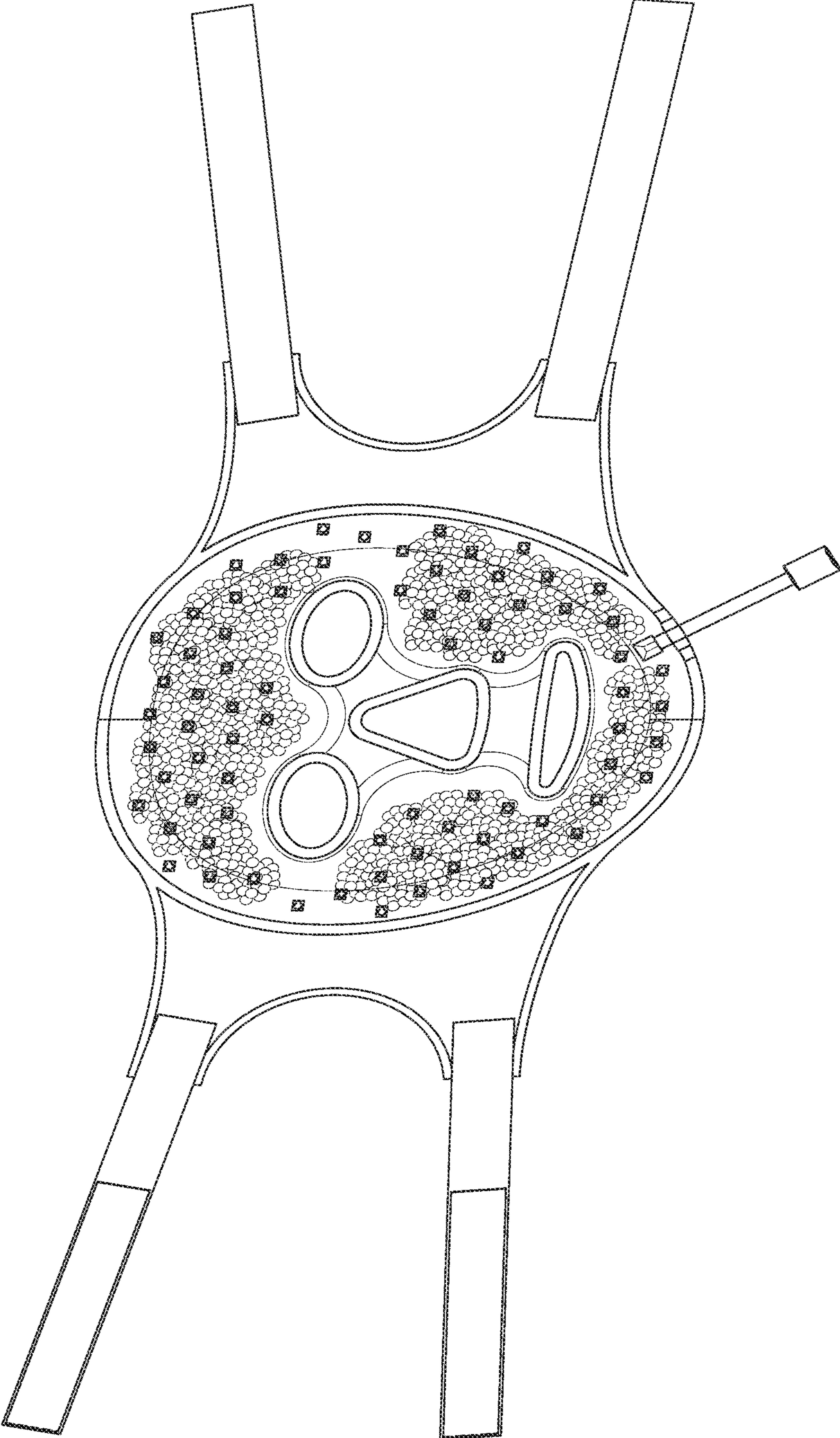


FIG. 1

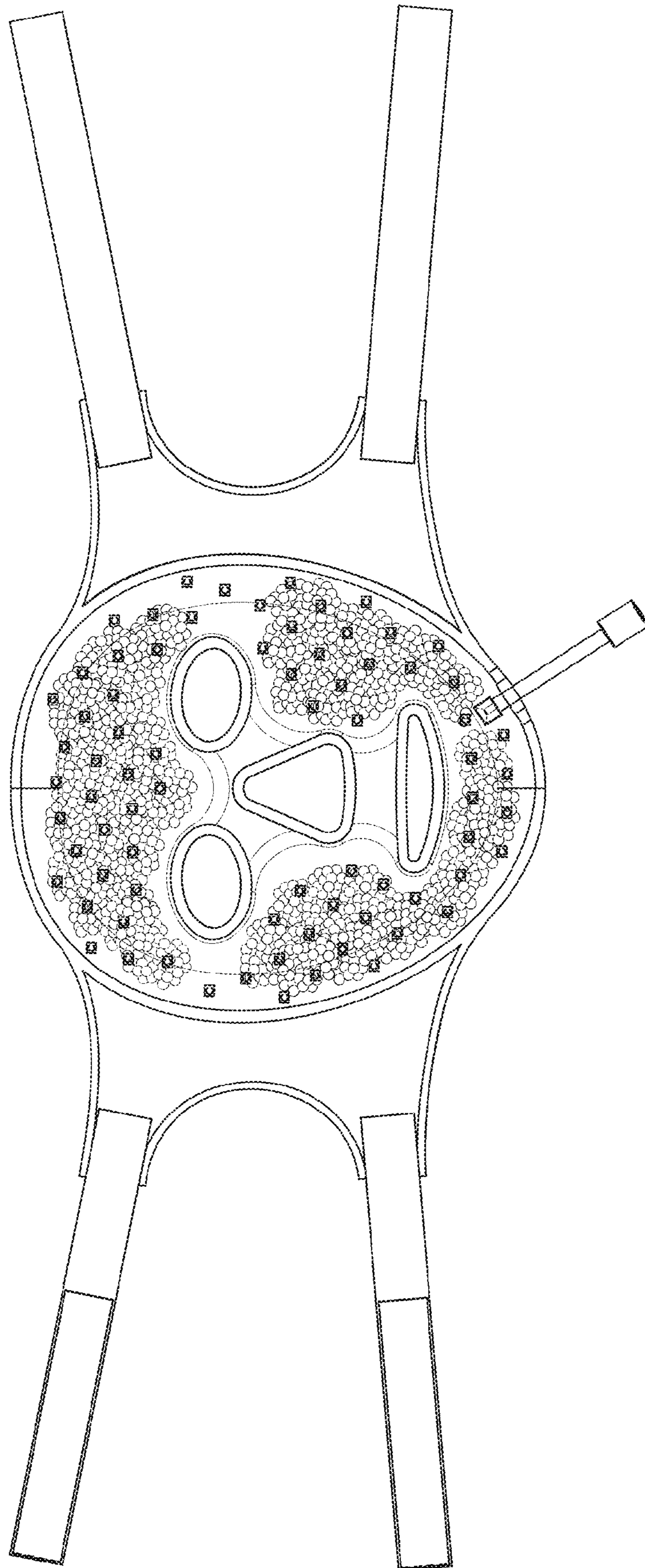


FIG. 2

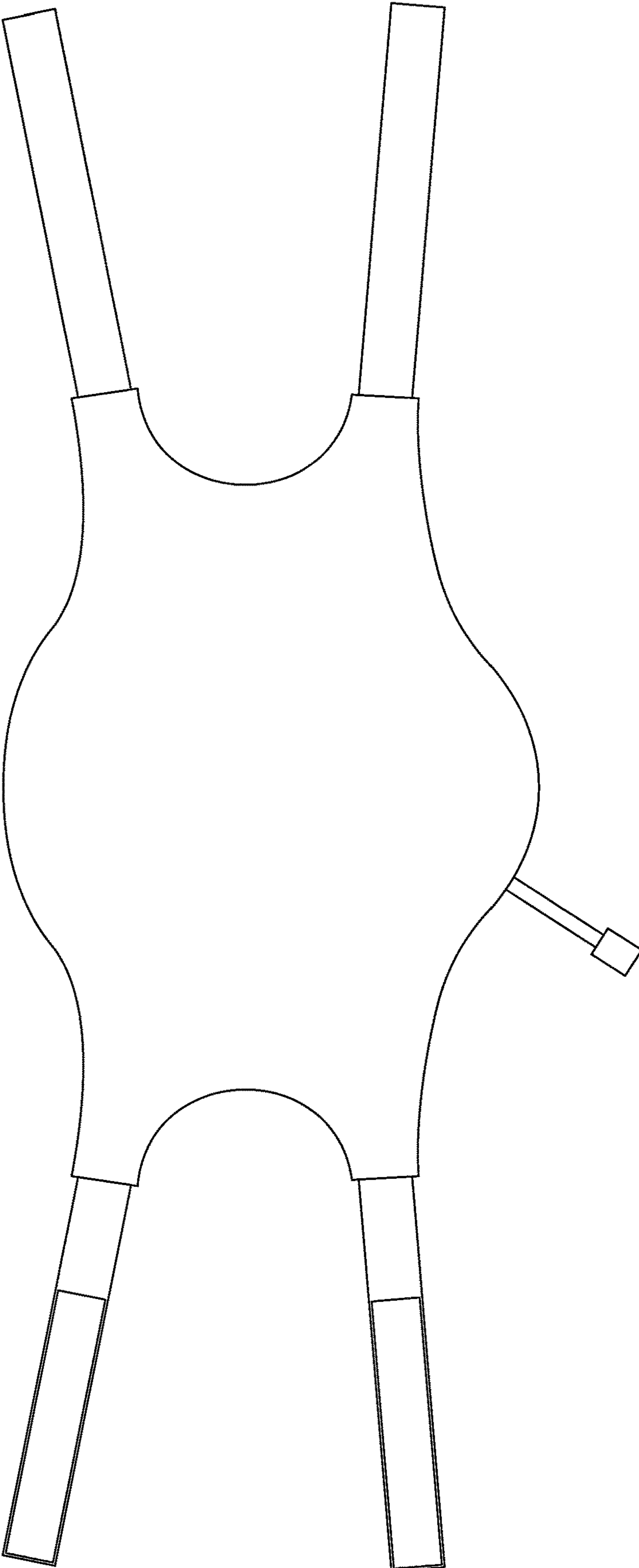


FIG. 3



FIG. 5

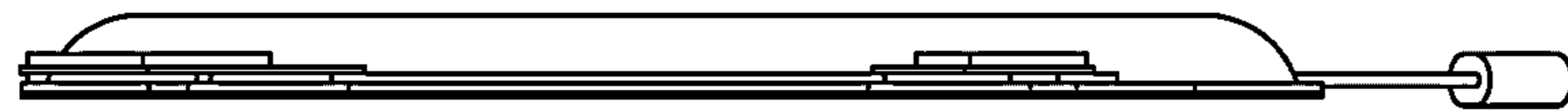


FIG. 4



FIG. 6

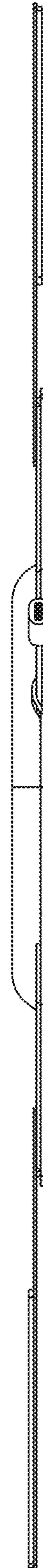


FIG. 7