



US00D987042S

(12) **United States Design Patent** (10) **Patent No.:** **US D987,042 S**  
**Sun** (45) **Date of Patent:** **\*\* May 23, 2023**

(54) **HUMIDIFIER**

FOREIGN PATENT DOCUMENTS

(71) Applicant: **Jianfeng Sun**, Jiaxing (CN)

GB 6117984 \* 2/2021

(72) Inventor: **Jianfeng Sun**, Jiaxing (CN)

OTHER PUBLICATIONS

(\*\*) Term: **15 Years**

(21) Appl. No.: **29/858,455**

Sharkzilla Evaporative Humidifiers for Bedroom, first available Dec. 3, 2021 [online], [site visited Dec. 28, 2022]. Available from internet, URL:<https://www.amazon.com/dp/B09MZ5X6KJ> (Year: 2021).\*

(22) Filed: **Nov. 1, 2022**

Comeet 6L Ultrasonic Humidifiers, first available Sep. 9, 2022[online], [site visited Dec. 28, 2022]. Available from internet, URL:<https://www.amazon.com/dp/B0BDRB57V9> (Year: 2022).\*

(51) **LOC (14) Cl.** ..... **23-04**

(52) **U.S. Cl.**

USPC ..... **D23/256**

\* cited by examiner

(58) **Field of Classification Search**

USPC ..... D23/332, 336, 351, 355-356, 359, D23/364-366, 378, 499

*Primary Examiner* — David G Muller  
*Assistant Examiner* — Jamaal Rasheed

CPC ..... F24F 1/029; F24F 1/035; F24F 1/0287; F24F 6/06; F24F 6/14; F24F 13/06; F24F 13/20; F24F 13/222; F24F 3/16; F24F 3/1405

(57) **CLAIM**

The ornamental design for a humidifier, as shown and described.

See application file for complete search history.

**DESCRIPTION**

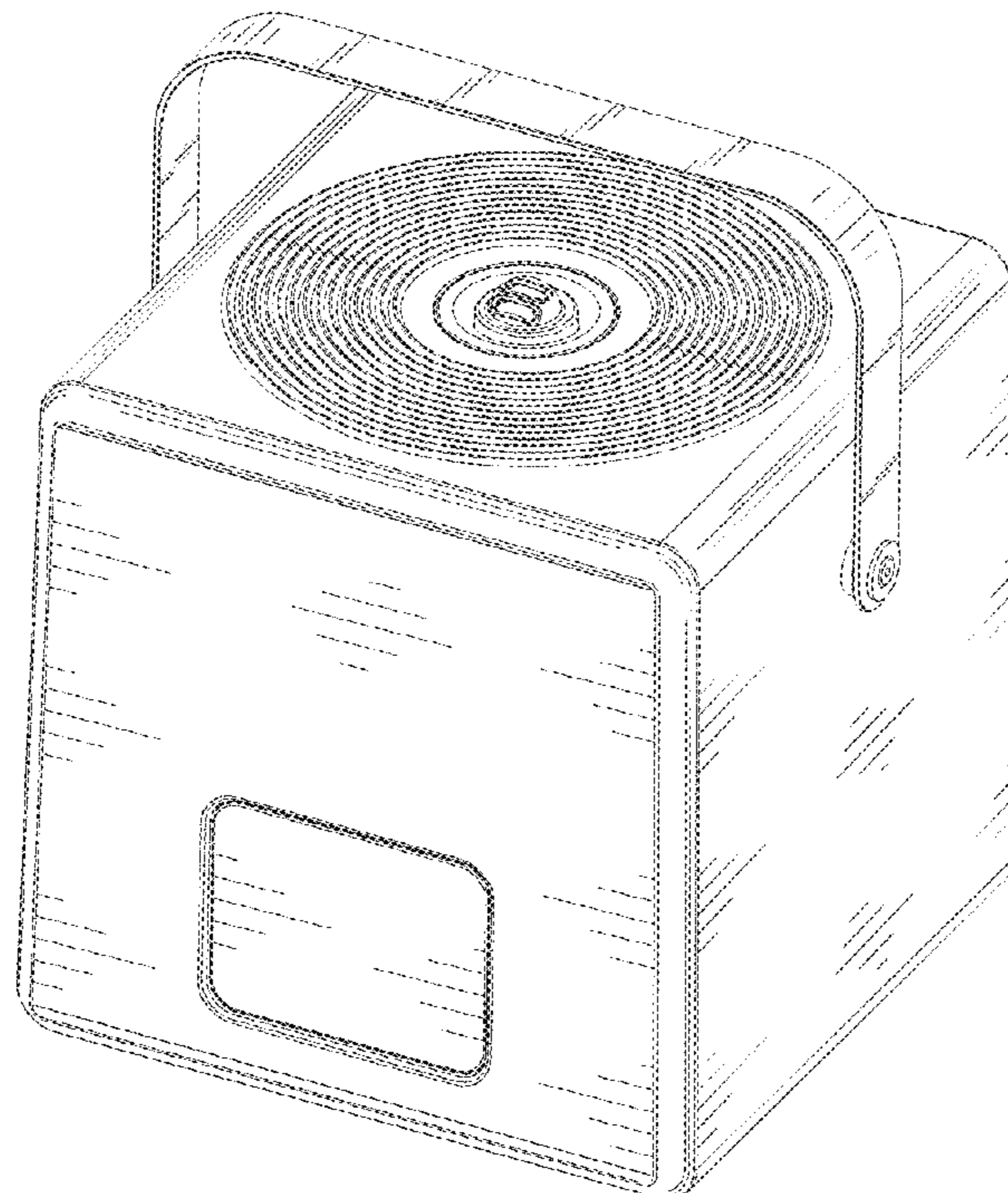
(56) **References Cited**

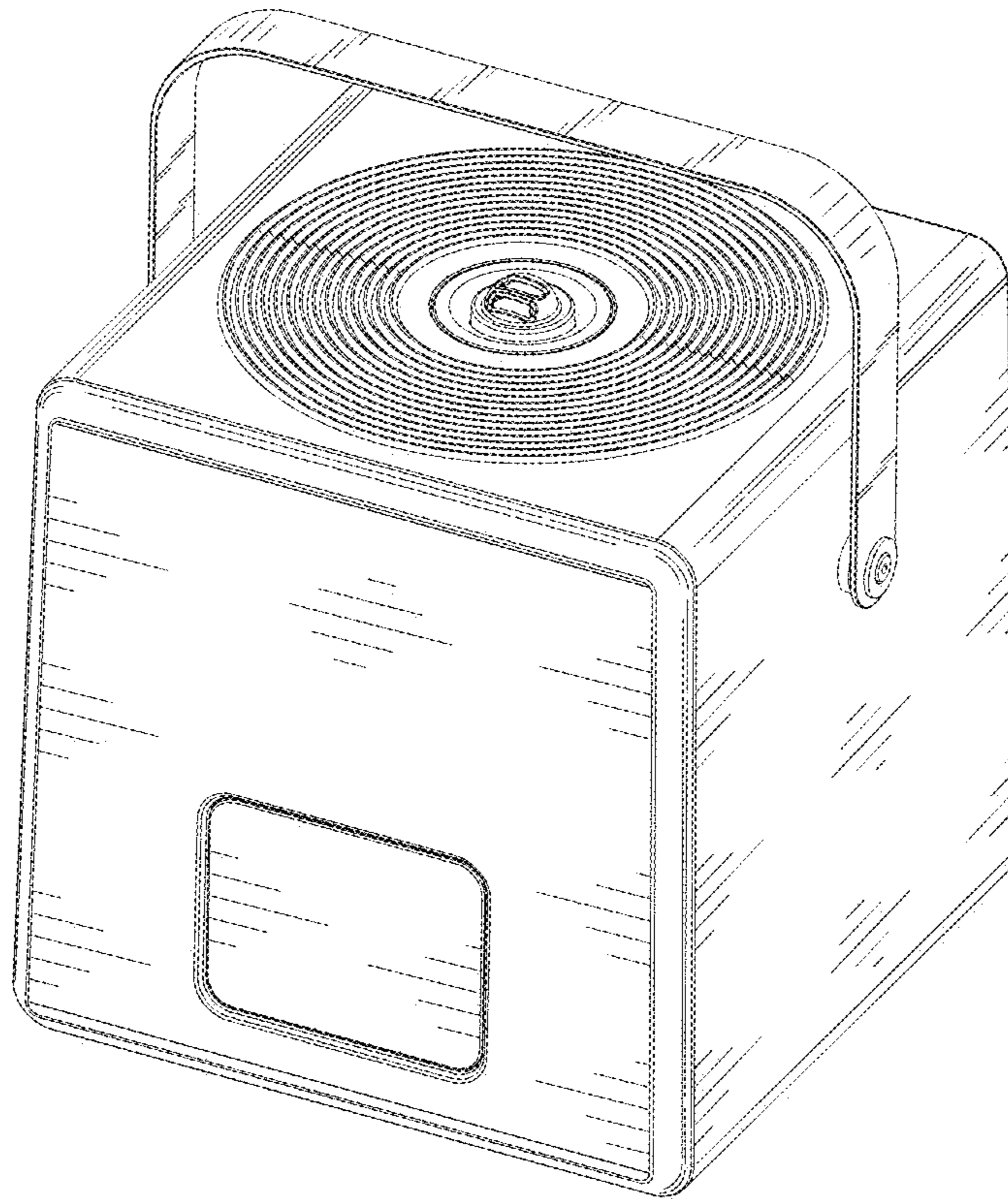
U.S. PATENT DOCUMENTS

D291,484 S *	8/1987	Stutzer	.....	D23/364
D310,713 S *	9/1990	Klein	.....	D23/365
D449,098 S *	10/2001	Reede	.....	D23/365
D518,160 S *	3/2006	Normark	.....	D23/366
D570,464 S *	6/2008	Normark	.....	D23/364
D617,436 S *	6/2010	Chen	.....	D23/364
D680,638 S *	4/2013	Chou	.....	D23/366
D691,250 S *	10/2013	Chan	.....	D23/332
D960,337 S *	8/2022	Sun	.....	
D972,104 S *	12/2022	Wu	.....	D23/366
2022/0290876 A1 *	9/2022	Chapin	.....	F24F 3/1405


FIG. 1 is a front, top and right side perspective view of a humidifier, showing my new design;  
FIG. 2 is a front view thereof;  
FIG. 3 is a rear view thereof;  
FIG. 4 is a left side view thereof;  
FIG. 5 is a right side view thereof;  
FIG. 6 is a top view thereof; and,  
FIG. 7 is a bottom view thereof.  
The broken lines in the drawings illustrate the portions of the humidifier, which form no part of the claimed design.

**1 Claim, 7 Drawing Sheets**

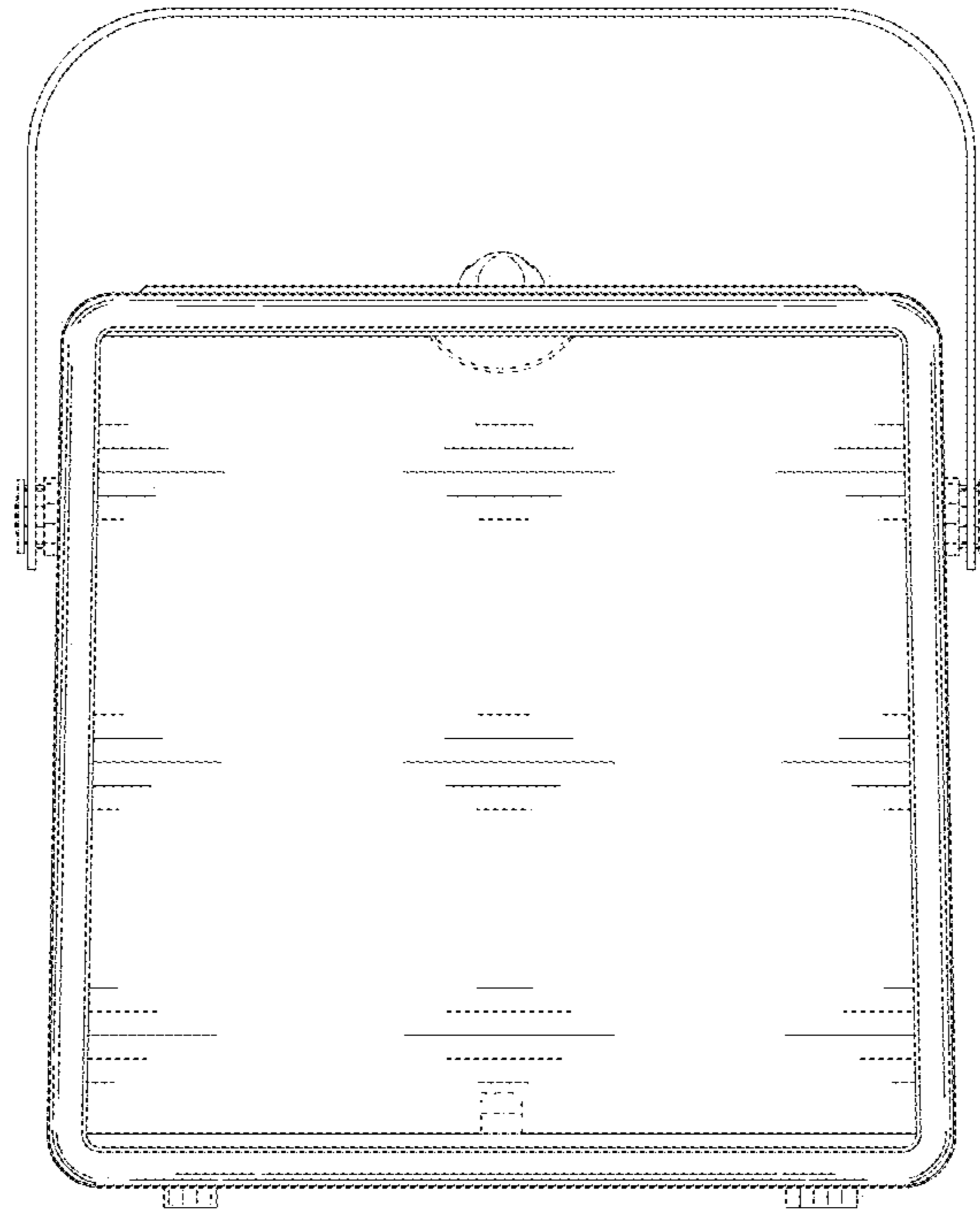




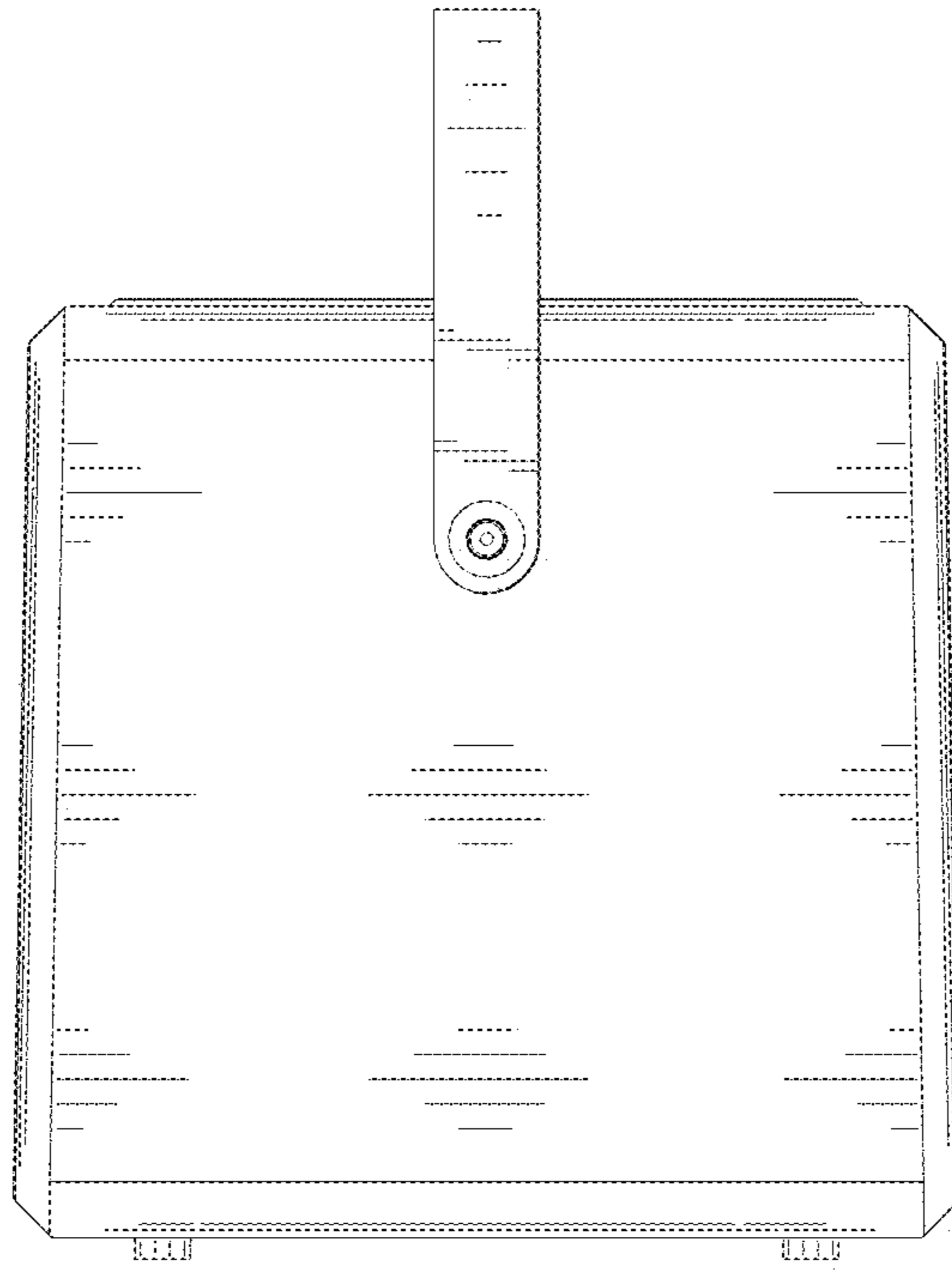
**FIG. 1**



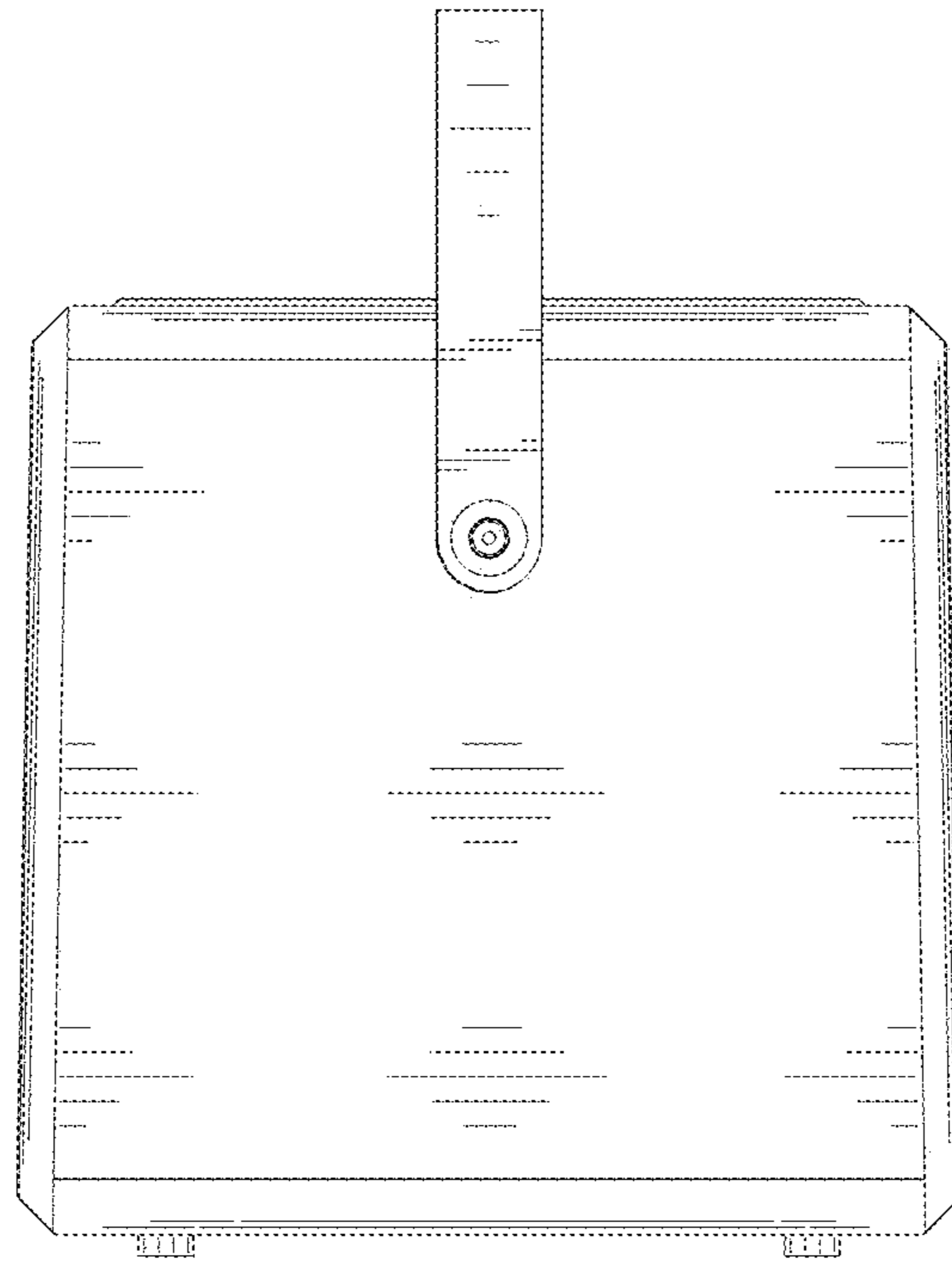
**FIG. 2**



**FIG. 3**

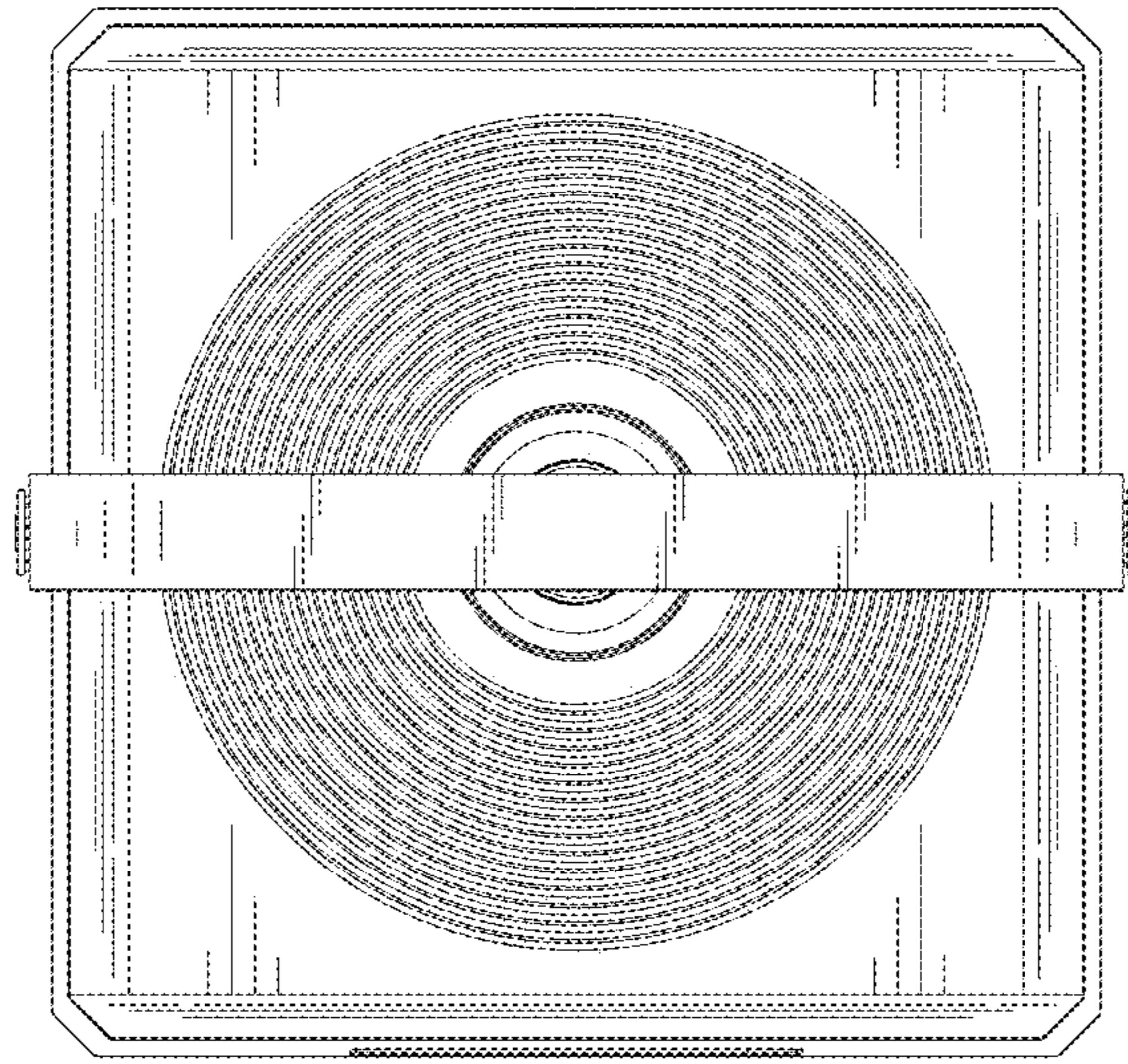


**FIG. 4**

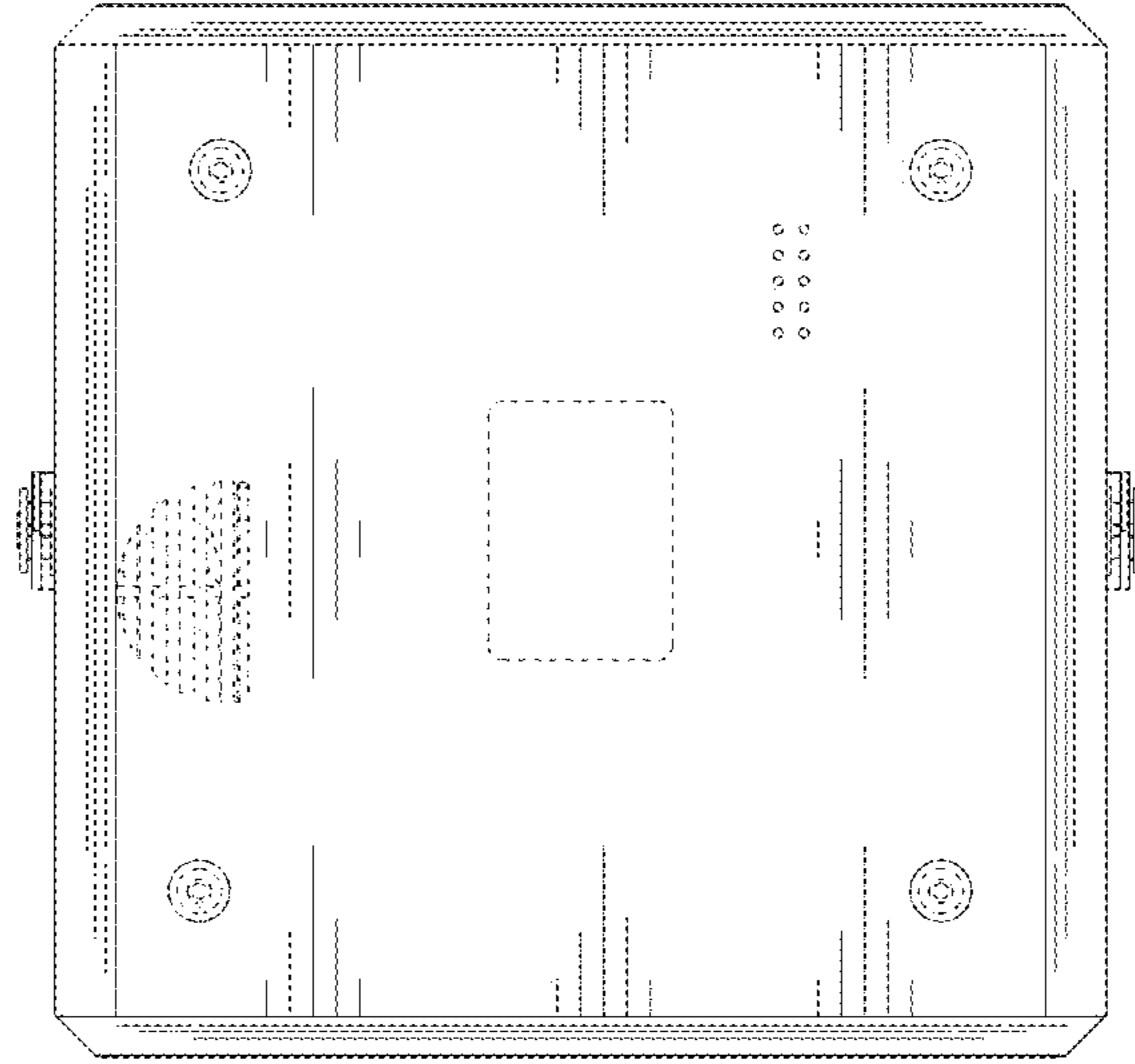


**FIG. 5**





***FIG. 6***



**FIG. 7**