



US00D987037S

(12) **United States Design Patent**
Zhao

(10) **Patent No.:** **US D987,037 S**

(45) **Date of Patent:** **** May 23, 2023**

(54) **NOZZLE ADAPTER**

(71) Applicant: **Shenzhen Senluoyi Technology Co., Ltd, Shenzhen (CN)**

(72) Inventor: **Chuguang Zhao, Shenzhen (CN)**

(**) Term: **15 Years**

(21) Appl. No.: **29/885,047**

(22) Filed: **Feb. 19, 2023**

(51) **LOC (14) Cl.** **23-01**

(52) **U.S. Cl.**
USPC **D23/224; D23/259; D23/213**

(58) **Field of Classification Search**
USPC **D23/213, 223, 224, 249, 259, 233;**
D24/112, 114, 117, 127, 129, 130
See application file for complete search history.

(56) **References Cited**

U.S. PATENT DOCUMENTS

D459,434 S	*	6/2002	Fauquet	D23/213
D549,802 S	*	8/2007	Guenther	D23/213
D638,911 S	*	5/2011	Laski	D23/213
D714,907 S	*	10/2014	Spraw	D23/213
D730,487 S	*	5/2015	Bergstrom	D23/213
D769,420 S	*	10/2016	Kleppen	D23/249
D825,721 S	*	8/2018	Penkkimäki	D23/249
D841,779 S	*	2/2019	Penkkimäki	D23/249
D888,197 S	*	6/2020	McDonnell	D9/442
D900,283 S	*	10/2020	Deschamps	
D907,765 S	*	1/2021	Eriksen	A61M 5/2448
					D24/112

D908,187 S	*	1/2021	Tobler	D23/233
D911,489 S	*	2/2021	Spooner	D23/213
D912,202 S	*	3/2021	Takezawa	D23/213
D934,378 S	*	10/2021	Masalin	D23/213
D936,785 S	*	11/2021	Vaughan	
D937,982 S	*	12/2021	Boyd	D23/249
D960,300 S	*	8/2022	Van Der Wielen	D23/213
D965,740 S	*	10/2022	Sambu	D23/213
D972,683 S	*	12/2022	Tobler	D23/213

* cited by examiner

Primary Examiner — Amy C Wierenga

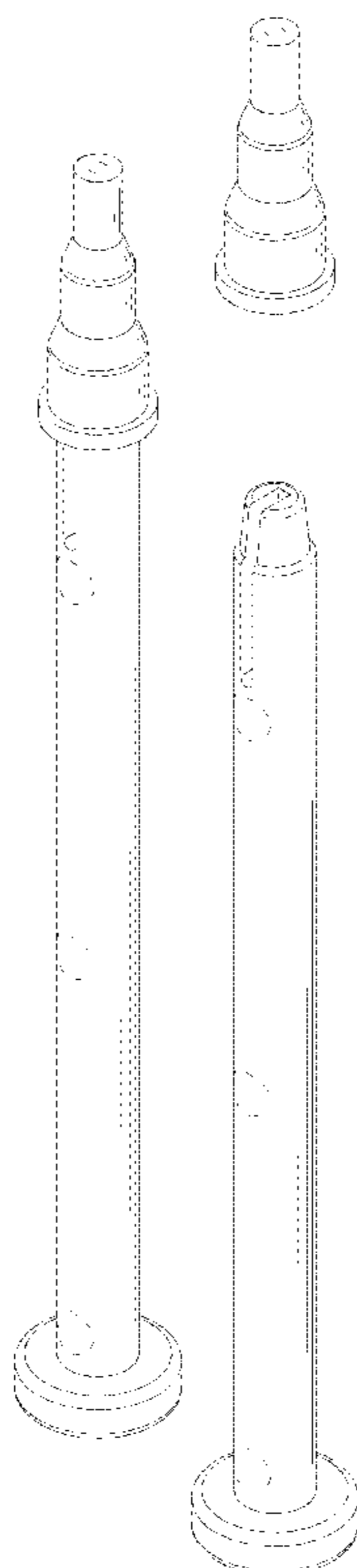
(57) **CLAIM**

The ornamental design for a nozzle adapter, as shown and described.

DESCRIPTION

FIG. 1 is a front, right, and top perspective view of a nozzle adapter, showing my new design;
FIG. 2 is a front elevational view thereof;
FIG. 3 is a rear elevational view thereof;
FIG. 4 is a left elevational view thereof;
FIG. 5 is a right elevational view thereof;
FIG. 6 is a top plan view thereof;
FIG. 7 is a bottom plan view thereof; and,
FIG. 8 is an exploded view thereof.
The broken lines depict portions of the nozzle adapter that form no part of the claimed design.

1 Claim, 8 Drawing Sheets



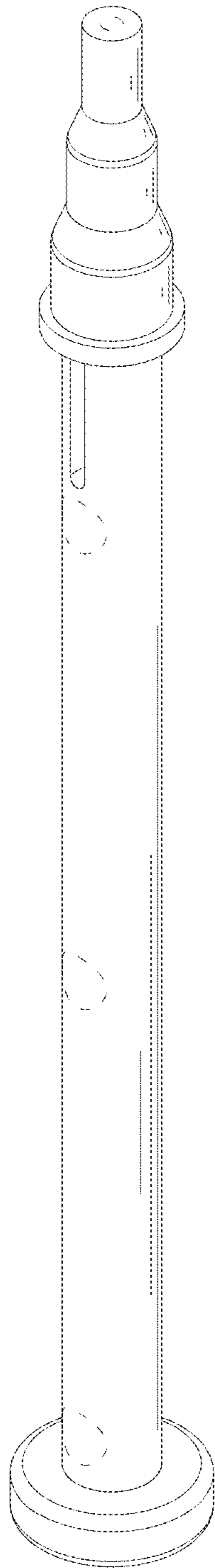


FIG.1

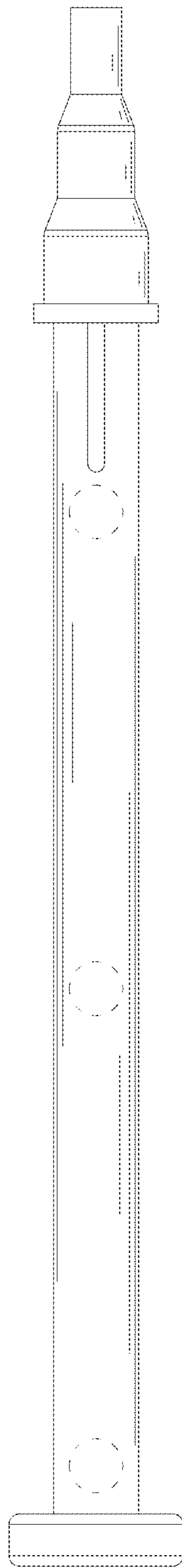


FIG. 2

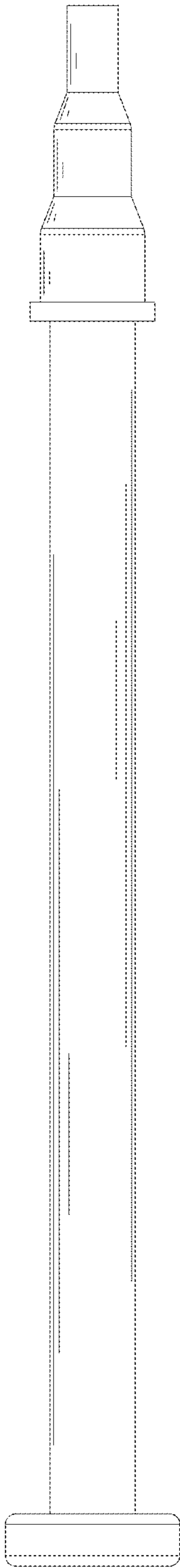


FIG. 3

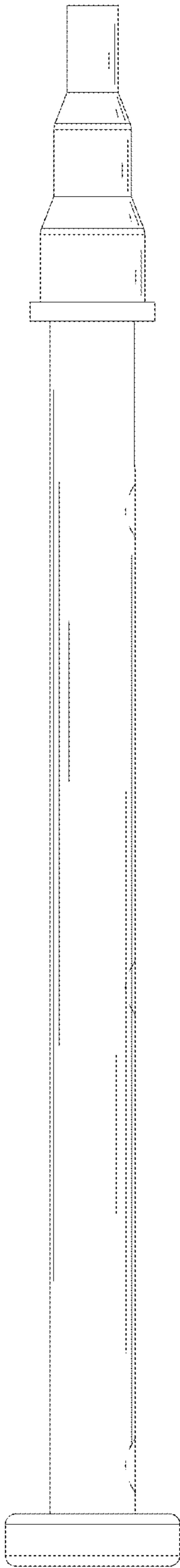


FIG. 4

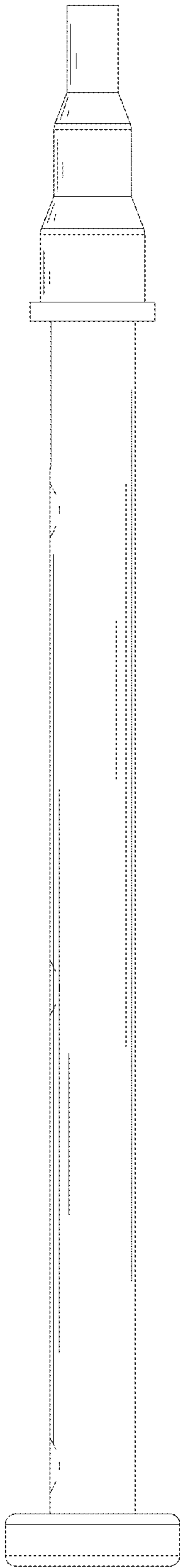


FIG. 5

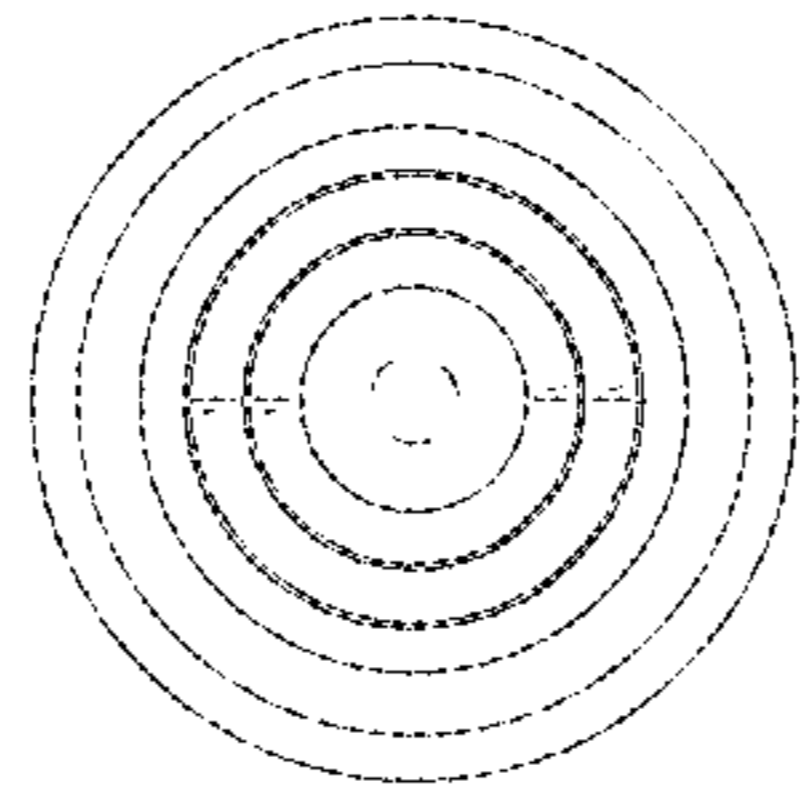


FIG.6

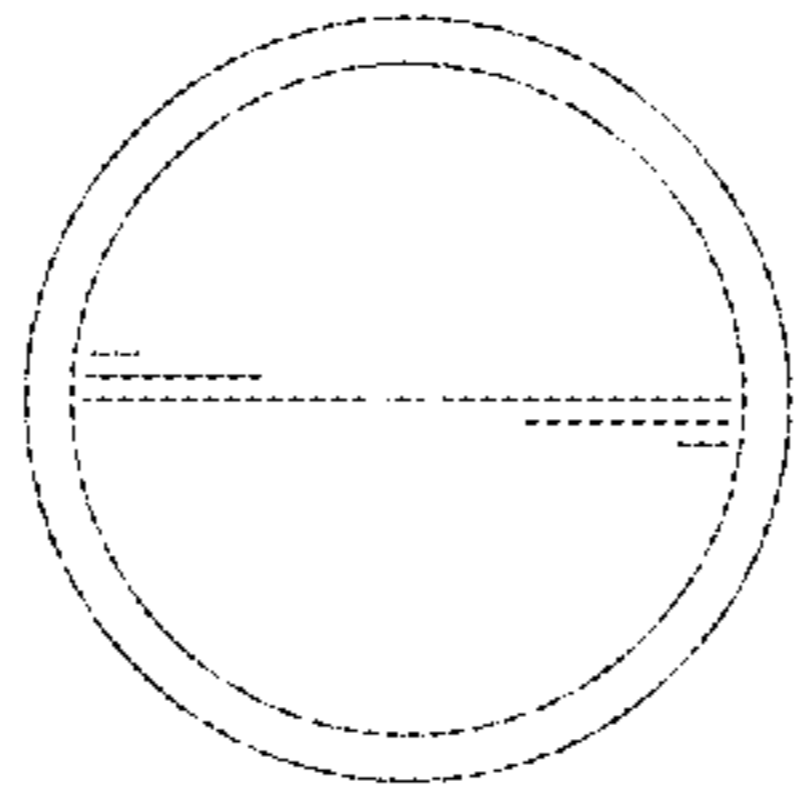


FIG.7

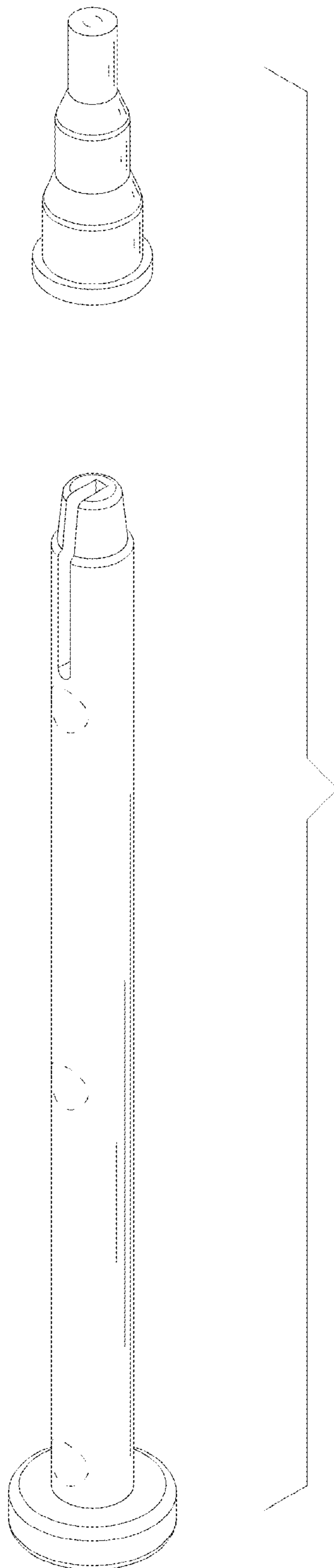


FIG. 8