



US00D986995S

(12) **United States Design Patent** (10) **Patent No.:** **US D986,995 S**
Xu (45) **Date of Patent:** **** May 23, 2023**

(54) **BENCH PRESS BAND**
(71) Applicant: **Yangzhou Seven Stars Sports Goods Co., Ltd., Jiangsu (CN)**
(72) Inventor: **Chenchen Xu, Jiangsu (CN)**
(73) Assignee: **Yangzhou Seven Stars Sports Goods Co., Ltd., Yizheng (CN)**
(**) Term: **15 Years**
(21) Appl. No.: **29/868,900**
(22) Filed: **Dec. 15, 2022**
(51) **LOC (14) Cl.** **21-02**
(52) **U.S. Cl.**
USPC **D21/692**
(58) **Field of Classification Search**
USPC D3/327, 328; D24/190; D29/100, 101.1, D29/101.2, 101.3; D21/686, 692, 694, D21/662, 683, 684, 691
CPC A45F 3/047; A45F 3/14; A61F 5/37; A61F 5/02; A61F 5/3723; A63B 21/4025; A41D 13/00; A41D 13/0007; A41D 13/0015
See application file for complete search history.

(56) **References Cited**
U.S. PATENT DOCUMENTS
5,295,949 A * 3/1994 Hathaway A63B 23/025 602/14
5,603,545 A * 2/1997 Benson A63C 11/021 224/257
5,624,388 A * 4/1997 Lehr A61F 5/0118 602/20
D509,065 S * 9/2005 Koenig D3/327
D620,252 S * 7/2010 Keels D3/247
D630,332 S * 1/2011 Richards D24/190
8,771,155 B1 * 7/2014 Bell A63B 21/0428 482/125
D771,759 S 11/2016 Cohen

D843,523 S * 3/2019 Young D21/692
D852,908 S * 7/2019 Dennisur D21/692
10,363,452 B2 * 7/2019 Alaniz, III A41D 31/18
10,405,589 B1 * 9/2019 Womack A63B 21/4017
D872,200 S 1/2020 Antezana
D908,969 S * 1/2021 Forell D29/101.3
10,912,374 B2 * 2/2021 Hopple A45F 5/1046
D922,688 S * 6/2021 Forell D29/101.3
11,305,147 B1 * 4/2022 Womack A63B 69/0059
11,497,259 B1 * 11/2022 Womack A63B 21/4025
2012/0295777 A1 * 11/2012 Zaki A63B 21/4015 482/122

OTHER PUBLICATIONS

“M Manueklear” May 28, 2022, Amazon, Feb. 22, 2023: <https://www.amazon.com/MANUEKLEAR-Slingshot-Weight-Lifting-Fitness/dp/B0B2LLT513> (Year: 2022).
“Bench Press Band” Oct. 14, 2022, Amazon, site visited Feb. 22, 2023: <https://www.amazon.com/dp/B0983MTRB3> (Year: 2022).*

(Continued)

Primary Examiner — Jack Reickel
Assistant Examiner — Salamah Jordan

(57) **CLAIM**

The ornamental design for a bench press band, as shown and described.

DESCRIPTION

FIG. 1 is a top, front, right side perspective view of a bench press band, showing my new design;
FIG. 2 is a top plan view thereof;
FIG. 3 is a front elevational view thereof; and,
FIG. 4 is a left side elevational view thereof.
The bottom plan view is omitted due to identical with the top plan view.
The back elevational view is omitted due to identical with the front elevational view.

1 Claim, 4 Drawing Sheets



(56)

References Cited

OTHER PUBLICATIONS

“Original Sling Shot” Jun. 7, 2018, Markbell Sling Shot, site visited Feb. 23, 2023: <https://markbellslingshot.com/products/original-sling-shot?variant=49821190090> (Year: 2018).*

“KCROSS Bench Press Band” Nov. 29, 2022, Amazon, site visited Mar. 27, 2023: <https://www.amazon.com/dp/B0BNKG7RH8> (Year: 2022).*

“LaweinaKeven Bench Press Band” May 20, 2021, Amazon, site visited Mar. 27, 2023: <https://www.amazon.com/dp/B095BPYX36> (Year: 2021).*

“Sling Shot” Jul. 9, 2012, Amazon, site visited Mar. 27, 2023: <https://www.amazon.com/dp/B00RTKEADW> (Year: 2012).*

* cited by examiner



FIG. 1




FIG. 2




FIG. 3




FIG. 4