



US00D986986S

(12) **United States Design Patent**  
**Cai**

(10) **Patent No.:** **US D986,986 S**

(45) **Date of Patent:** **\*\* May 23, 2023**

(54) **ANIMAL DOLL**

(71) Applicant: **Shenzhen Juyuanxin Electronics Co., Ltd, Shenzhen (CN)**

(72) Inventor: **Xuefang Cai, Shenzhen (CN)**

(73) Assignee: **Shenzhen Juyuanxin Electronics Co., Ltd, Shenzhen (CN)**

(\*\*) Term: **15 Years**

(21) Appl. No.: **29/858,063**

(22) Filed: **Oct. 27, 2022**

(51) **LOC (14) Cl.** ..... **21-01**

(52) **U.S. Cl.**  
USPC ..... **D21/655**

(58) **Field of Classification Search**  
USPC ..... D21/490, 576, 596, 598-599, 602, 611,  
D21/618-620, 653, 655, 661, 658;  
D11/57, 134, 137, 158, 162, 141  
See application file for complete search history.

(56) **References Cited**

**U.S. PATENT DOCUMENTS**

D289,073 S *	3/1987	Fineman .....	D21/655
D292,727 S *	11/1987	Zacherle .....	D21/655
D295,654 S *	5/1988	Henn .....	D21/655
D298,067 S *	10/1988	Bussell .....	D21/655
D326,551 S *	5/1992	Liu .....	D11/148
D373,744 S *	9/1996	Wotton .....	D11/121
D425,582 S *	5/2000	Davick .....	D21/651
D432,599 S *	10/2000	Jager .....	D21/655
D478,364 S *	8/2003	Steele-Kurtin .....	D21/655

D559,341 S *	1/2008	Kittelsohn .....	D21/655
D586,230 S *	2/2009	Pierre .....	D21/655
D646,339 S *	10/2011	Marsac et al. ....	
D650,868 S *	12/2011	Dalton .....	D21/576
D709,144 S *	7/2014	Johnson .....	D21/655
D709,145 S *	7/2014	Johnson .....	D21/655
D713,898 S *	9/2014	Mina .....	D21/655
D748,207 S *	1/2016	Luo .....	D21/655
D750,713 S *	3/2016	Chang .....	D21/659
D830,617 S *	10/2018	Hateley .....	D26/98
D835,732 S *	12/2018	Koh .....	D21/655

\* cited by examiner

*Primary Examiner* — Michael C Stout

*Assistant Examiner* — Melvin L Davis

(74) *Attorney, Agent, or Firm* — Nitin Kaushik

(57) **CLAIM**

The ornamental design for an animal doll, as shown and described.

**DESCRIPTION**

FIG. 1 is a front perspective view of an animal doll, showing my new design;

FIG. 2 is a rear perspective view thereof;

FIG. 3 is a front view thereof;

FIG. 4 is a rear view thereof;

FIG. 5 is a right side view thereof;


FIG. 6 is a left side view thereof;

FIG. 7 is a top view thereof; and,

FIG. 8 is a bottom view thereof.

The broken line showing of the animal doll is for the purpose of illustrating portions of the article that forms no part of the claimed design.

**1 Claim, 8 Drawing Sheets**






FIG. 1



FIG. 2




FIG. 3



FIG. 4

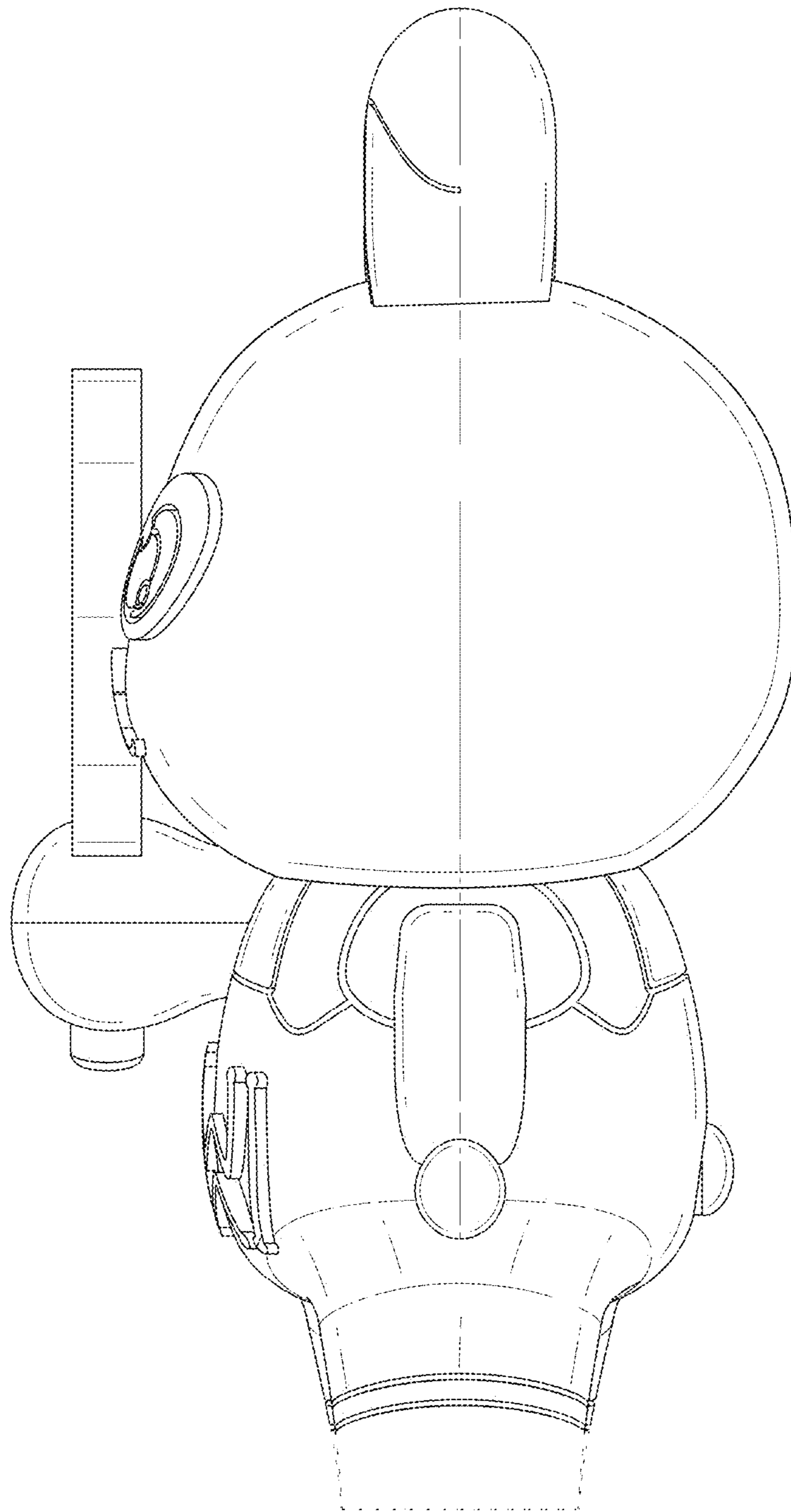


FIG. 5

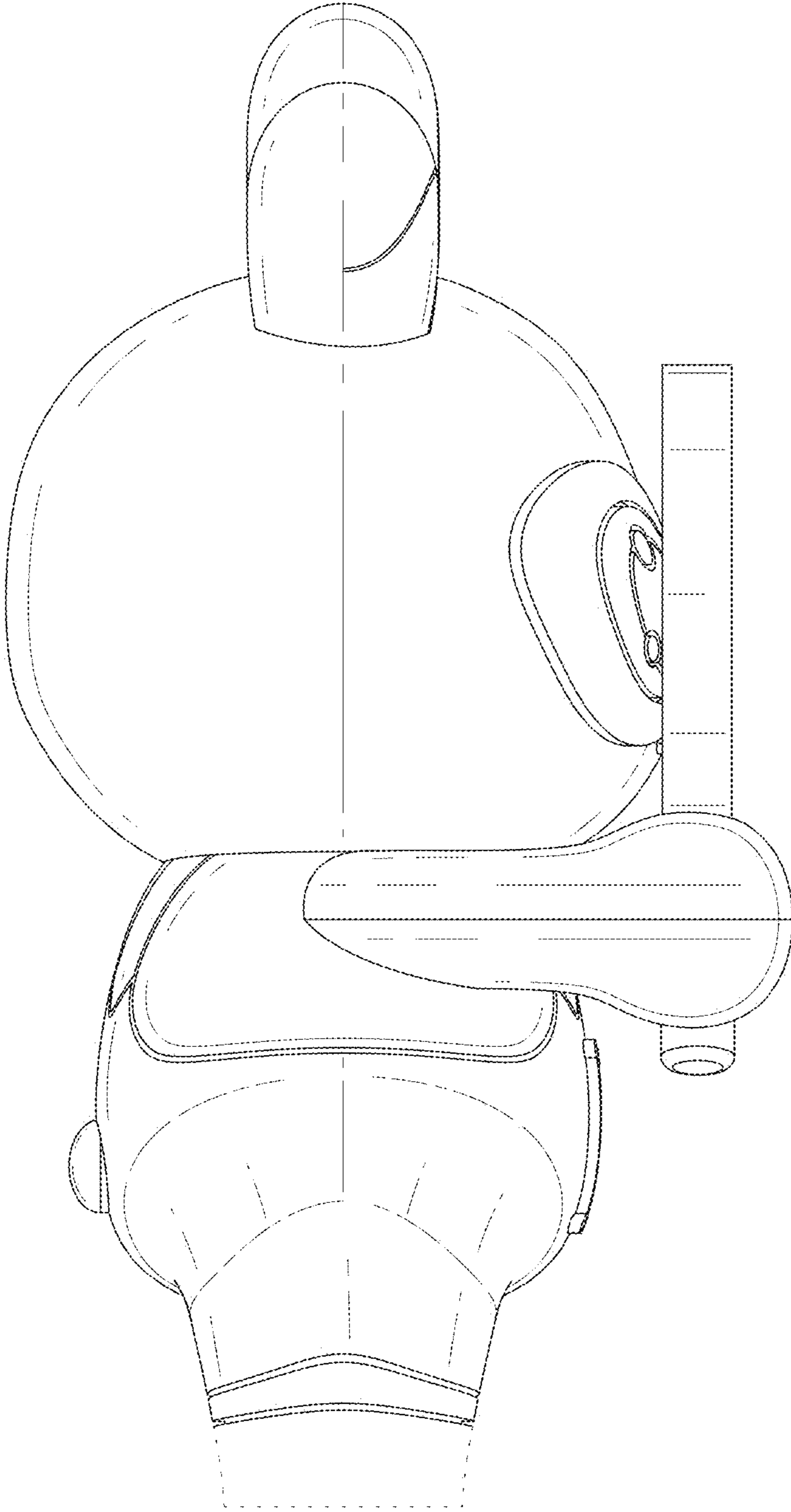


FIG. 6

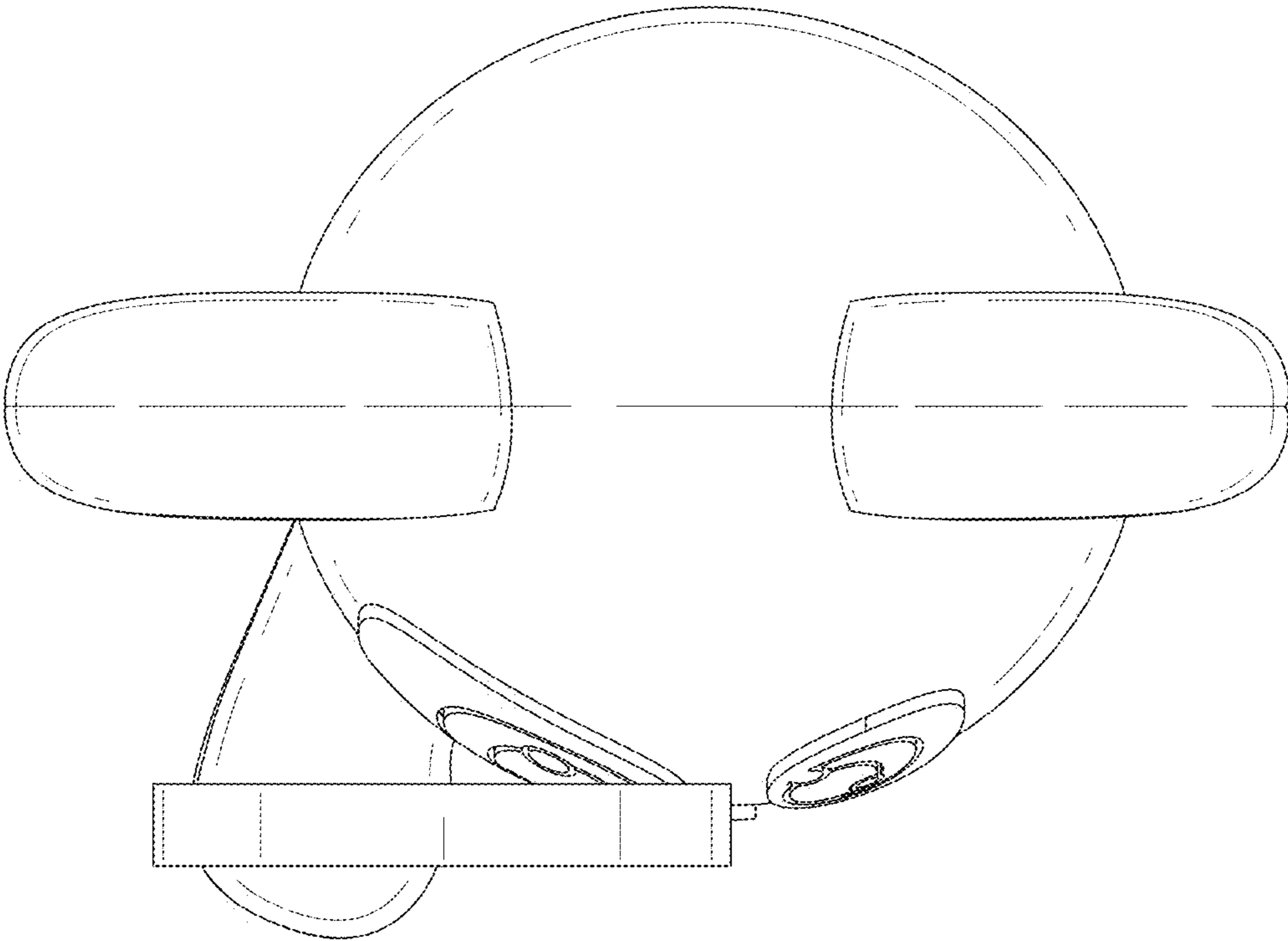


FIG. 7



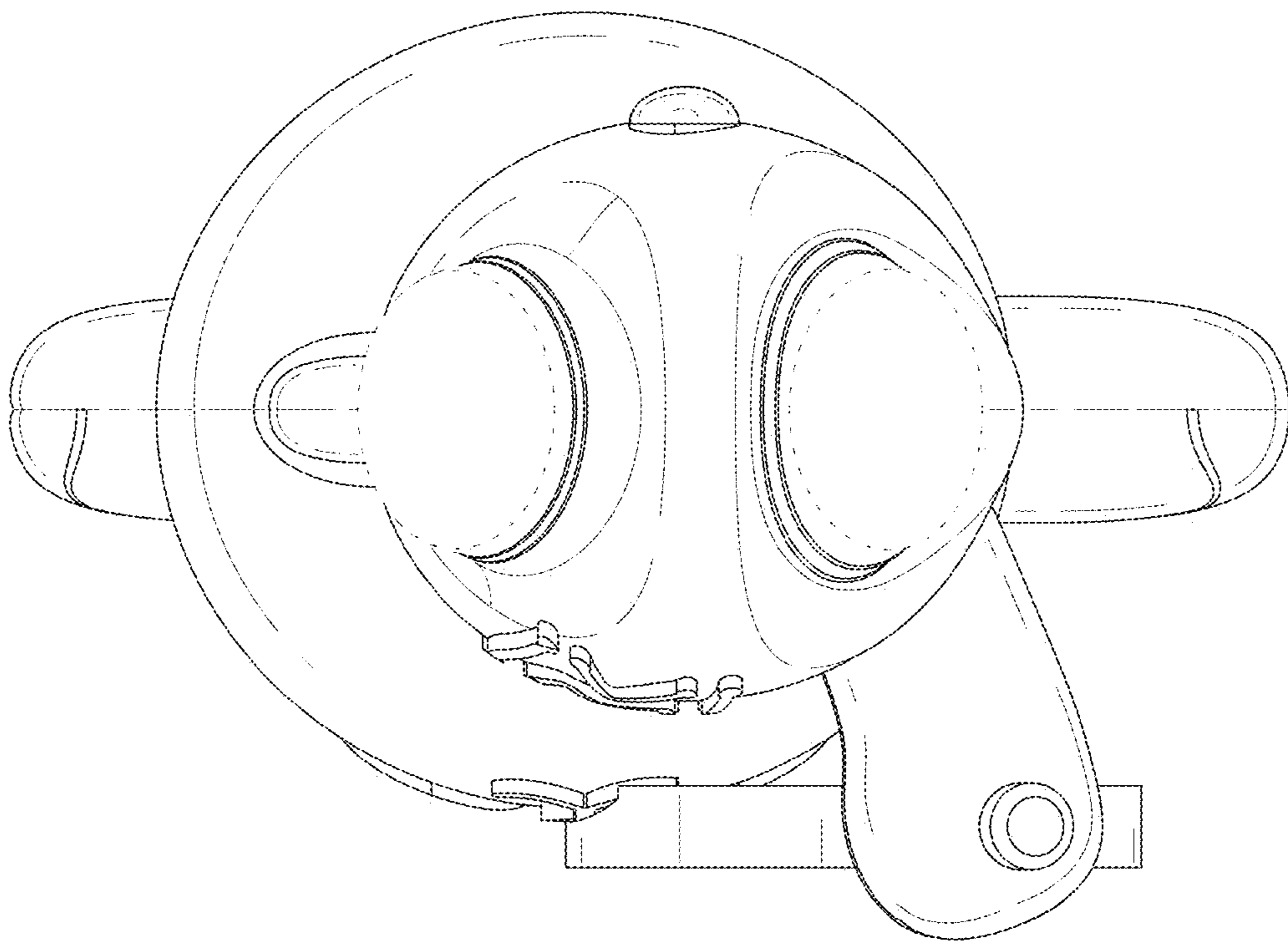


FIG. 8