



US00D986981S

(12) **United States Design Patent**  
**Engler et al.**

(10) **Patent No.:** **US D986,981 S**  
(45) **Date of Patent:** **\*\* May 23, 2023**

- (54) **COMPONENT OF A BLOCK GAME**
- (71) Applicant: **P&P IMPORTS LLC**, Irvine, CA (US)
- (72) Inventors: **Peter Engler**, Newport Beach, CA (US); **Peter Tanoury**, Newport Beach, CA (US)
- (\*\*) Term: **15 Years**
- (21) Appl. No.: **29/856,274**
- (22) Filed: **Oct. 12, 2022**

2,529,628	A *	11/1950	Polloek	.....	G09B 19/00	D19/64
D164,458	S *	9/1951	Stackhouse	.....	D21/350	
D368,744	S *	4/1996	Mazara	.....	A63F 9/1204	D21/500
5,611,544	A *	3/1997	Grebler	.....	A63F 9/0073	273/447
6,022,026	A *	2/2000	Johnson, III	.....	A63F 9/0073	273/293
D461,566	S *	8/2002	Ogawa	.....	D25/113	
6,679,496	B2 *	1/2004	Grebler	.....	A63F 9/0073	273/293
6,702,291	B2 *	3/2004	Grebler	.....	A63F 9/0073	273/296

(Continued)

**Related U.S. Application Data**

- (63) Continuation of application No. 29/823,421, filed on Jan. 17, 2022, which is a continuation of application No. 29/688,760, filed on Apr. 24, 2019, now Pat. No. Des. 944,896.

- (51) **LOC (14) Cl.** ..... **21-01**
- (52) **U.S. Cl.**  
USPC ..... **D21/491**; D21/386; D21/471
- (58) **Field of Classification Search**  
USPC ..... D21/386, 468, 471, 478, 484–505  
CPC ..... A63H 33/00; A63H 33/06; A63F 9/0073;  
A63F 2003/00716  
See application file for complete search history.

**References Cited**

**U.S. PATENT DOCUMENTS**

- (56)

D26,705	S *	3/1897	Hanson	.....	D21/480
1,307,331	A *	6/1919	Christoph	.....	A63F 9/10
					273/157 R
1,339,251	A *	5/1920	Yonemoto	.....	A63F 9/1204
					273/157 R
1,339,399	A *	5/1920	Kemp	.....	A63F 9/10
					273/157 R
1,652,152	A *	12/1927	Bible	.....	G09B 1/34
					434/96
1,856,650	A *	5/1932	McLintock	.....	G09B 1/06
					434/96

**OTHER PUBLICATIONS**

USPTO Notice of Allowance, U.S. Appl. No. 29/688,760, dated Dec. 17, 2021.

*Primary Examiner* — Cynthia M. Chin

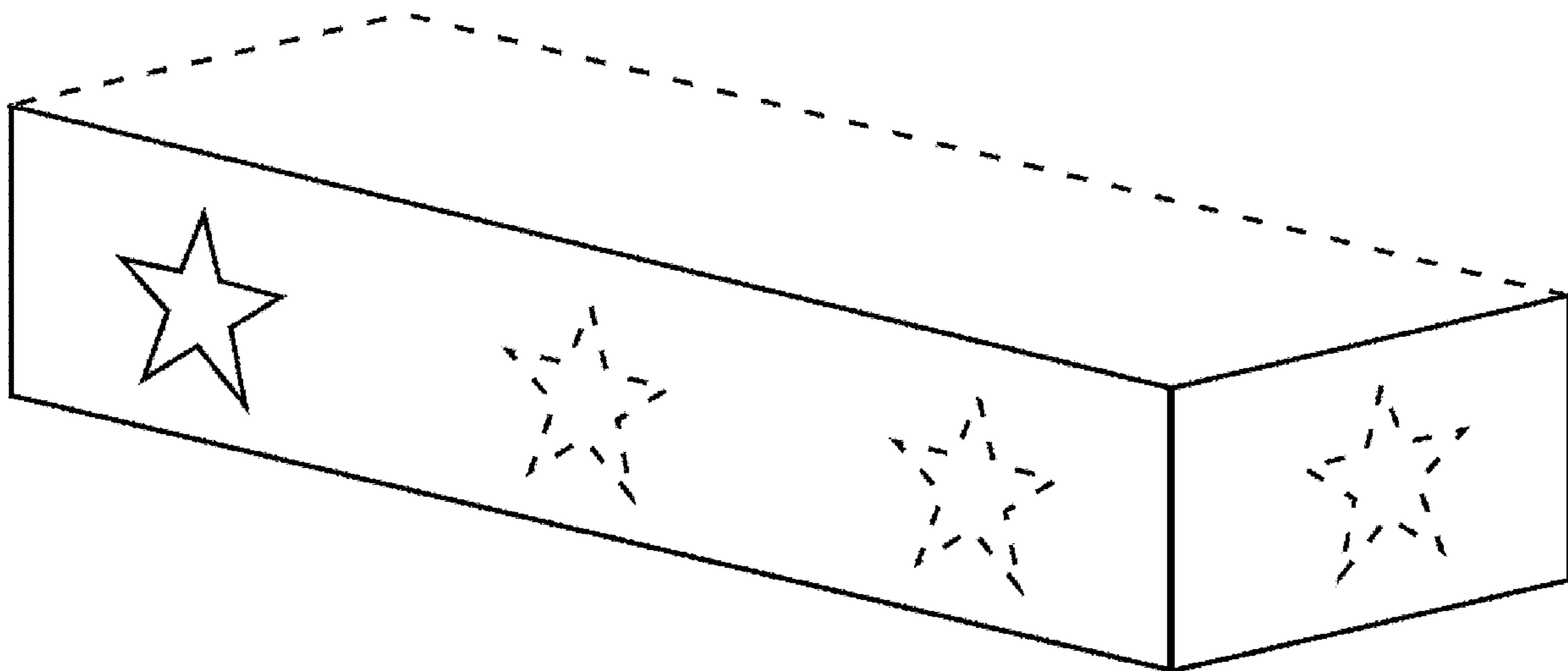
(57) **CLAIM**

The ornamental design for a component of a block game, as shown and described.

**DESCRIPTION**

FIG. 1 is a perspective view of a of a component of a block game showing our new design;  
 FIG. 2 is a front-side elevational view thereof;  
 FIG. 3 is a back-side elevational view thereof;  
 FIG. 4 is a left-side elevational view, the right-side elevational view being a mirror image thereof;  
 FIG. 5 is a perspective view thereof in an environment of use; and,  
 FIG. 6 is an exploded perspective view thereof in the environment of use.  
 The broken lines in the figures show portions of the design that form no part of the claimed design and/or are for environmental purposes.

**1 Claim, 6 Drawing Sheets**



(56)

**References Cited**

U.S. PATENT DOCUMENTS

D514,629 S \* 2/2006 Butcher ..... A63F 9/0073  
D21/386  
7,059,606 B2 \* 6/2006 Butcher ..... A63F 9/0073  
273/450  
8,556,264 B2 \* 10/2013 Benedict, III ..... A63F 3/0052  
273/272  
D872,809 S \* 1/2020 Huck ..... G09B 1/06  
D19/59  
D933,134 S \* 10/2021 Engler ..... D21/386  
11,369,863 B2 \* 6/2022 Yueh ..... A63F 9/26  
2012/0112410 A1 \* 5/2012 Landers ..... A63F 1/18  
273/153 R  
2019/0030421 A1 \* 1/2019 Jacobs ..... A63F 9/26  
2021/0106906 A1 \* 4/2021 Hedgeman ..... A63F 11/0011

\* cited by examiner

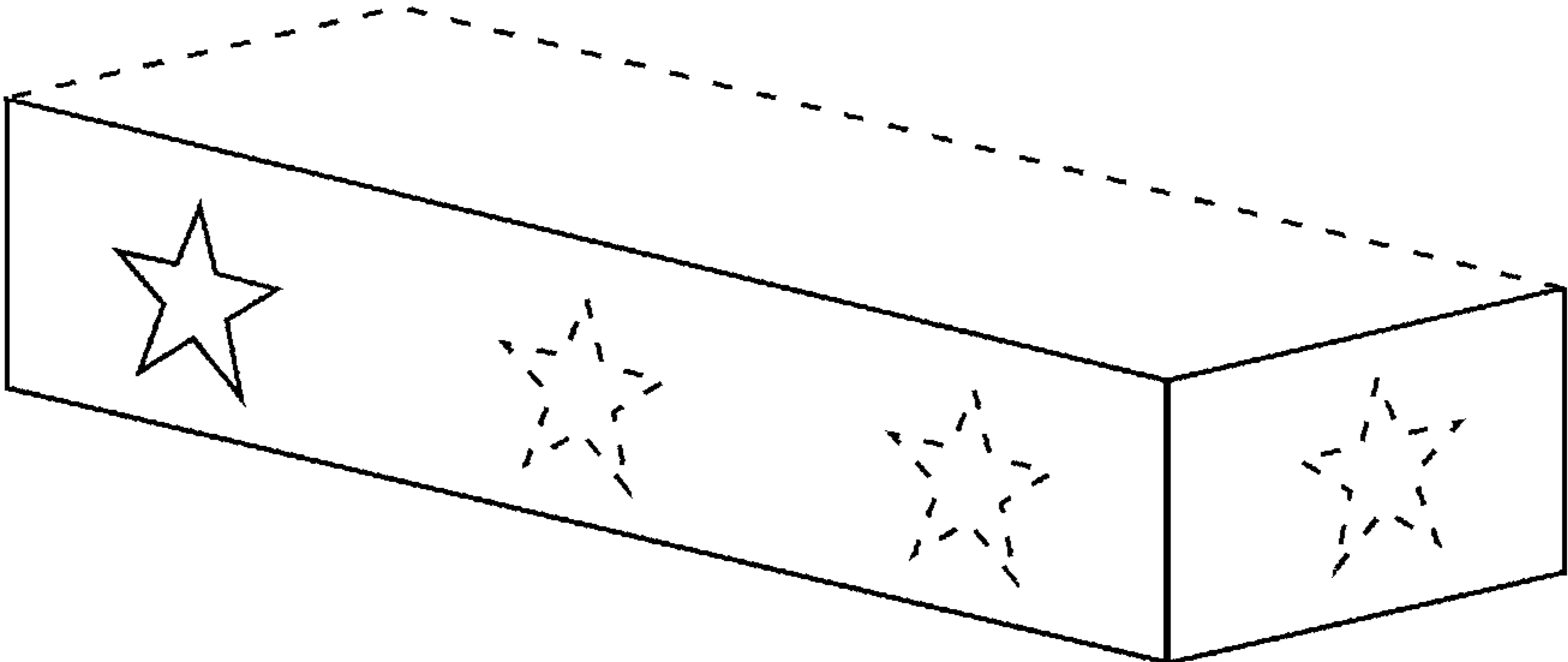
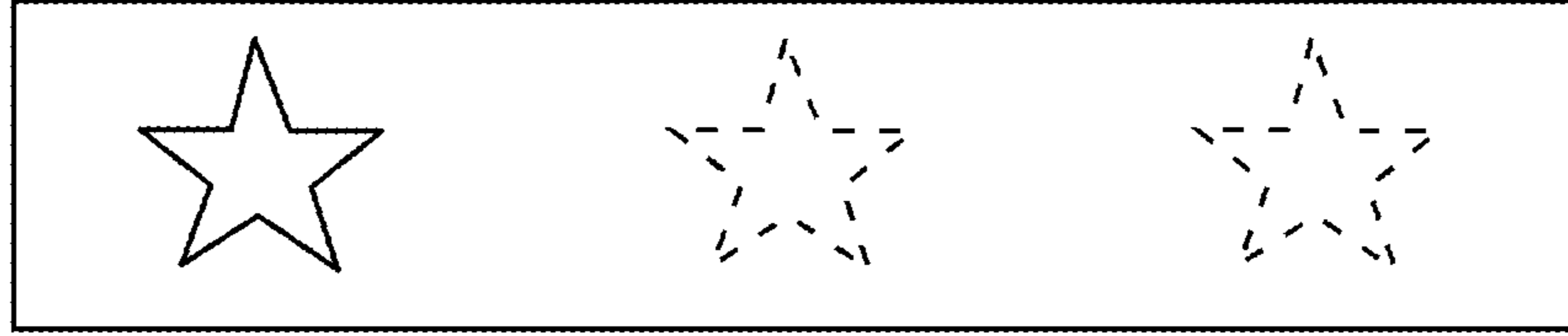


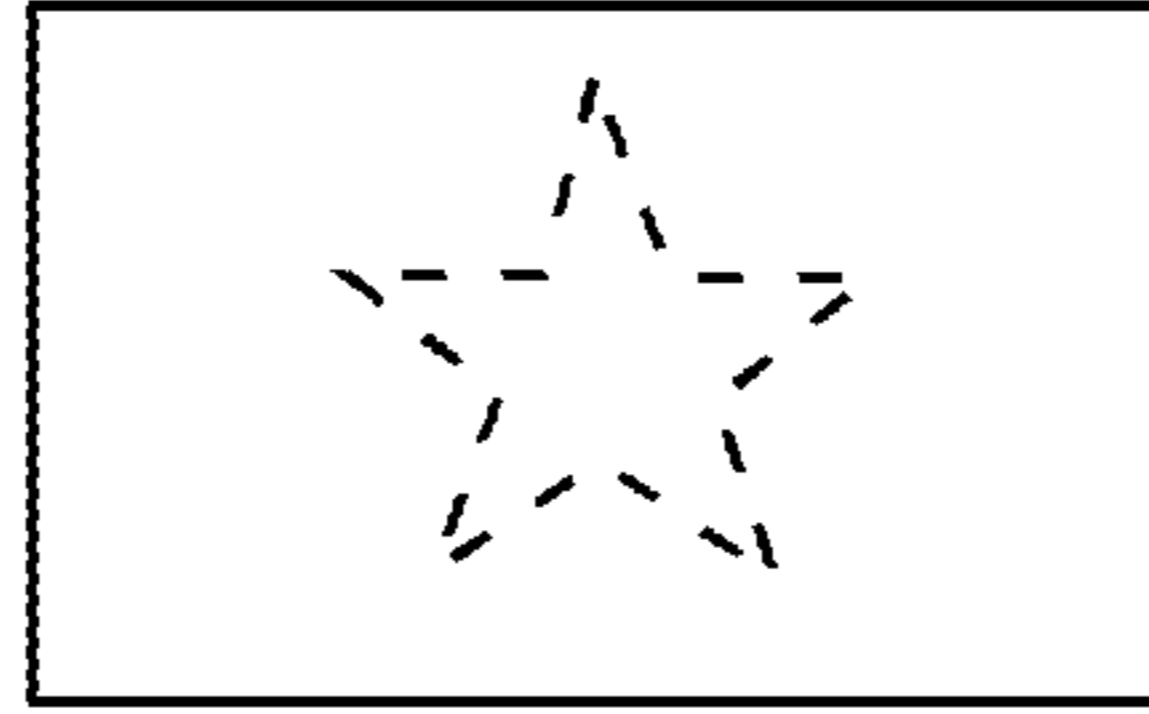
FIG. 1



**FIG. 2**



**FIG. 3**



**FIG. 4**

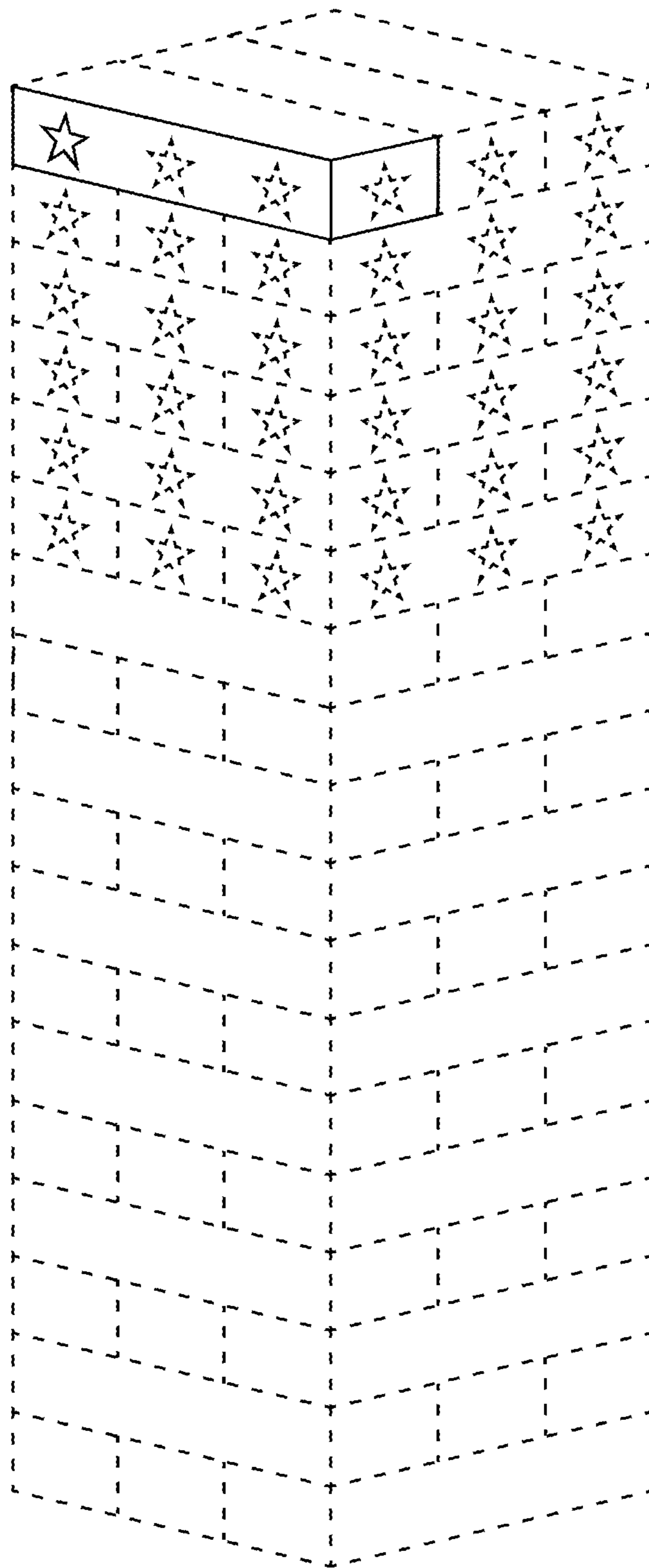


FIG. 5

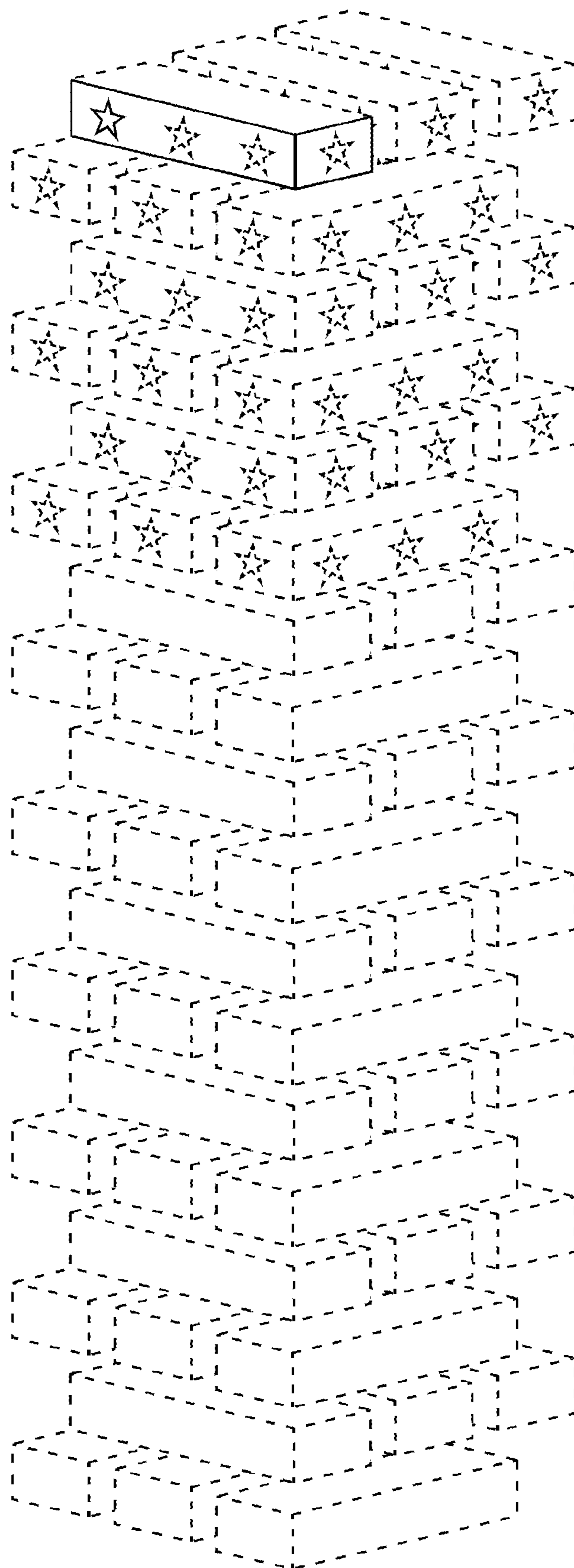


FIG. 6