



US00D986950S

(12) **United States Design Patent** (10) **Patent No.:** **US D986,950 S**
Xu (45) **Date of Patent:** **** May 23, 2023**

(54) **SUNGLASSES**
(71) Applicant: **Haoyuan Xu**, Shanghai (CN)
(72) Inventor: **Haoyuan Xu**, Shanghai (CN)
(**) Term: **15 Years**

D856,405 S * 8/2019 Craig D16/326
D857,089 S * 8/2019 Harmon D16/326
D865,857 S * 11/2019 Jiang D16/326
D872,795 S * 1/2020 Craig D16/326
D888,143 S * 6/2020 Sheldon D16/326
D908,786 S * 1/2021 Chen D16/326
D941,907 S * 1/2022 Xu D16/326
D954,807 S * 6/2022 Jamin D16/326

(21) Appl. No.: **29/781,477**
(22) Filed: **Apr. 30, 2021**
(51) **LOC (14) Cl.** **16-06**
(52) **U.S. Cl.**
USPC **D16/322; D16/326**
(58) **Field of Classification Search**
USPC D16/100, 101, 300, 301, 313-315,
D16/319-330, 332-335; D14/372
CPC G02C 2200/08; G02C 5/14; G02C 5/008;
G02C 7/10
See application file for complete search history.

OTHER PUBLICATIONS

“Rectangle Magnetic Snap-On Set 640421,” Aug. 7, 2019, retrieved Nov. 9, 2022 from <https://www.zennioptical.com/p/mens-halfrim-plastic-rectangle-eyeglass-frames/6404?skuId=640421> (Year: 2019).*

* cited by examiner

Primary Examiner — Maria J. Edwards
Assistant Examiner — Dina Michelle Hoeynck

(57) **CLAIM**

The ornamental design for sunglasses, as shown and described.

(56) **References Cited**

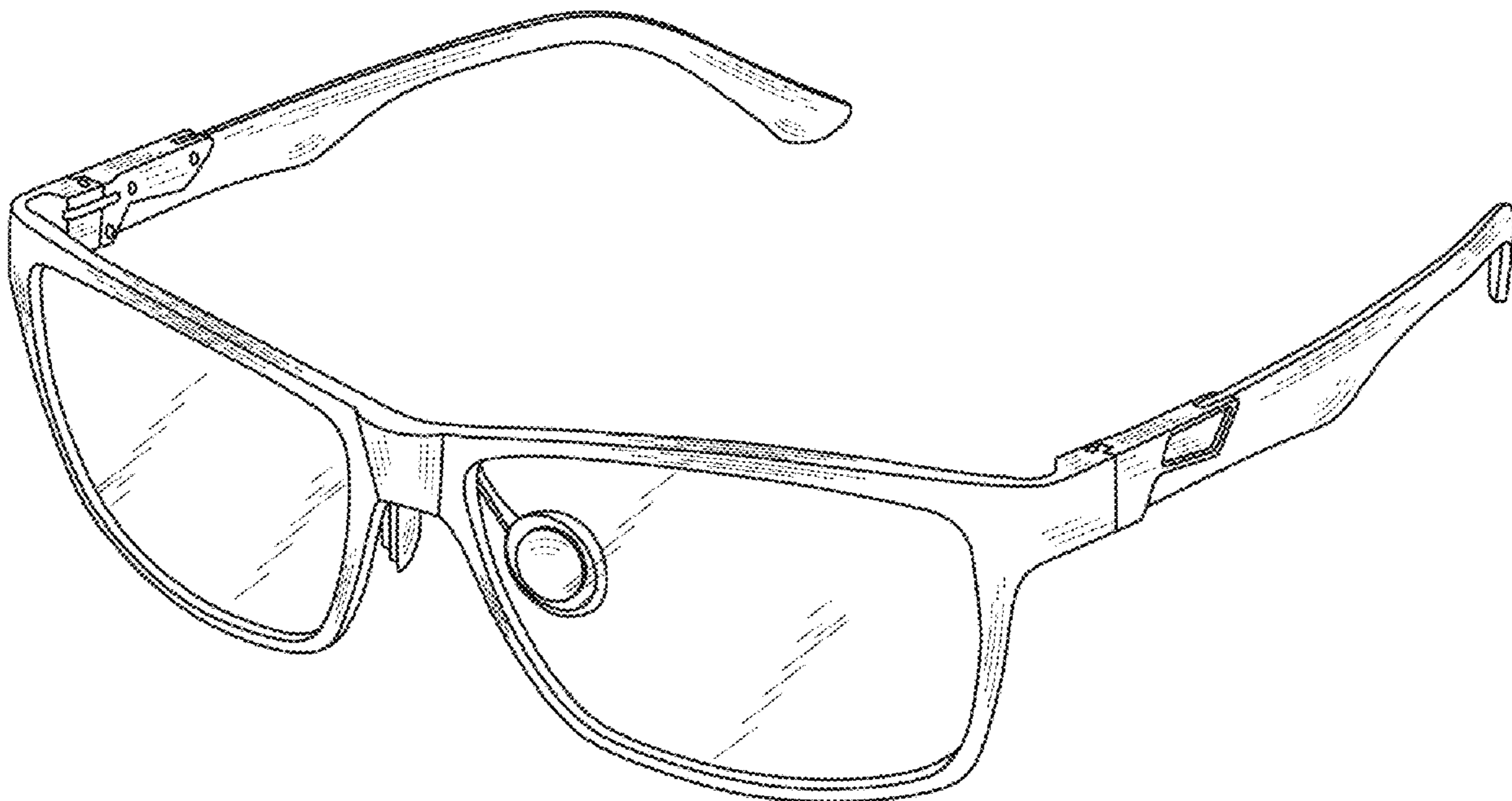
U.S. PATENT DOCUMENTS

D638,464 S * 5/2011 Schwarzbauer D16/329
D650,825 S * 12/2011 Yee D16/325
D728,669 S * 5/2015 Kroman D16/332
D746,358 S * 12/2015 Markovitz D16/320
D763,945 S * 8/2016 Thixton D16/326
D802,047 S * 11/2017 Chae D16/325
D815,189 S * 4/2018 Markovitz D16/326
D818,521 S * 5/2018 Markovitz D16/325
D842,366 S * 3/2019 Giqueaux D16/326
D843,439 S * 3/2019 Harmon D16/325
D850,522 S * 6/2019 Thixton D16/325

DESCRIPTION

FIG. 1 is a perspective view of sunglasses showing my new design;
FIG. 2 is a front elevation view thereof;
FIG. 3 is a rear elevation view thereof;
FIG. 4 is a left side elevation view thereof;
FIG. 5 is a right side elevation view thereof;
FIG. 6 is a top plan view thereof; and,
FIG. 7 is a bottom plan view thereof.

1 Claim, 7 Drawing Sheets



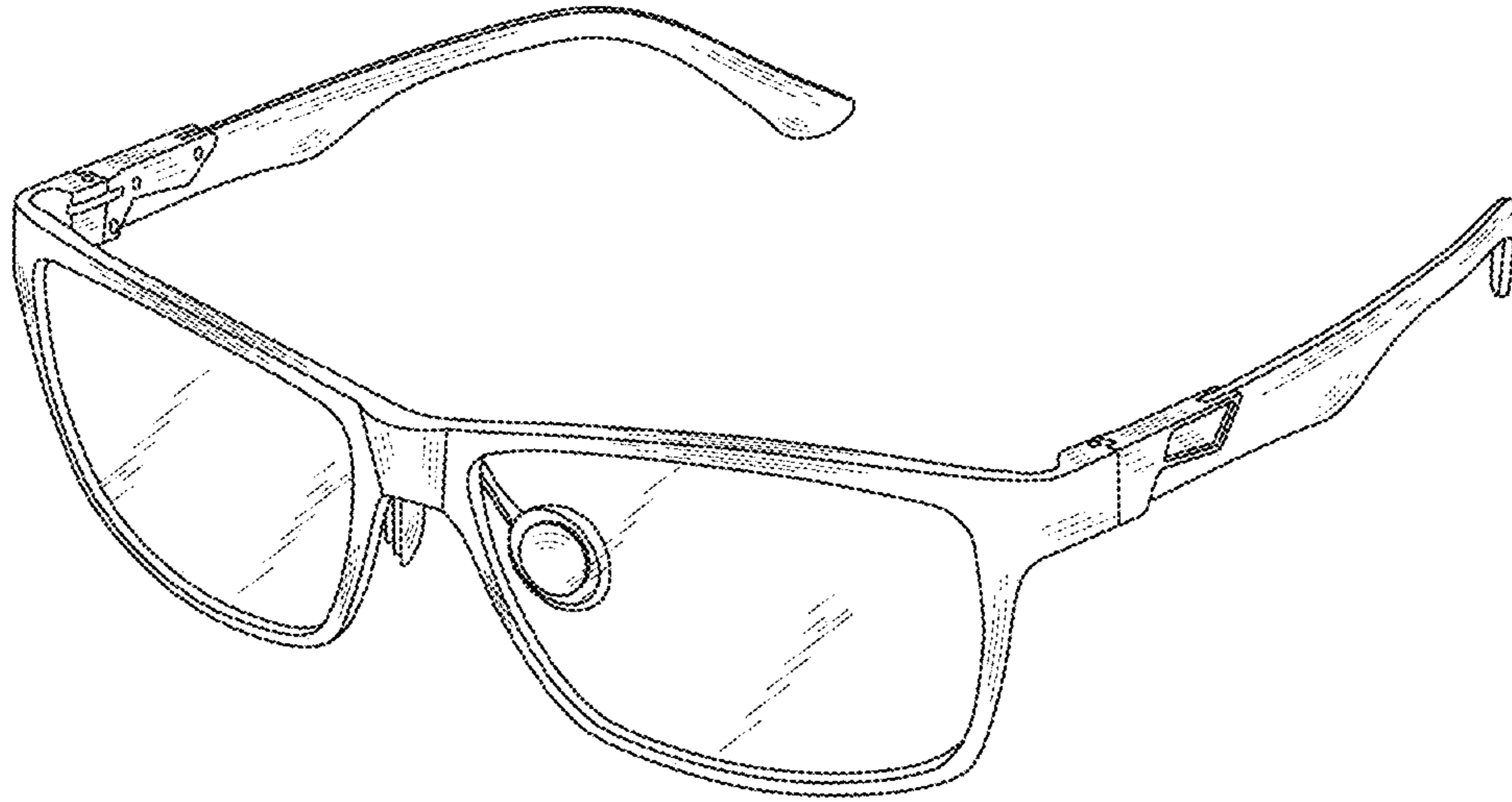


FIG. 1

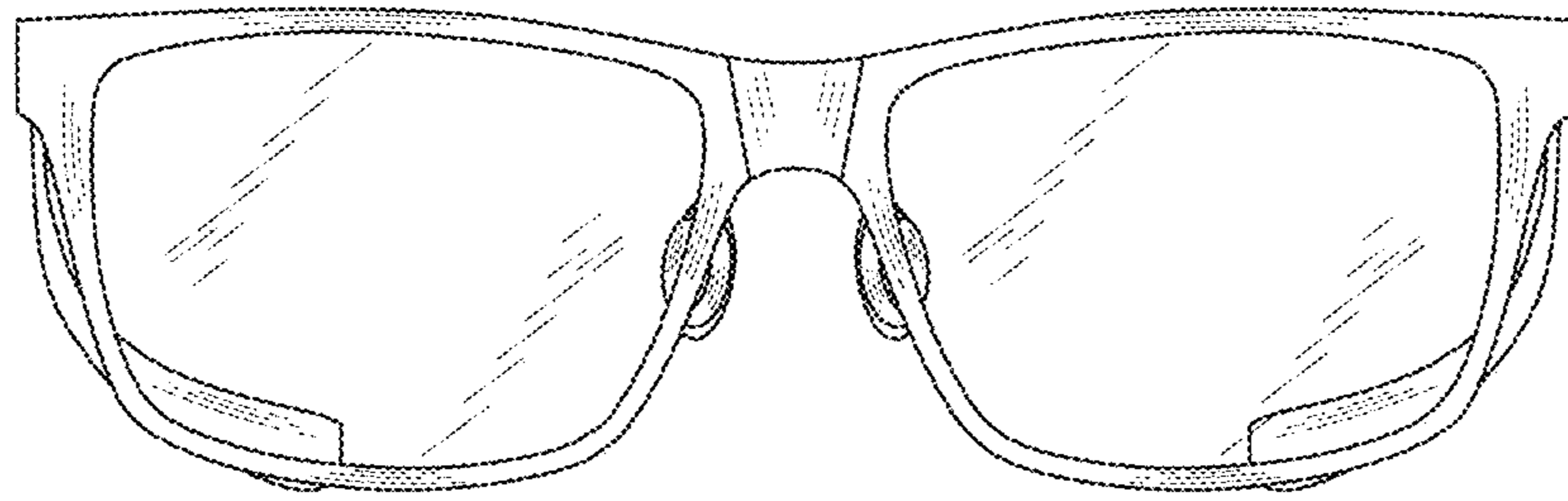


FIG. 2

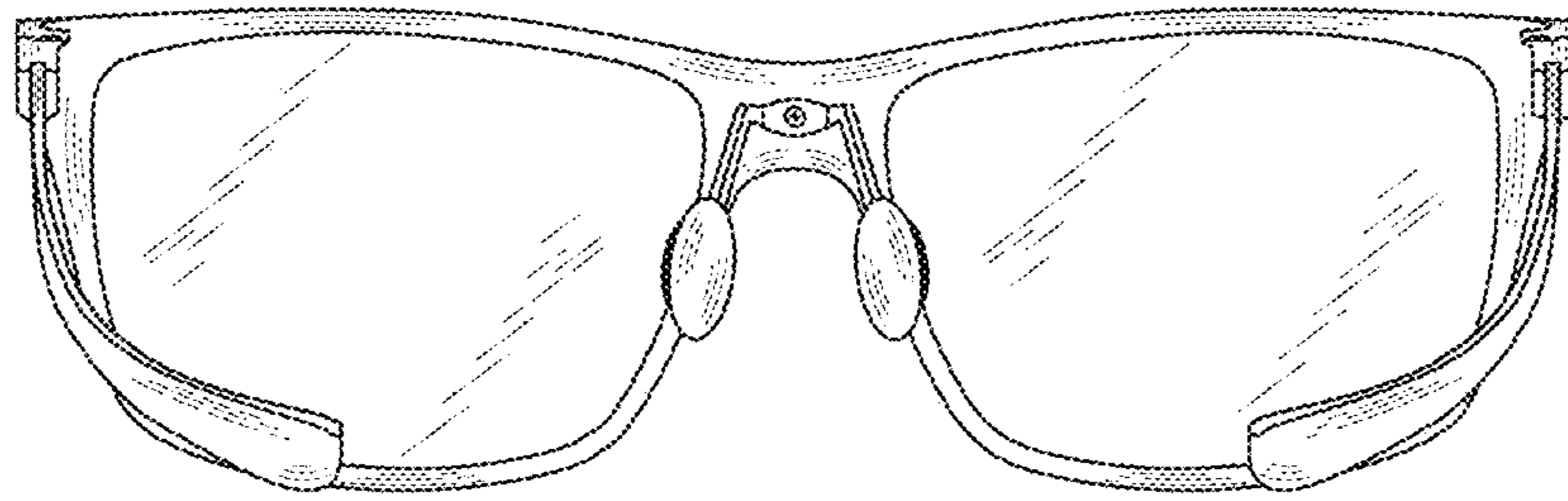


FIG. 3

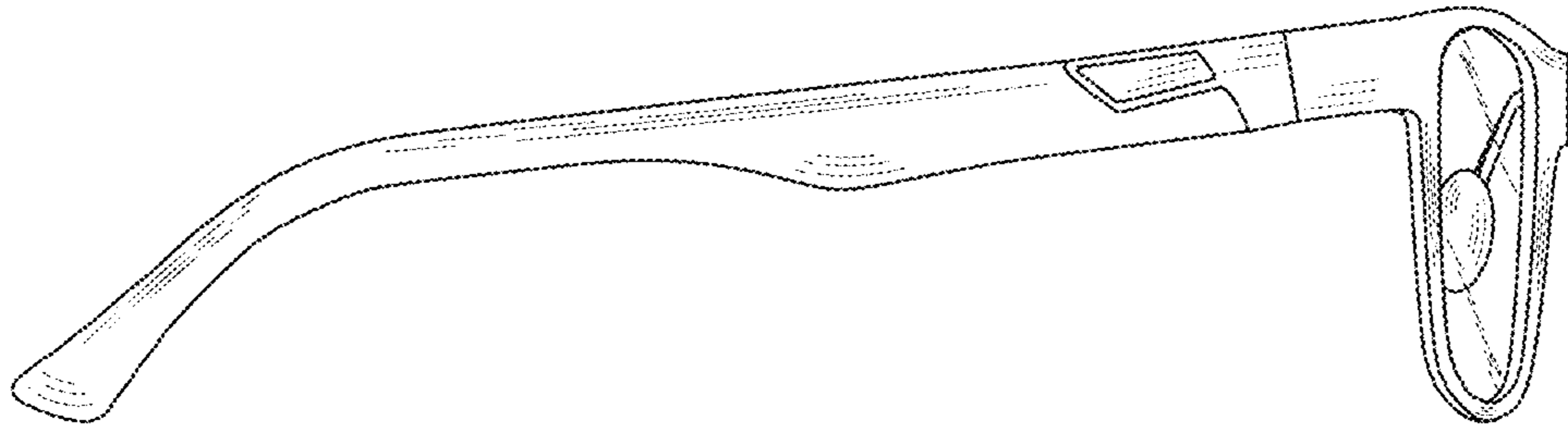


FIG. 4

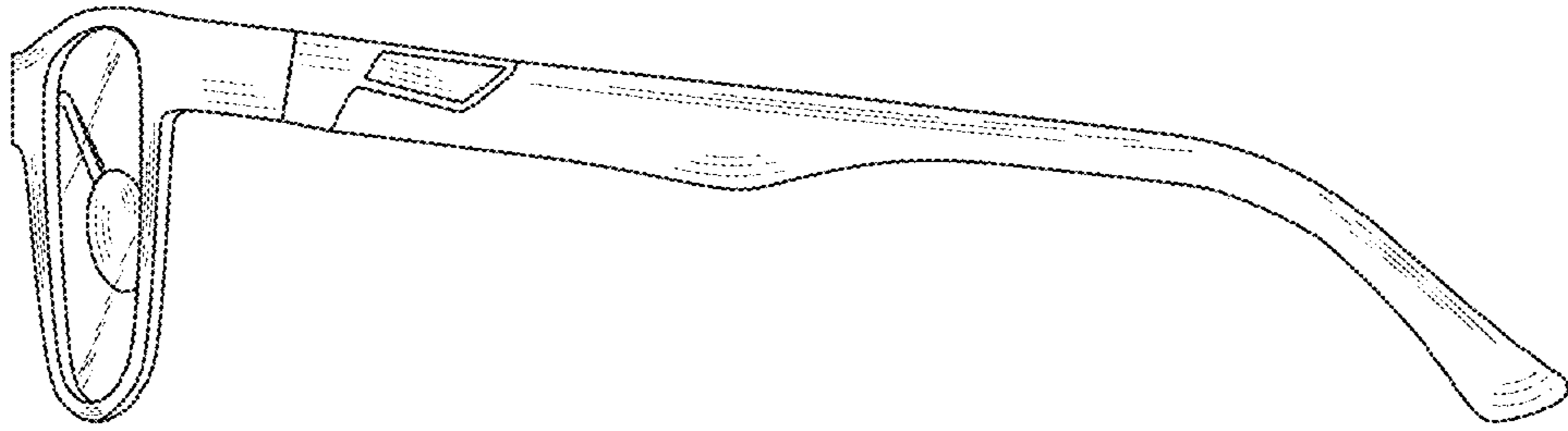


FIG. 5




FIG. 6

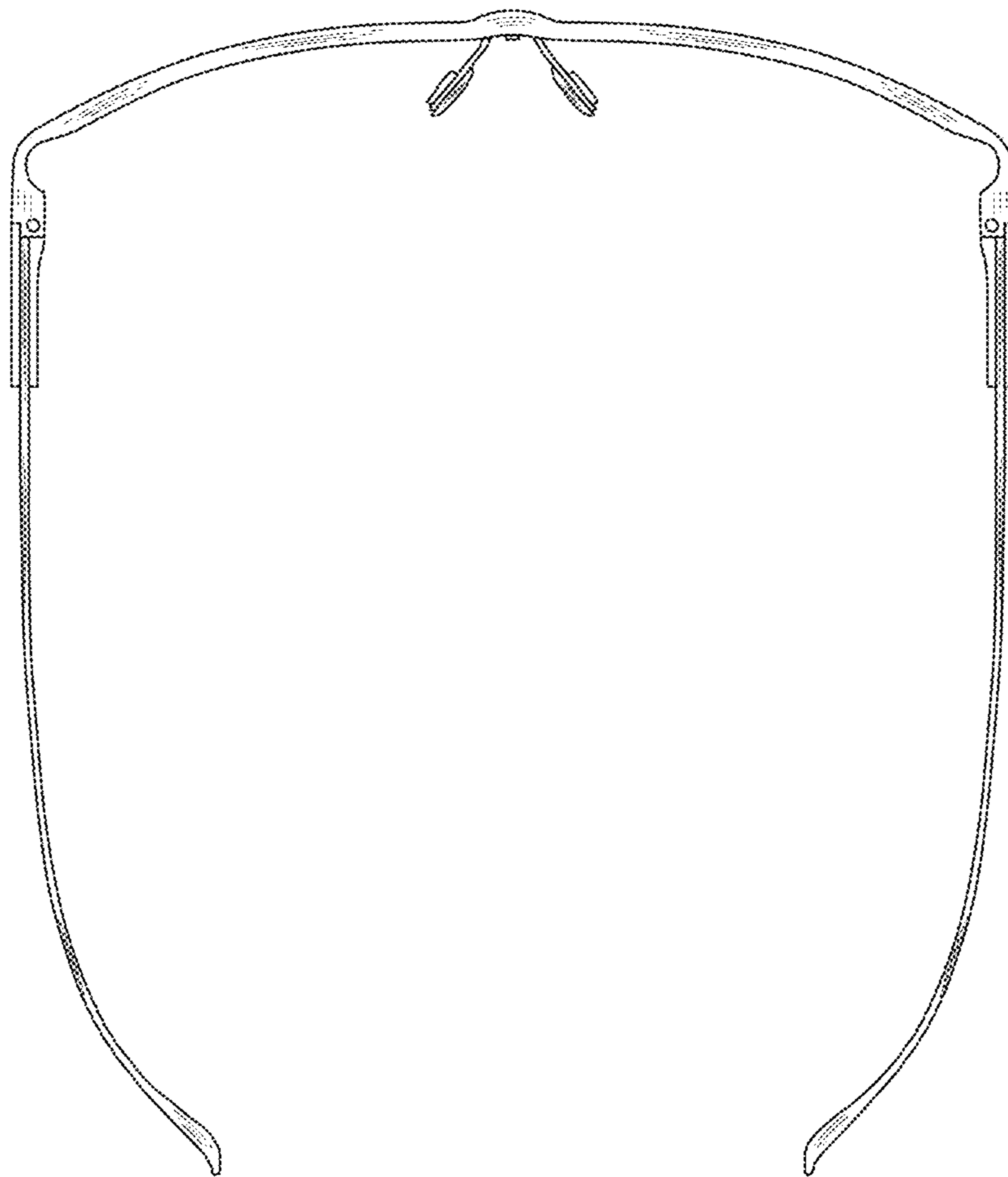


FIG. 7