



US00D986935S

(12) **United States Design Patent** (10) **Patent No.:** **US D986,935 S**
Lee et al. (45) **Date of Patent:** **** *May 23, 2023**

(54) **CUTTING INSERT**

(71) Applicant: **KORLOY INC.**, Seoul (KR)

(72) Inventors: **Nam Seon Lee**, Cheongju-si (KR); **Min Seok Oh**, Cheongju-si (KR); **Young Heum Kim**, Cheongju-si (KR)

(*) Notice: This patent is subject to a terminal disclaimer.

(**) Term: **15 Years**

(21) Appl. No.: **35/514,335**

(22) Filed: **Apr. 15, 2022**

(80) **Hague Agreement Data**

Int. Filing Date: **Apr. 15, 2022**

Int. Reg. No.: **DM/220756**

Int. Reg. Date: **Apr. 15, 2022**

Int. Reg. Pub. Date: **May 20, 2022**

(30) **Foreign Application Priority Data**

Nov. 10, 2021 (KR) 30-2021-0053433

(51) **LOC (14) Cl.** **15-09**

(52) **U.S. Cl.**
USPC **D15/139**

(58) **Field of Classification Search**

USPC D8/20, 70, 71, 90, 98; D15/21, 28, 77, D15/126, 131-133, 138, 139, 144

CPC B23C 2200/0494; B23C 2200/086; B23C 2200/128; B23C 2200/362; B23C 2210/03; B23C 2210/02; B23C 5/15; B23C 5/06; B23C 5/207; B27G 13/00; B27G 13/10; B02C 13/28; B02C 13/2804; B02C 4/305; B02C 7/12; B02C 18/18; B23B 2200/321; B23B 2200/087; B23B 27/007; B23B 27/143; B23B 51/02; B23B 51/048

See application file for complete search history.

(56) **References Cited**

U.S. PATENT DOCUMENTS

5,207,538 A * 5/1993 Satran B23C 5/2213 D15/139
D342,269 S * 12/1993 Arai D15/139
D345,984 S * 4/1994 Ishikawa D15/139
D357,692 S * 4/1995 Ishikawa D15/139
D376,158 S * 12/1996 Hessman D15/139
D381,026 S * 7/1997 Hessman D15/139

(Continued)

OTHER PUBLICATIONS

Korloy, TP8P page, (site visited Nov. 17, 2022), Korloy website, URL:<www.korloy.com/en/prdinfo/view.do?id_product=942&category=&pageIndex=1&searchCondition=&searchKeyword=&page=P> (Year: 2022).*

Primary Examiner — Calvin E Vansant

Assistant Examiner — Mark T. Philipps

(74) *Attorney, Agent, or Firm* — Rabin & Berdo, P.C.

(57) **CLAIM**

The ornamental design for a cutting insert, as shown and described.

DESCRIPTION

1. Cutting insert

1.1 : Perspective

1.2 : Front

1.3 : Back

1.4 : Top

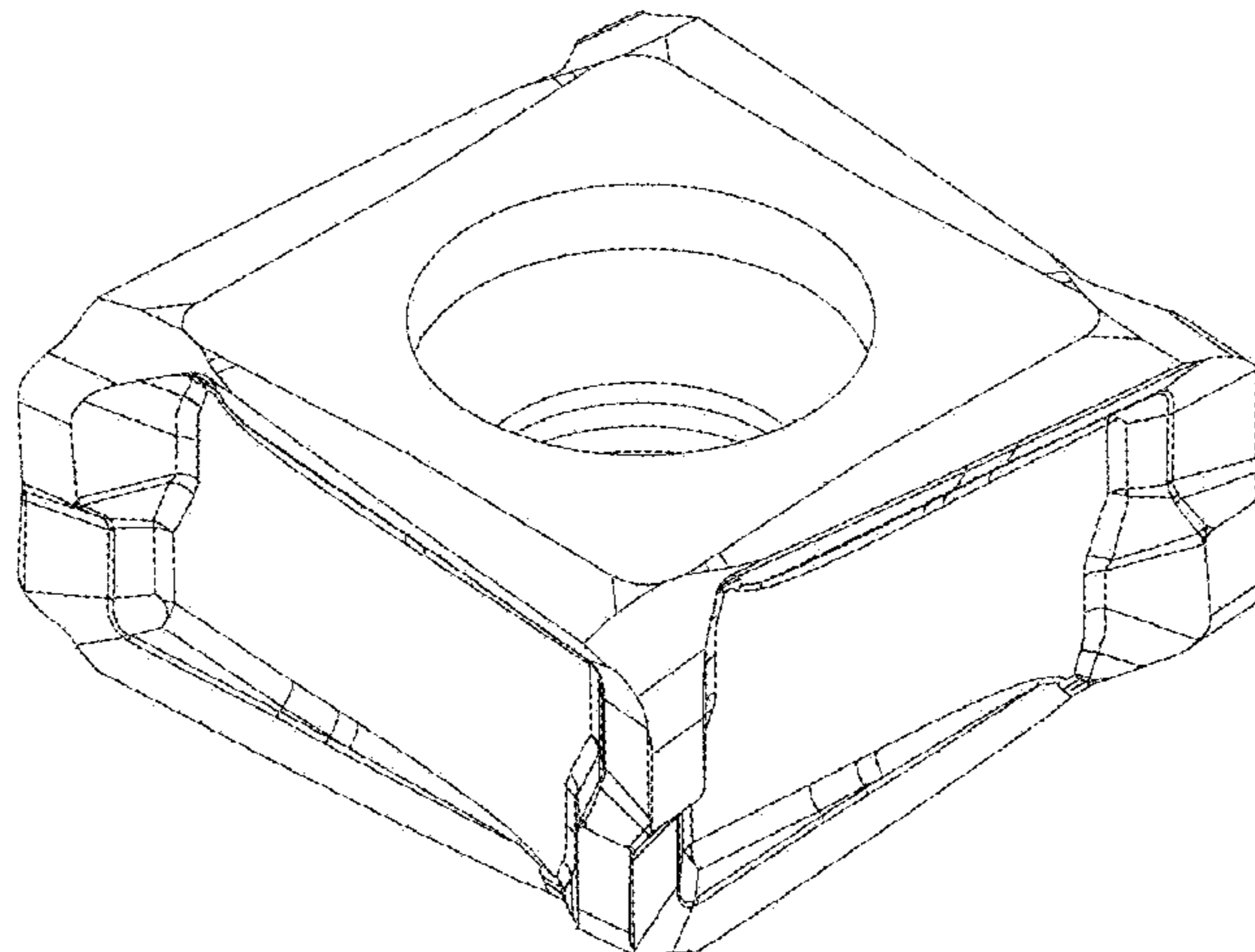
1.5 : Bottom

1.6 : Left

1.7 : Right

The cutting insert has an approximately rectangular shape in a plan view; a square part with rounded corners is placed in the inserts center; the four corners of the insert are protruding; a triangular shape is arranged on the four sides of the square part, and it is arranged so that the width increases from one corner to the other corner of the insert; further, the insert is approximately rectangular in shape in the front

(Continued)



view; a planar part is provided in the center, and the inclined surfaces are formed on the periphery of the planar part.

1 Claim, 7 Drawing Sheets

(56)

References Cited

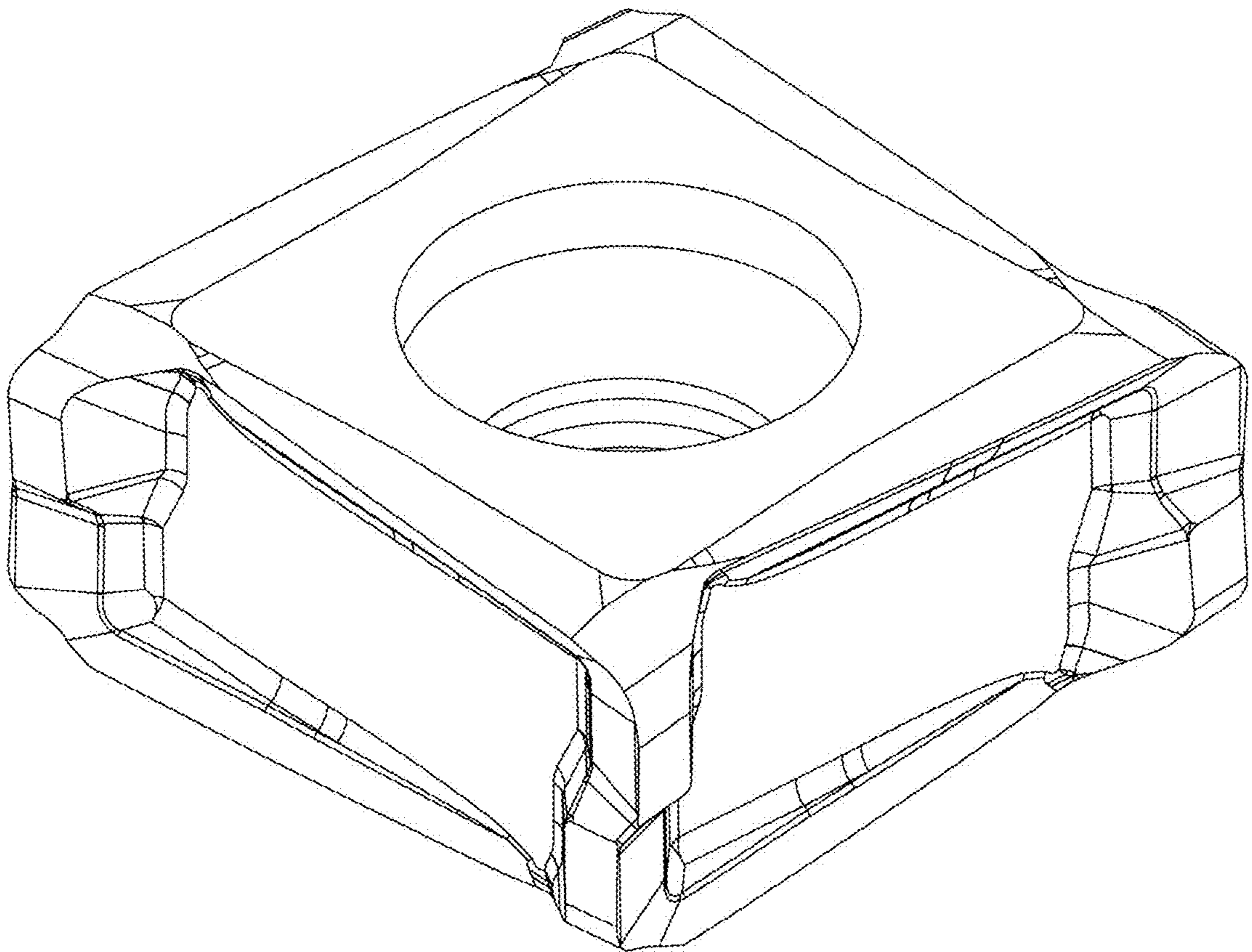
U.S. PATENT DOCUMENTS

D409,633 S * 5/1999 Bernadic D15/139
 D422,608 S * 4/2000 Malaker D15/139
 D425,086 S * 5/2000 Bernadic D15/139
 D488,175 S * 4/2004 Kasperik D15/139
 7,168,512 B2 * 1/2007 Schuffenhauer B23C 5/2213
 407/62
 D585,467 S * 1/2009 Takanashi D15/139
 D589,542 S * 3/2009 Takanashi D15/139
 D748,703 S * 2/2016 Nam D15/139
 D772,319 S * 11/2016 Nam D15/139
 D772,963 S * 11/2016 Nam D15/139
 9,808,871 B2 * 11/2017 Choi B23C 5/2226
 D805,566 S * 12/2017 Oh B25C 5/06
 D15/139
 D816,133 S * 4/2018 Mura D15/139
 D816,134 S * 4/2018 Mura D15/139

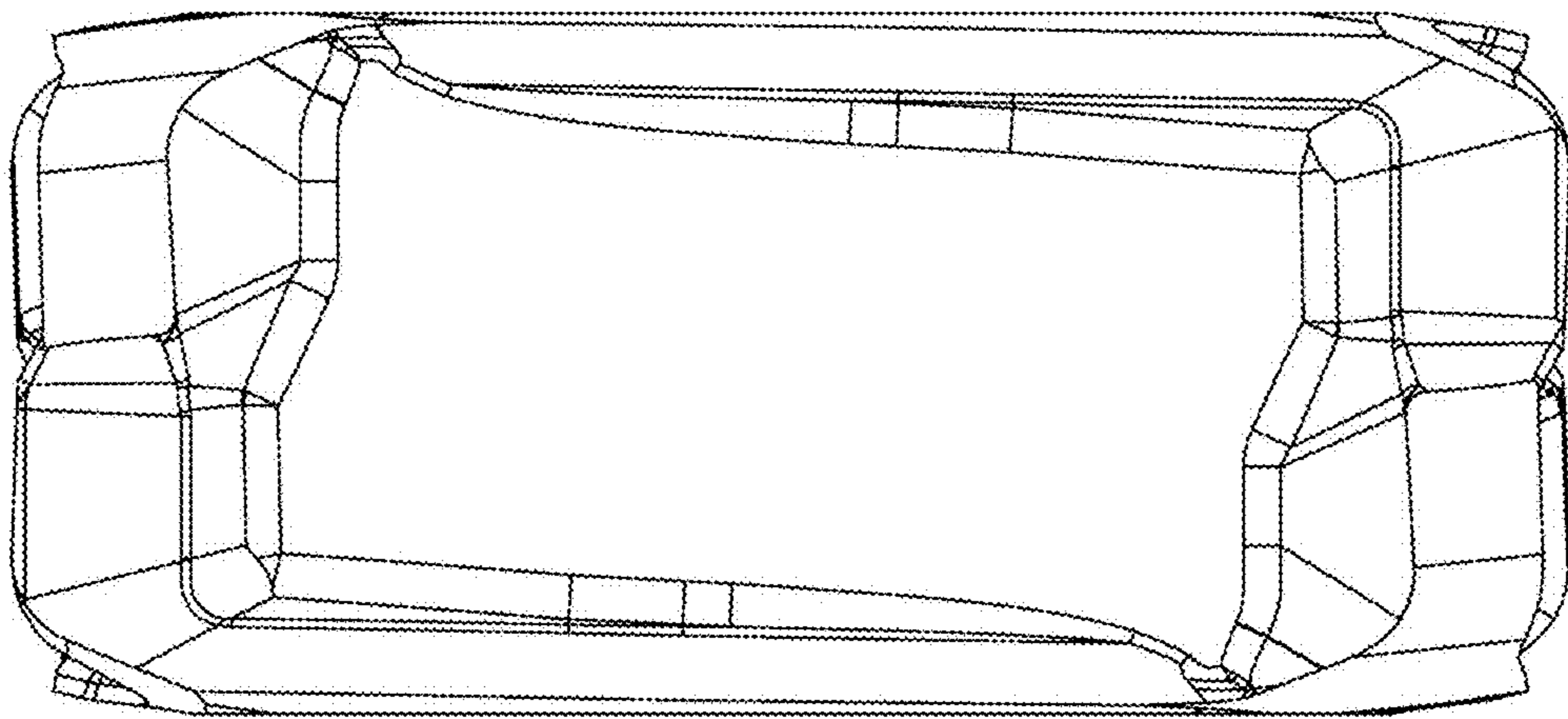
D826,664 S * 8/2018 Matsubara D15/139
 D828,414 S * 9/2018 Takahashi D15/139
 10,086,447 B2 * 10/2018 Nam B23C 5/06
 D872,784 S * 1/2020 Inagaki B23C 5/202
 D15/139
 D898,085 S * 10/2020 Kim B23C 5/202
 D15/139
 D921,075 S * 6/2021 Park D15/139
 D922,460 S * 6/2021 Park D15/139
 D923,676 S * 6/2021 Kim B23C 5/06
 D15/139
 D927,572 S * 8/2021 Nam B23C 5/202
 D15/139
 D927,573 S * 8/2021 Kim B23C 5/202
 D15/139
 11,117,201 B2 * 9/2021 Lee B23C 5/20
 11,117,202 B2 * 9/2021 Lee B23C 5/06
 D935,498 S * 11/2021 Schleicher D15/139
 D936,713 S * 11/2021 Endoh D15/139
 D960,945 S * 8/2022 Endoh D15/139
 D968,489 S * 11/2022 Zeiner D15/139
 2011/0038677 A1 * 2/2011 Sung B23C 5/202
 407/113
 2015/0202697 A1 * 7/2015 Shiota B23C 5/109
 407/42
 2015/0246398 A1 * 9/2015 Kawasaki B23B 51/00
 407/115

* cited by examiner

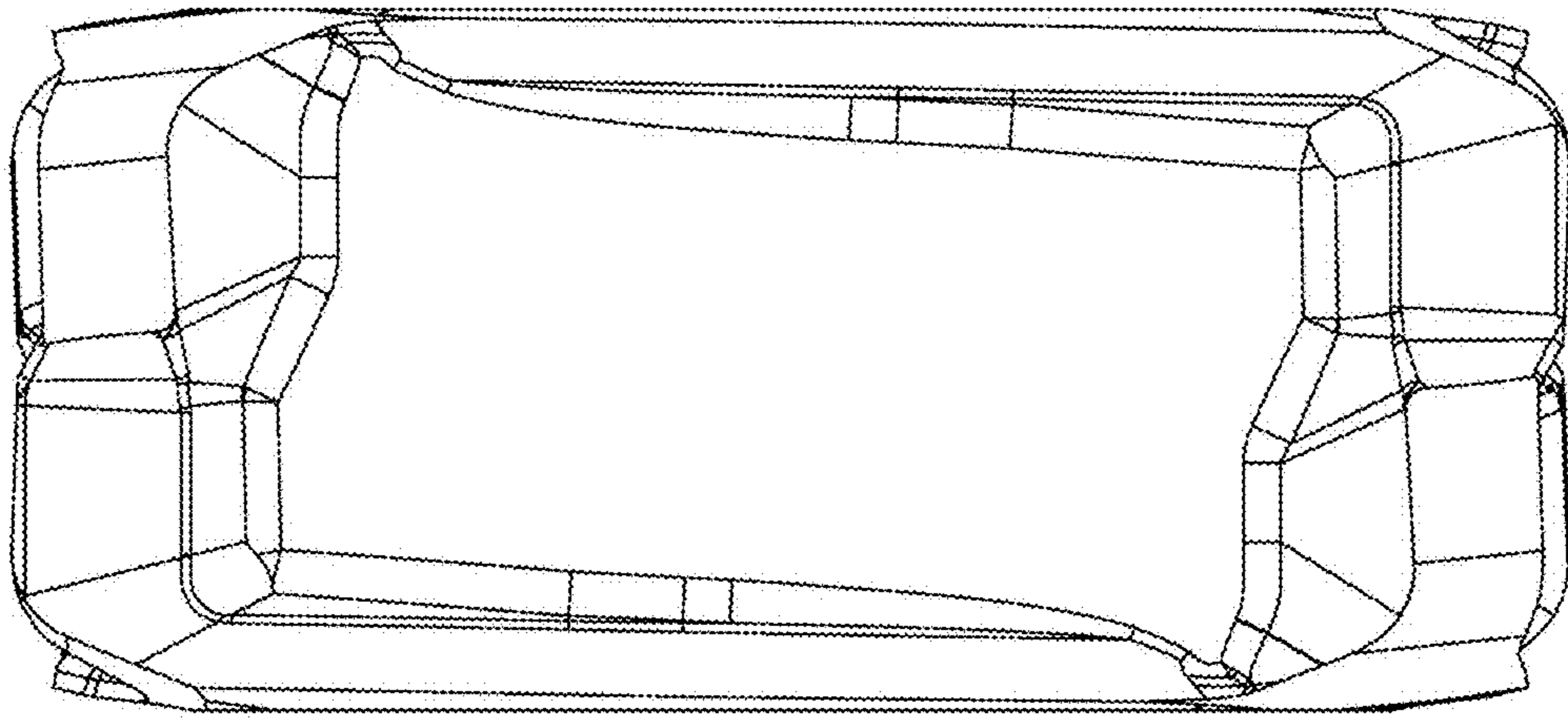
1.1



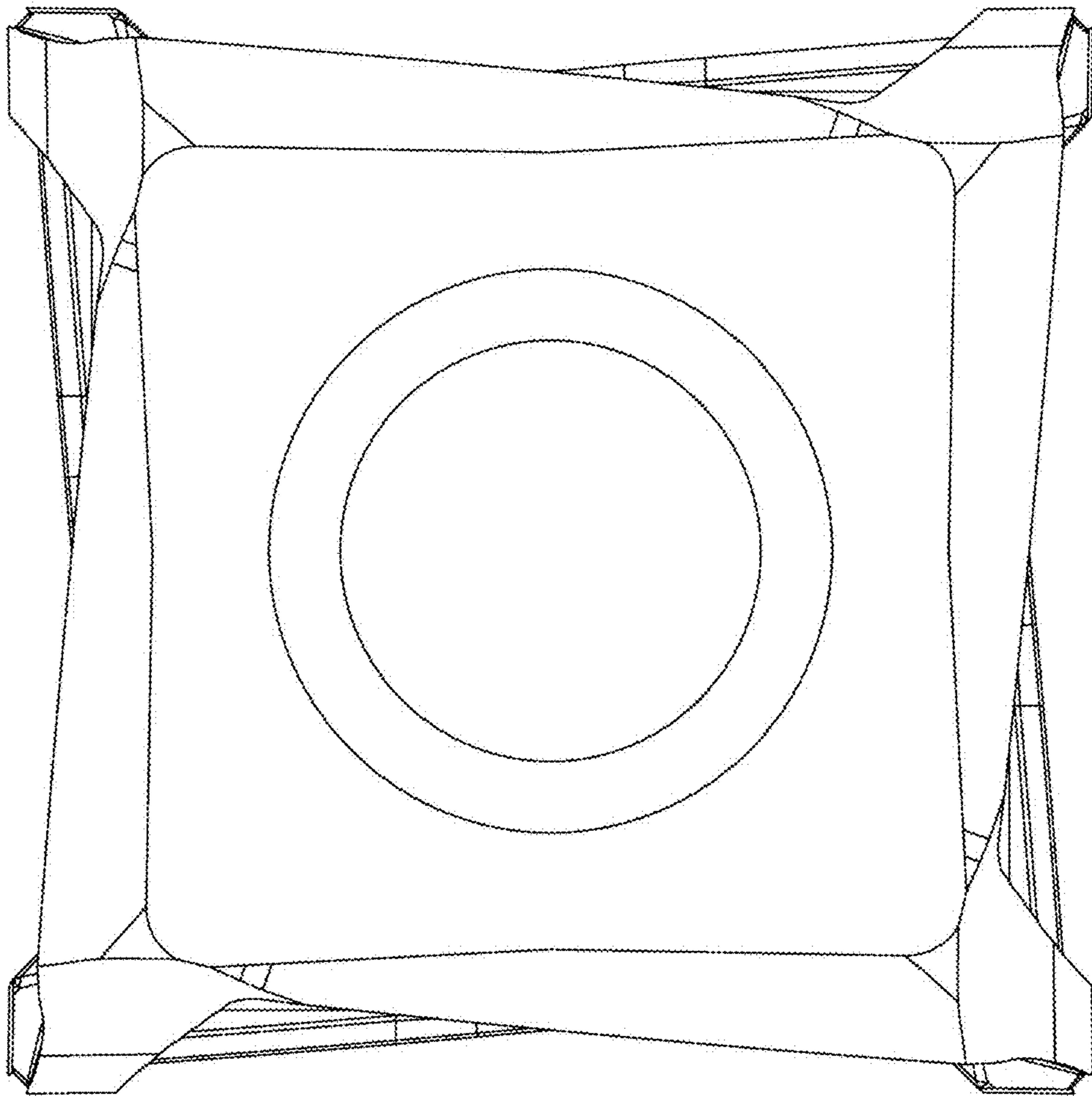
1.2



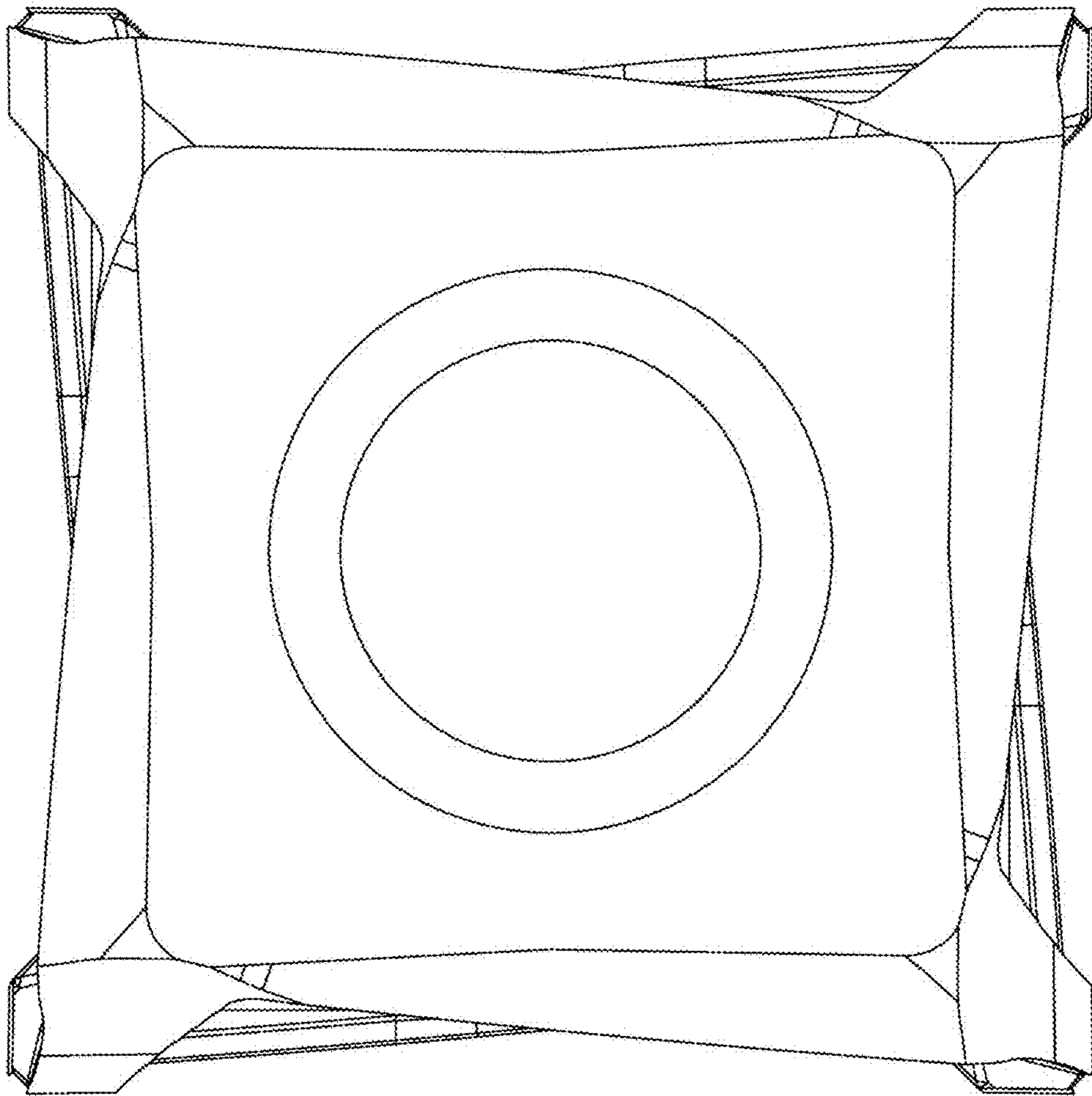
1.3



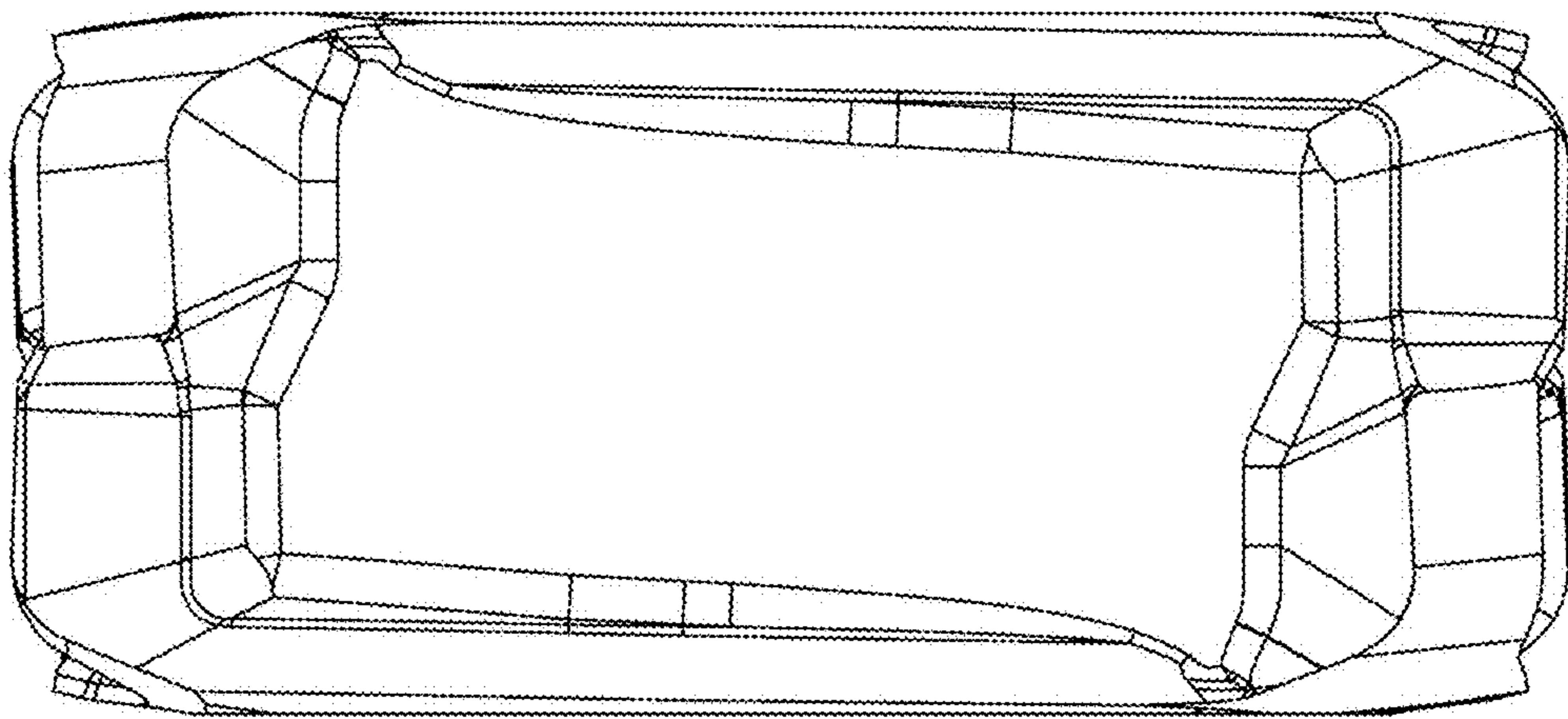
1.4



1.5



1.6



1.7

