



US00D986914S

(12) **United States Design Patent**
Xu et al.

(10) **Patent No.:** **US D986,914 S**
(45) **Date of Patent:** **** May 23, 2023**

(54) **DISPLAY SCREEN WITH GRAPHICAL USER INTERFACE**

(71) Applicant: **Hangzhou Ruisheng Software Co., Ltd.**, Zhejiang (CN)

(72) Inventors: **Qingsong Xu**, Zhejiang (CN); **Qing Li**, Zhejiang (CN)

(73) Assignee: **Hangzhou Ruisheng Software Co., Ltd.**, Zhejiang (CN)

(**) Term: **15 Years**

(21) Appl. No.: **29/850,526**

(22) Filed: **Aug. 22, 2022**

(51) **LOC (14) Cl.** **14-04**

(52) **U.S. Cl.**

USPC **D14/485**

(58) **Field of Classification Search**

USPC D14/485–495

CPC H04N 21/47815; H04N 7/147; H04M 1/72469; H04M 1/27475; G06Q 30/0641;

G06F 3/048; G06F 3/0481; G06F 3/04817; G06F 3/0482; G06F 3/0483;

G06F 3/04842; G06F 3/0485; G06F 3/04855; G06F 3/0486; G06F 3/0488;

G06F 3/04886; G06F 40/103; G06F 40/106

See application file for complete search history.

(56) **References Cited**

U.S. PATENT DOCUMENTS

8,597,093 B2 * 12/2013 Engelberg G16H 20/30 463/6

D754,719 S * 4/2016 Zha D14/488

(Continued)

FOREIGN PATENT DOCUMENTS

CN 306011627 * 8/2020

OTHER PUBLICATIONS

“Minerals and natural resources application” Oct. 23, 2019, Dribbble, site visited Jan. 6, 2023: <https://dribbble.com/shots/7769642-Minerals-and-natural-resources-application> (Year: 2019).*

(Continued)

Primary Examiner — Katherine A Holbrow

Assistant Examiner — Christopher M Spivey

(74) *Attorney, Agent, or Firm* — JCIPRNET

(57) **CLAIM**

The ornamental design for a display screen with graphical user interface, as shown and described.

DESCRIPTION

FIG. 1 is a front view of a first image in a sequence of a display screen with graphical user interface, showing the claimed design;

FIG. 2 is a front view of a second image thereof;

FIG. 3 is a front view of a third image thereof;

FIG. 4 is a front view of a fourth image thereof;

FIG. 5 is an enlarged front view of a detail indicated in FIG. 3, provided for clarity of illustration;

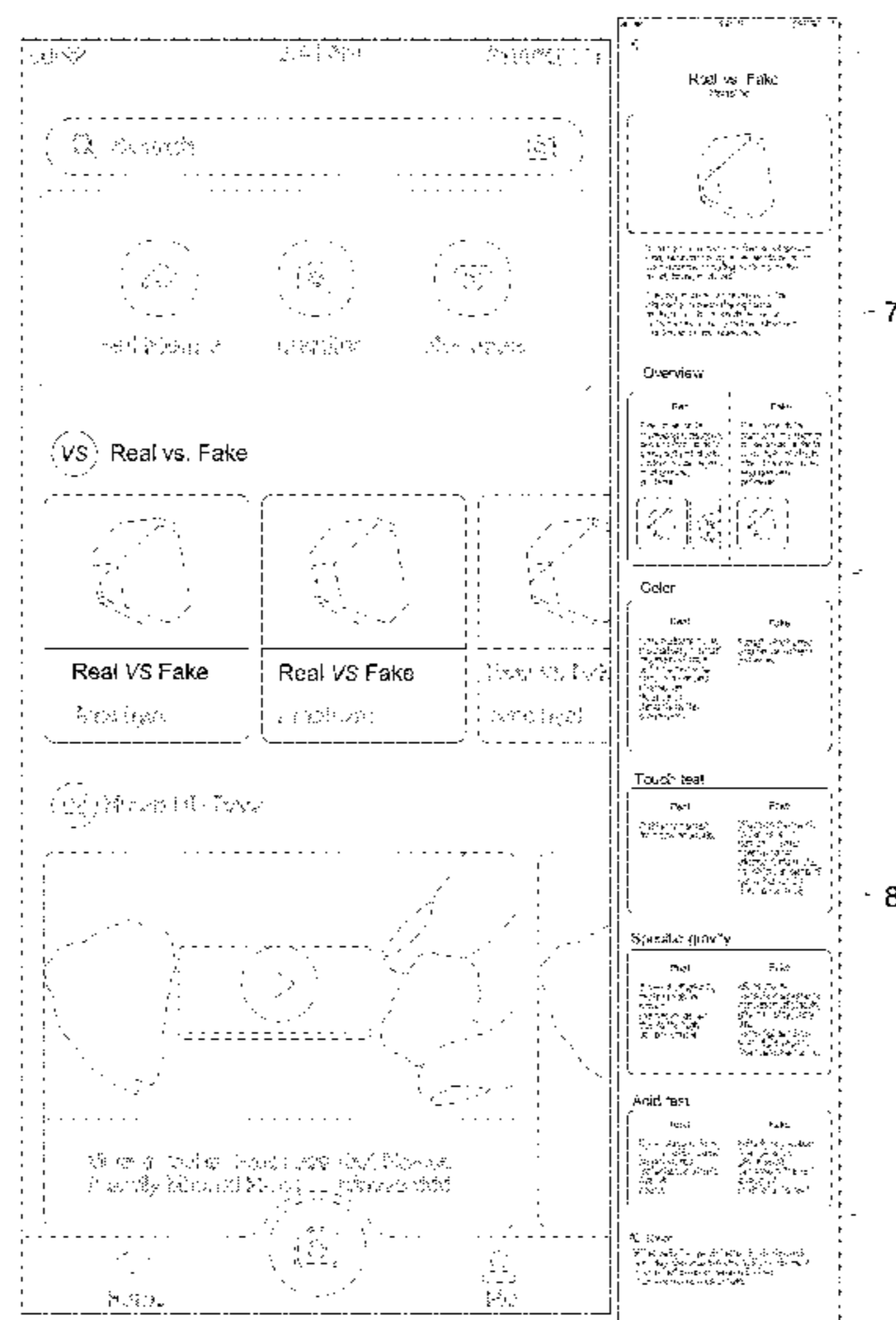
FIG. 6 is another enlarged front view of a detail indicated in FIG. 3, provided for clarity of illustration;

FIG. 7 is an enlarged front view of a detail indicated in FIG. 4, provided for clarity of illustration; and,

FIG. 8 is another enlarged front view of a detail indicated in FIG. 4, provided for clarity of illustration.

The appearance of the display screen with graphical user interface sequentially transitions between the images shown in FIGS. 1-4. The process or period in which one image transitions to another image forms no part of the claimed design. The dot-dash broken lines illustrate the display screen and form no part of the claimed design. The remaining broken lines illustrate portions of the graphical user interface that form no part of the claimed design.

1 Claim, 8 Drawing Sheets



(56)

References Cited

U.S. PATENT DOCUMENTS

D757,769 S * 5/2016 Wang H04N 21/44204
D14/486
D773,489 S * 12/2016 Kim D14/486
D835,651 S * 12/2018 Bao D14/486
D859,450 S * 9/2019 Krishna D14/486
D890,201 S * 7/2020 Li D14/487
10,891,105 B1 * 1/2021 Gates G06F 3/0482
D916,875 S * 4/2021 Elia D14/488
D928,813 S * 8/2021 Nurutdinov D14/486
D929,440 S * 8/2021 Cimatti D14/488
D933,084 S 10/2021 Medrano et al.
D934,900 S * 11/2021 Ranka D14/488
D936,693 S 11/2021 Li
D937,286 S 11/2021 Fatnani et al.
D937,847 S * 12/2021 Kumar D14/485
D946,043 S 3/2022 Cordova et al.
D949,902 S 4/2022 Ryan
D955,414 S 6/2022 Tompkins et al.
D965,017 S * 9/2022 Xu D14/485
D965,018 S * 9/2022 Xu D14/485
D967,150 S * 10/2022 Xu D14/485
D978,184 S * 2/2023 Ramaswamy D14/487
D978,188 S * 2/2023 Xu D14/488
D978,876 S * 2/2023 Wang D14/485
D980,274 S * 3/2023 Xu D14/488
2016/0103651 A1 * 4/2016 Greenberg G06F 3/0488
700/94
2018/0039387 A1 * 2/2018 Cheong G06F 1/1677

OTHER PUBLICATIONS

Thomassen, Wilko "Minerals Center" Jan. 25, 2022, Play.Google, site visited Jan. 6, 2023: https://play.google.com/store/apps/details?id=elite.app.mineralscenter&hl=en_US&gl=US (Year: 2022).*

* cited by examiner

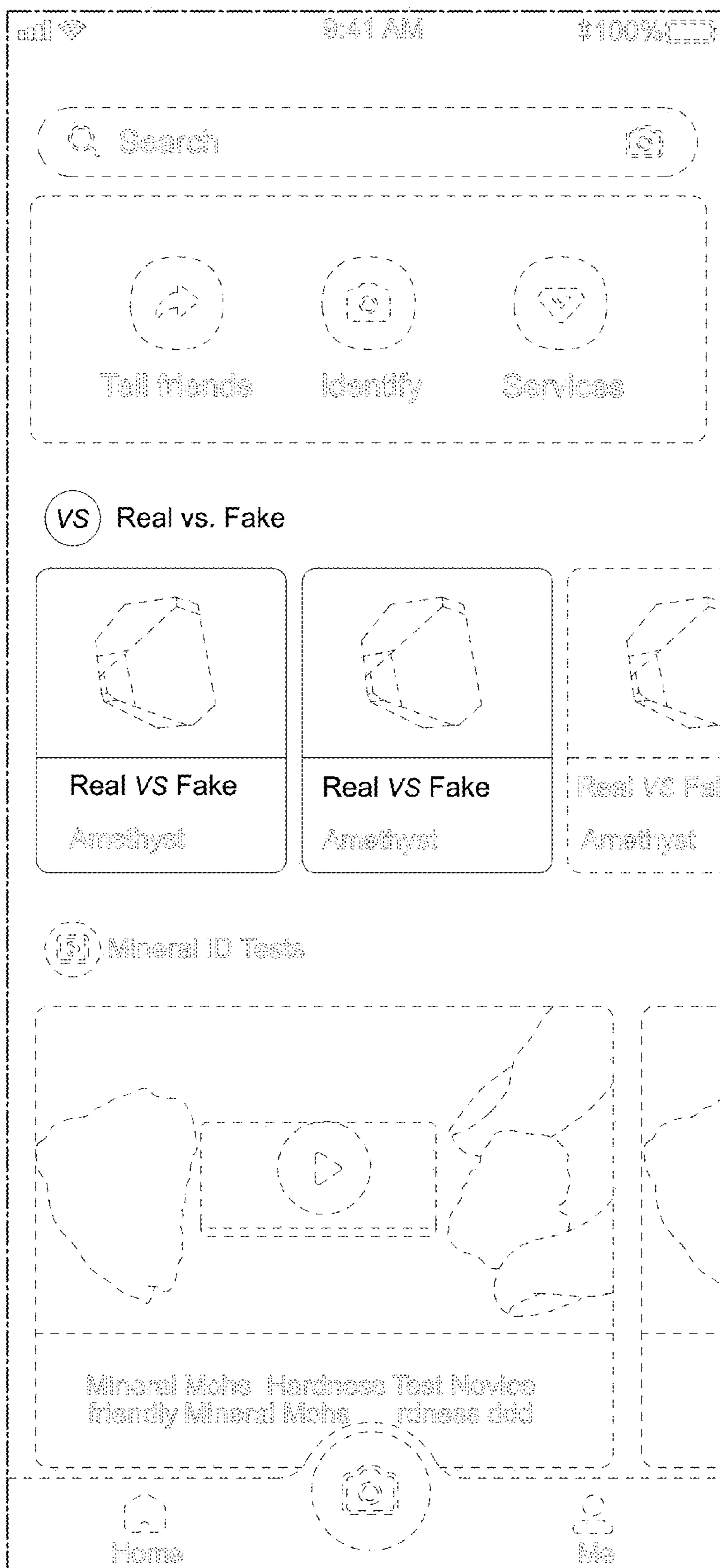


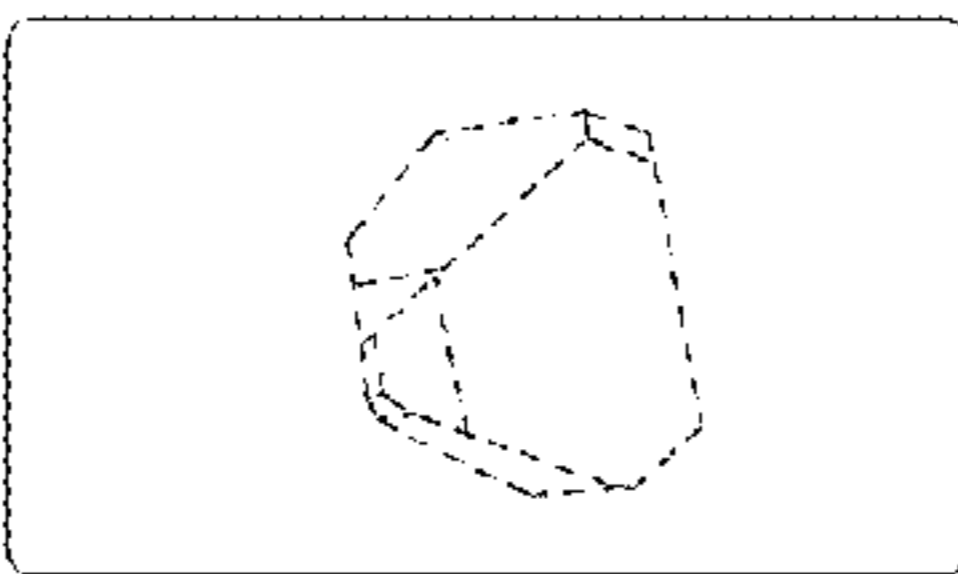
FIG. 1



FIG. 2

3


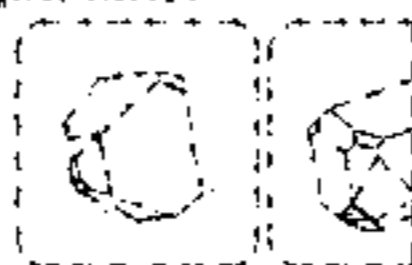
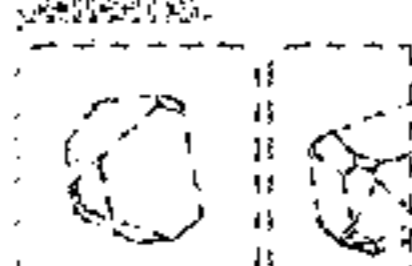

Real vs. Fake Malachite



There are a number of different types of minerals some people believe to be filled with their own healing abilities for the mind, body, and soul.

Plastic, resin or clay stones can be shaped and dyed like polished malachite. The main differences between real and fake Malachite are illustrated in the table below.

Overview

Amethyst	Purple Quartz
Real malachite comes in a range of colors from light to dark, but not black. Note the wavy layers and uneven patterns.	Real malachite comes in a range of colors from light to dark, but not black. Note the wavy layers and uneven patterns.
	
Real malachite comes in a range of colors from light to dark, but not black. Note the wavy layers and uneven patterns.	Real malachite comes in a range of colors from light to dark, but not black. Note the wavy layers and uneven patterns.
	

Color

Amethyst	Purple Quartz
Real malachite has a surprising amount of green. Unique patterns of swirls, rings, waves and stripes are distributed throughout the stone face.	Though black, blue and yellow hues are present.
Real malachite has a surprising amount of green. Unique patterns of swirls, rings, waves and stripes are distributed throughout the stone face.	Though black, blue and yellow hues are present.

Touch test

Amethyst	Purple Quartz
Real malachite has a surprising amount of green. Unique patterns of swirls, rings, waves and stripes are distributed throughout the stone face.	Though black, blue and yellow hues are present.
Real malachite has a surprising amount of green. Unique patterns of swirls, rings, waves and stripes are distributed throughout the stone face.	Though black, blue and yellow hues are present.

⚠️ **Warning**

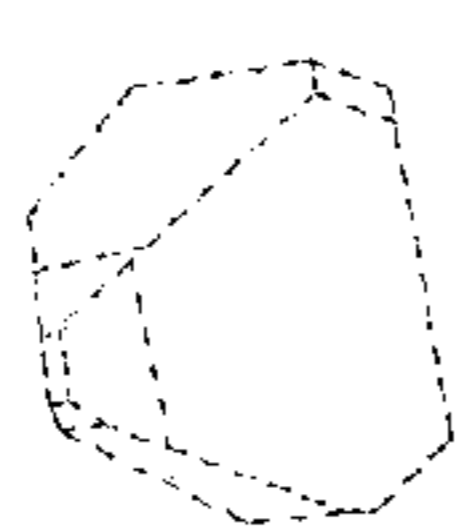
When using for special attention to that touch test may damage the stone. If you do want to conduct the test, please find an inconspicuous area to test.

5

6

FIG. 3

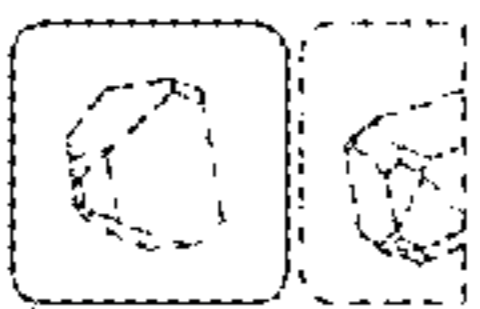
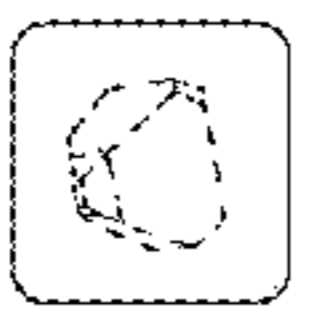
Real vs. Fake
Malachite



There are a number of different types of crystals some people believe to be filled with their own healing abilities for the mind, body, and soul.

Plastic, resin or clay stone can be shaped and dyed like polished malachite. The main differences between real and fake malachite are illustrated in the table below.

Overview

Real	Fake
Real malachite comes in a range of colors from light to dark, but not black. Note the wavy layers and uneven patterns.	Fake malachite comes in a range of colors from light to dark, but not black. Note the soft layers and uneven patterns.
	

Color

Real	Fake
Real malachite has a varying amount of green. Unique patterns of swirls, rings, waves and stripes are distributed throughout the stone face.	Though dark blue and uniform linear patterns.

Touch test

Real	Fake
Cold to the touch for a few seconds.	Warm to the touch in the case of plastic--much faster or clay stone. Cold to the touch in the case of glass but for the first second only.

Specific gravity

Real	Fake
3.6 -- 4.05 grams, real malachite sinks to bottom, glass due to its high copper content.	Since many materials (plastic, glass or clay), they are much lighter than you might expect from real malachite.

Acid test

Real	Fake
If you place a drop of hydrochloric acid on polished malachite, a vibrant blue will appear.	Imitations created from glass or glass work because a fix with a drop of hydrochloric acid.

⚠ Notice
What calls for special attention is that acid solution damages the stone. If you do want to conduct the test, please find an inconspicuous area to test.

7

8

FIG. 4

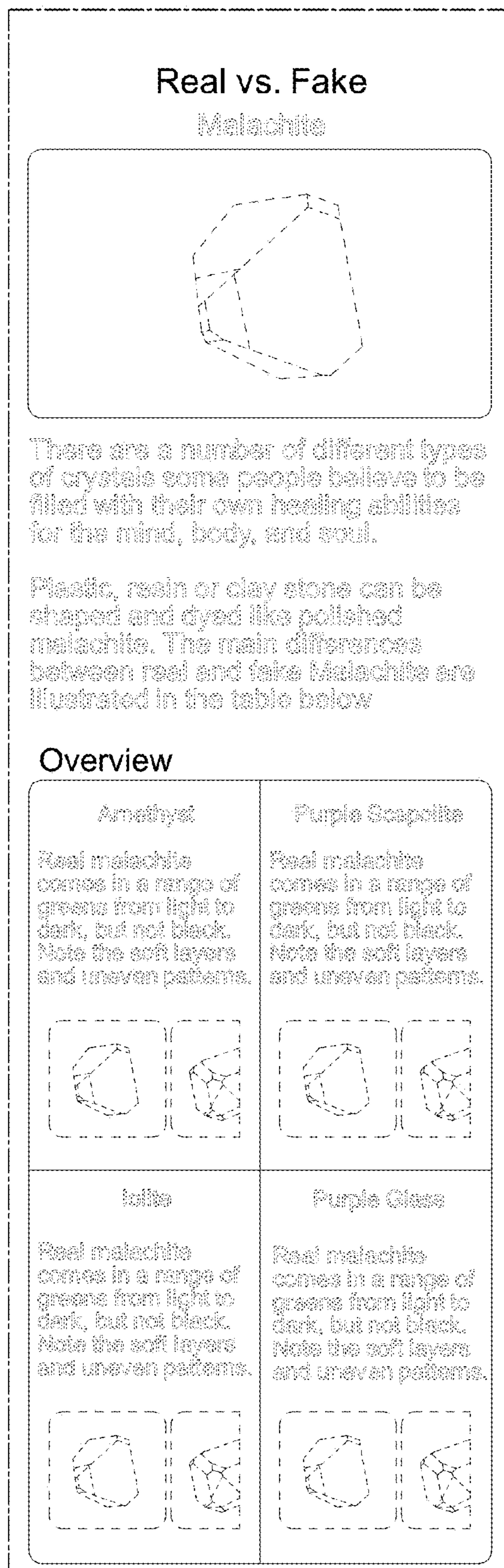


FIG. 5

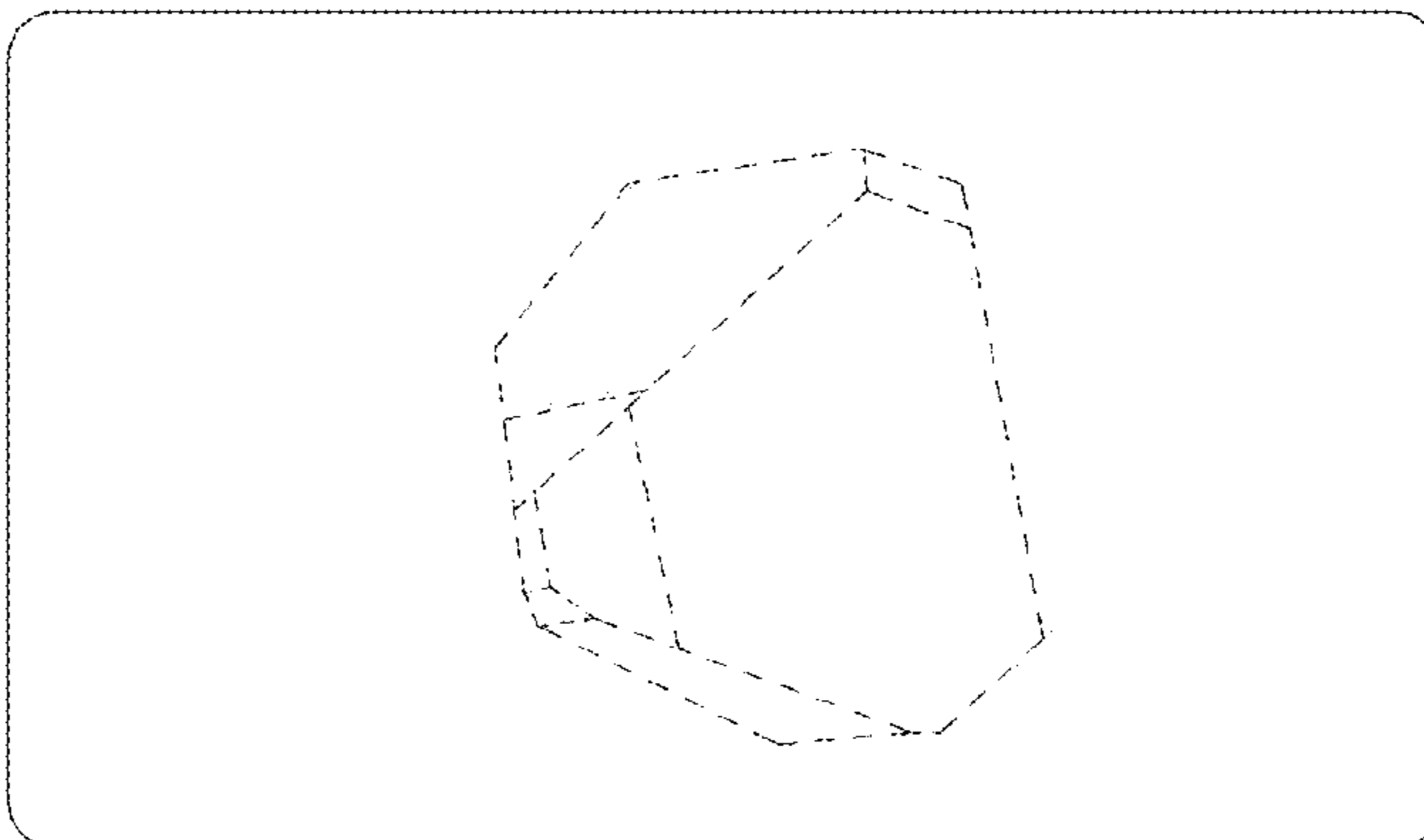
Color	
<p><i>Amethyst</i></p> <p>Real malachite has a surprising amount of green. Unique patterns of swirls, rings, waves and stripes are distributed throughout the stone face.</p>	<p><i>Purple Scapolite</i></p> <p>Rough black lines and uniform linear patterns.</p>
<p><i>Idite</i></p> <p>Real malachite has a surprising amount of green. Unique patterns of swirls, rings, waves and stripes are distributed throughout the stone face.</p>	<p><i>Purple Glass</i></p> <p>Rough black lines and uniform linear patterns.</p>

Touch test	
<p><i>Amethyst</i></p> <p>Real malachite has a surprising amount of green. Unique patterns of swirls, rings, waves and stripes are distributed throughout the stone face.</p>	<p><i>Purple Scapolite</i></p> <p>Rough black lines and uniform linear patterns.</p>
<p><i>Idite</i></p> <p>Real malachite has a surprising amount of green. Unique patterns of swirls, rings, waves and stripes are distributed throughout the stone face.</p>	<p><i>Purple Glass</i></p> <p>Rough black lines and uniform linear patterns.</p>

FIG. 6

Real vs. Fake

Malachite



There are a number of different types of crystals some people believe to be filled with their own healing abilities for the mind, body, and soul.

Plastic, resin or clay stone can be shaped and dyed like polished malachite. The main differences between real and fake Malachite are illustrated in the table below

Overview

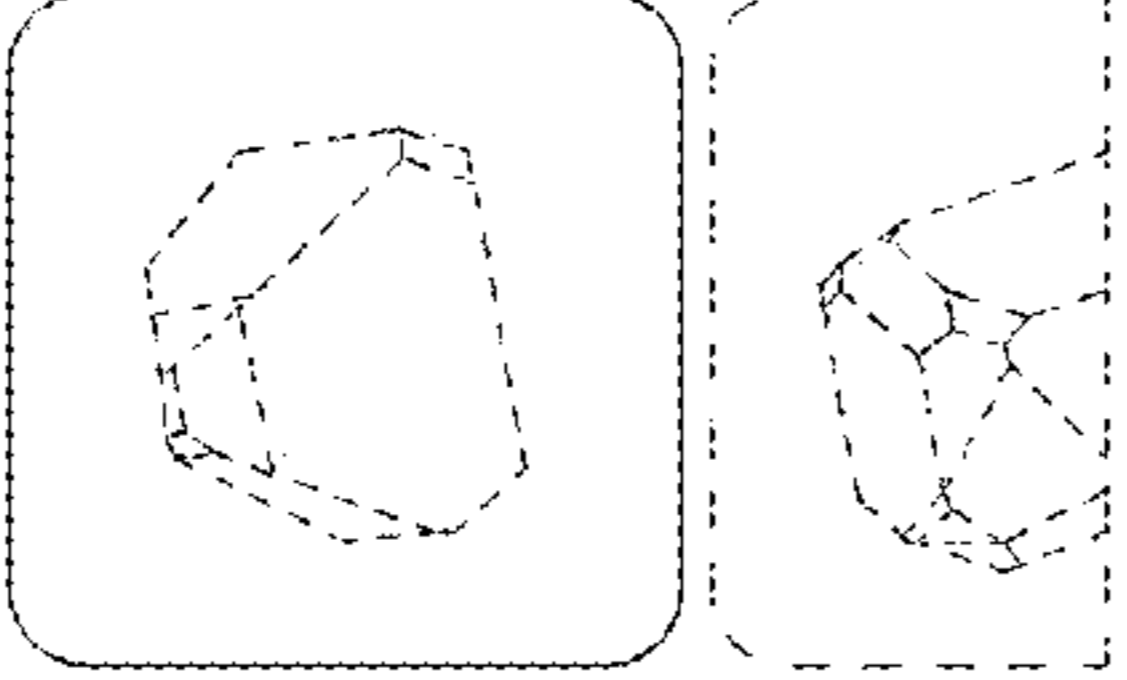
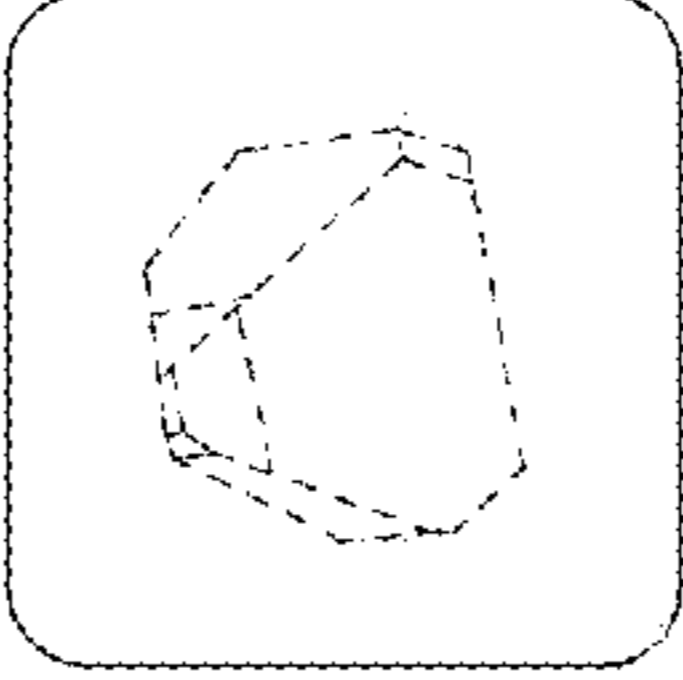
Real	Fake
<p>Real malachite comes in a range of greens from light to dark, but not black. Note the soft layers and uneven patterns.</p>	<p>Real malachite comes in a range of greens from light to dark, but not black. Note the soft layers and uneven patterns.</p>
	

FIG. 7

Color	
Real	Fake
Real malachite has a surprising amount of green. Unique patterns of swirls, rings, waves and stripes are distributed throughout the stone face.	Rough black lines and uniform linear patterns.

Touch test	
Real	Fake
Cold to the touch for a few seconds.	Warm to the touch in the case of plastic—made fakes or clay stones. Cold to the touch in the case of glass but for the first second only.

Specific gravity	
Real	Fake
3.6 — 4.05 g/cm ³ , real malachite should feel heavy, dense due to its high copper content.	Since many malachite imitations are made of plastic, glass or clay, they are much lighter than you might expect from real malachite.

Acid test	
Real	Fake
If you place a drop of hydrochloric acid on powdered malachite, a visible fizz will occur.	Imitations created from plastic or glass won't produce a fizz with a drop of hydrochloric acid.

FIG. 8