



US00D986872S

(12) **United States Design Patent**  
**Feng**

(10) **Patent No.:** **US D986,872 S**

(45) **Date of Patent:** **\*\* May 23, 2023**

(54) **MOBILE PHONE PROTECTIVE CASE**

(71) Applicant: **GUANGZHOU WENYI COMMUNICATION EQUIPMENT CO., LTD**, Guangzhou (CN)

(72) Inventor: **YouRu Feng**, Guangzhou (CN)

(73) Assignee: **GUANGZHOU WENYI COMMUNICATION EQUIPMENT CO., LTD.**, Guangzhou (CN)

(\*\*) Term: **15 Years**

(21) Appl. No.: **29/785,703**

(22) Filed: **May 27, 2021**

(51) **LOC (14) Cl.** ..... **14-03**

(52) **U.S. Cl.**  
USPC ..... **D14/250; D3/249**

(58) **Field of Classification Search**  
USPC ..... D3/201, 218, 247, 249, 269; D13/107, D13/108, 118, 119; D14/217, 248, D14/250-253, 432, 440  
CPC ..... H04B 1/3888; H04M 1/0283; H04M 1/0202; A45F 2005/028; A45F 2200/0525  
See application file for complete search history.

(56) **References Cited**

**U.S. PATENT DOCUMENTS**

D777,421 S *	1/2017	Grote	.....	D3/218
D778,895 S *	2/2017	Park	.....	D14/250
D789,342 S *	6/2017	Sirichai	.....	D14/250
D793,725 S *	8/2017	Zhang	.....	D3/249
D806,378 S *	1/2018	Lerenthal	.....	D3/201
D816,987 S *	5/2018	Grote	.....	D3/218
D846,553 S *	4/2019	Feng	.....	D14/440
D871,066 S *	12/2019	Feng	.....	D3/249
D871,416 S *	12/2019	Han	.....	D14/440

D872,722 S *	1/2020	Zhou	.....	D14/250
D874,136 S *	2/2020	Feng	.....	D3/249
D891,416 S *	7/2020	Yu	.....	D3/249
D900,114 S *	10/2020	Tang	.....	D14/440
D900,115 S *	10/2020	Xu	.....	D14/440
D906,321 S *	12/2020	Feng	.....	D3/249
D907,625 S *	1/2021	Feng	.....	D3/249
D908,118 S *	1/2021	Lu	.....	D3/249
D917,442 S *	4/2021	Feng	.....	D3/249
D918,887 S *	5/2021	Feng	.....	D3/249
D924,861 S *	7/2021	Zhong	.....	D14/250
D960,140 S *	8/2022	He	.....	D14/250
D971,910 S *	12/2022	Chen	.....	D14/250
D973,046 S *	12/2022	Feng	.....	D3/249

\* cited by examiner

*Primary Examiner* — L. A. Grabenstetter

(74) *Attorney, Agent, or Firm* — Shen Huang

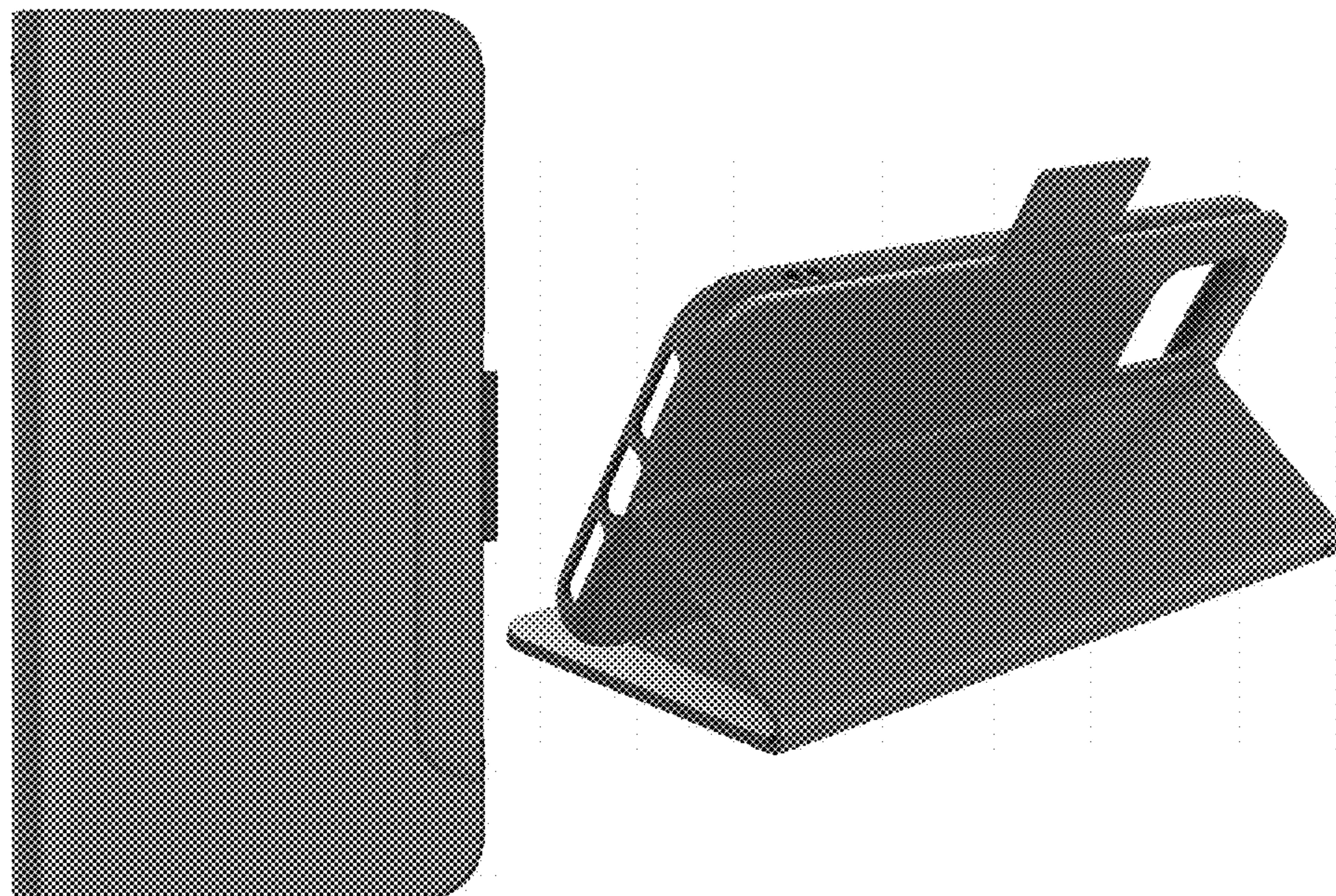
(57) **CLAIM**

The ornamental design for a mobile phone protective case, as shown and described.

**DESCRIPTION**

FIG. 1 is a front elevation view of a mobile phone protective case, showing my new design;  
FIG. 2 is a front elevation view thereof, but shown in an alternative configuration to illustrate the interior;  
FIG. 3 is a rear elevation view of FIG. 1;  
FIG. 4 is a right side elevation view of FIG. 1;  
FIG. 5 is a left side elevation view of FIG. 1;  
FIG. 6 is a top plan view of FIG. 1;  
FIG. 7 is a bottom plan view of FIG. 1;  
FIG. 8 is a rear, right side and bottom perspective view of FIG. 1, but shown in another alternative configuration; and,  
FIG. 9 is a front, left side and bottom perspective view of FIG. 8.

**1 Claim, 9 Drawing Sheets**








Fig. 1




Fig. 2






FIG. 3




Fig. 4




Fig. 5




Fig. 6






Fig. 7






Fig. 8





Fig. 9