



US00D986850S

(12) **United States Design Patent** (10) **Patent No.:** **US D986,850 S**
Andrianoely (45) **Date of Patent:** **** May 23, 2023**

- (54) **LOUDSPEAKER**
- (71) Applicant: **Harman International Industries, Incorporated**, Northridge, CA (US)
- (72) Inventor: **Soarivo Marina Andrianoely**, Shenzhen (CN)
- (73) Assignee: **Harman International Industries, Incorporated**, Northridge, CA (US)
- (**) Term: **15 Years**
- (21) Appl. No.: **29/777,775**
- (22) Filed: **Apr. 8, 2021**

D754,104 S	4/2016	Yoon et al.	
D768,603 S	10/2016	Kim et al.	
D778,259 S *	2/2017	Bouroullec	D14/214
D785,596 S *	5/2017	Lewis	D14/214
D791,736 S	7/2017	Schoolmeester et al.	
D793,362 S	8/2017	Fischer	
D800,694 S *	10/2017	Sugiura	D14/210
D801,310 S	10/2017	Kachwalla et al.	
D803,183 S	11/2017	Lum et al.	
D806,055 S	12/2017	Fischer et al.	
D826,216 S	8/2018	Schoolmeester et al.	
D826,891 S	8/2018	Kim et al.	
D826,892 S	8/2018	Kim et al.	
D845,269 S	4/2019	Yang et al.	
D852,774 S	7/2019	Sugiura	

(Continued)

Related U.S. Application Data

- (62) Division of application No. 29/719,403, filed on Jan. 3, 2020, now Pat. No. Des. 954,023.
- (51) **LOC (14) Cl.** **14-01**
- (52) **U.S. Cl.**
USPC **D14/204**
- (58) **Field of Classification Search**
USPC D14/170-172, 188, 203.1, 203.3, 203.6,
D14/204, 214, 216, 348
CPC . H04R 1/02; H04R 1/023; H04R 5/02; H04R
7/00; H04R 7/02; H04R 9/06; H04R
2400/00
See application file for complete search history.

References Cited

U.S. PATENT DOCUMENTS

D621,815 S *	8/2010	Sakai	D14/214
D631,866 S	2/2011	Solland	
D660,284 S *	5/2012	Carbone	D14/214
D681,606 S *	5/2013	Nishii	D14/214
D711,852 S	8/2014	Mackiewicz et al.	
D715,770 S *	10/2014	McManigal	D14/214
D743,940 S *	11/2015	Yang	D14/214
D744,982 S *	12/2015	Kim	D14/214

OTHER PUBLICATIONS

Harman JBL Link Bar Specification Sheet, 2018.
Design U.S. Appl. No. 29/639,416, filed Mar. 6, 2018.
Design U.S. Appl. No. 29/725,869, filed Feb. 27, 2020.

Primary Examiner — Janice Patyk
(74) *Attorney, Agent, or Firm* — Plumsea Law Group, LLC

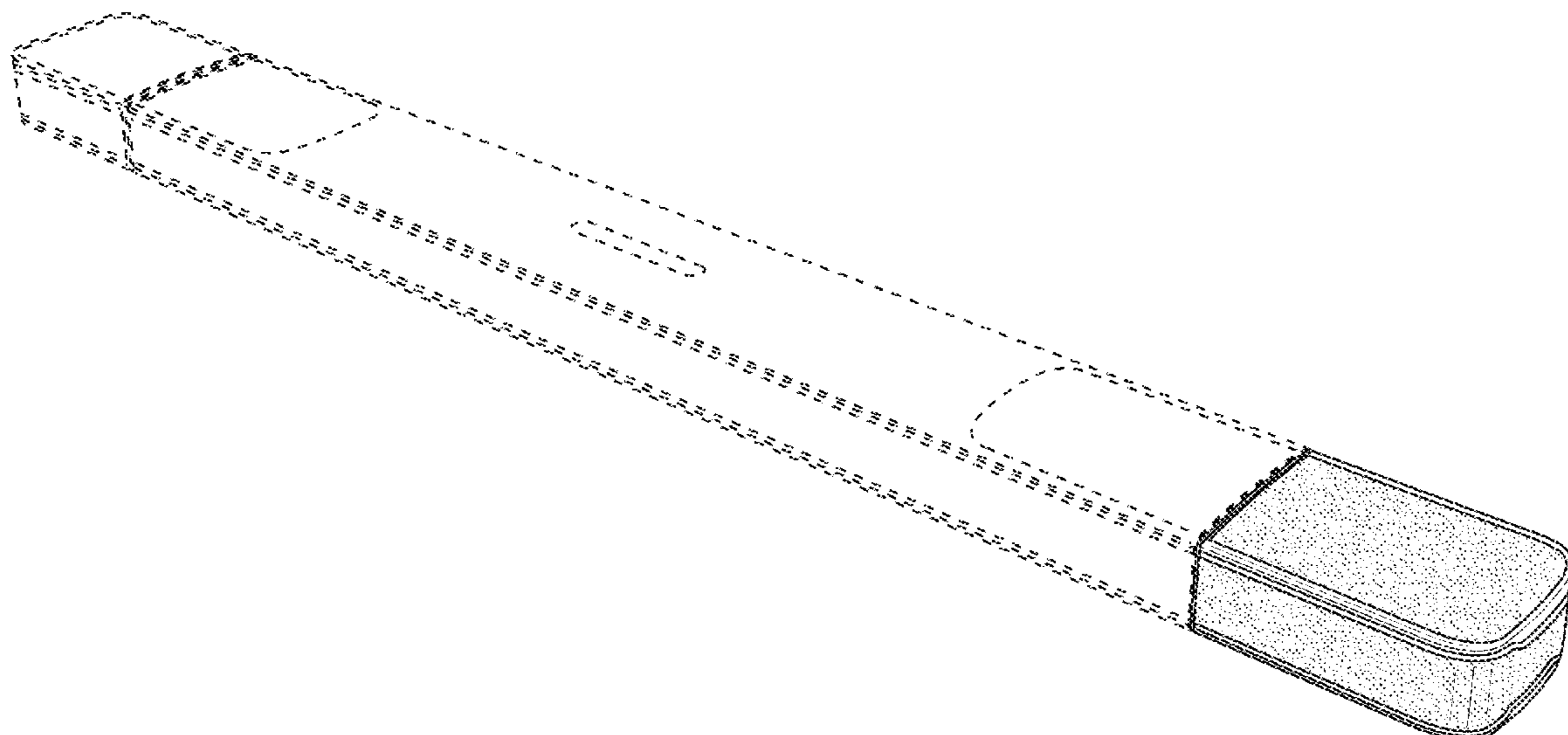
(57) **CLAIM**

The ornamental design for a loudspeaker, as shown and described.

DESCRIPTION

FIG. 1 is a top perspective view of a loudspeaker, showing my new design;
FIG. 2 is a front elevational view thereof;
FIG. 3 is a rear elevational view thereof;
FIG. 4 is a side elevational view thereof;
FIG. 5 is an opposite side elevational view thereof;
FIG. 6 is a top view thereof; and,
FIG. 7 is a bottom view thereof.
The broken lines illustrate portions of the loudspeaker that form no part of the claimed design.

1 Claim, 6 Drawing Sheets



(56)

References Cited

U.S. PATENT DOCUMENTS

D856,301 S	8/2019	Lum et al.	
D862,415 S	10/2019	Krizan et al.	
D868,726 S	12/2019	Kim et al.	
D876,377 S *	2/2020	Diao	D14/126
D886,799 S	6/2020	Yang et al.	
D900,060 S	10/2020	Oota	
D900,785 S	11/2020	Kim et al.	
D900,786 S	11/2020	Kim et al.	
D906,278 S	12/2020	Laine et al.	
D906,283 S	12/2020	Schoolmeester et al.	
D906,286 S	12/2020	Hung	
D911,303 S	2/2021	Yang et al.	

* cited by examiner

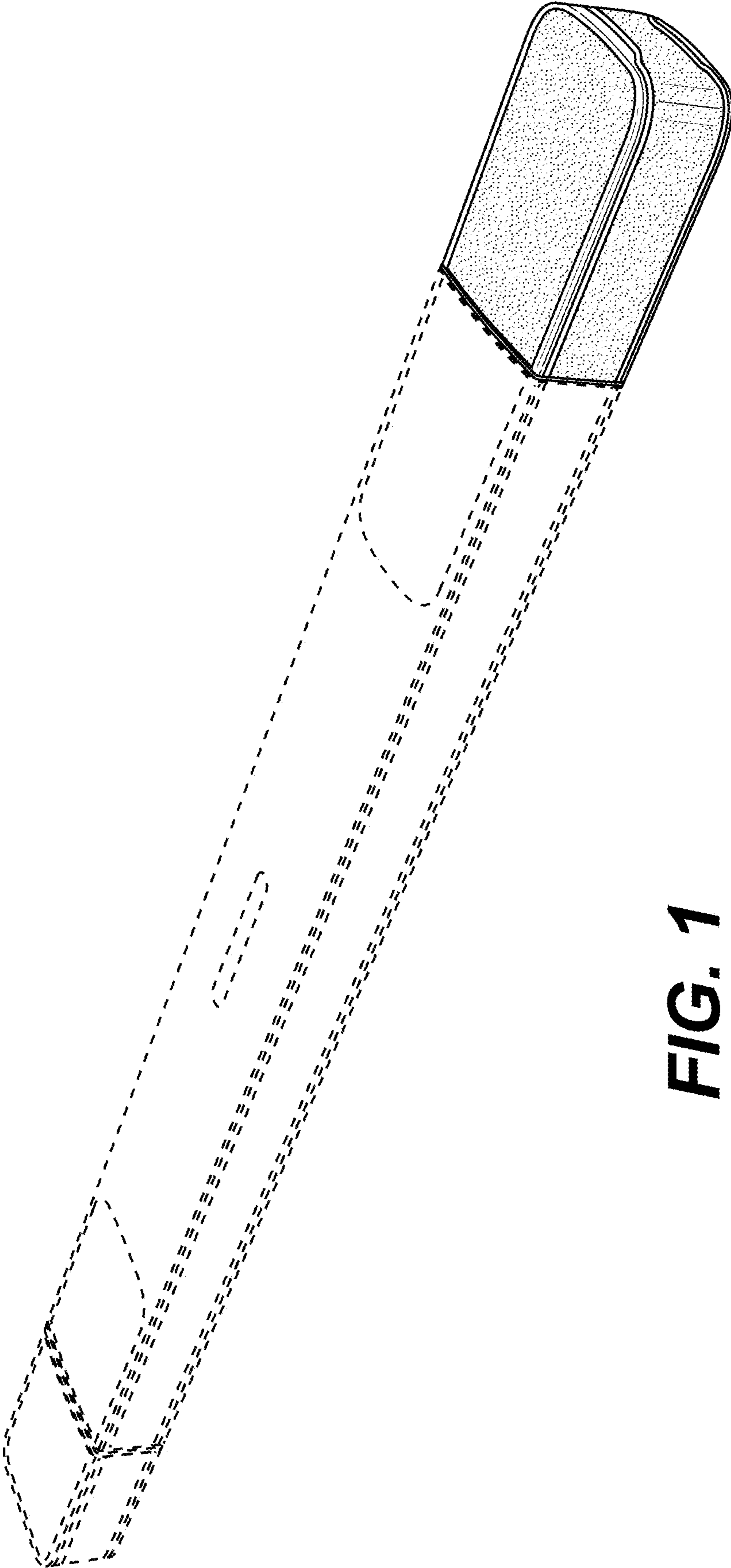


FIG. 1



FIG. 2

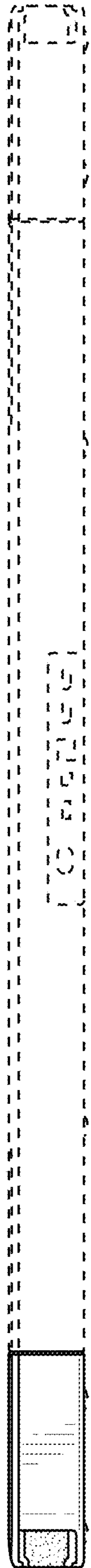


FIG. 3

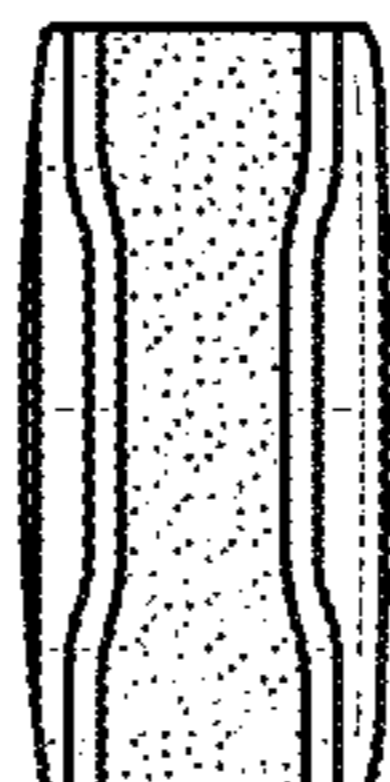


FIG. 5

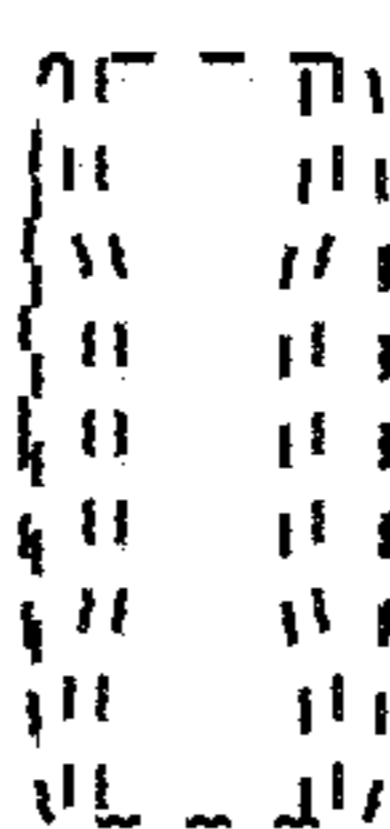


FIG. 4

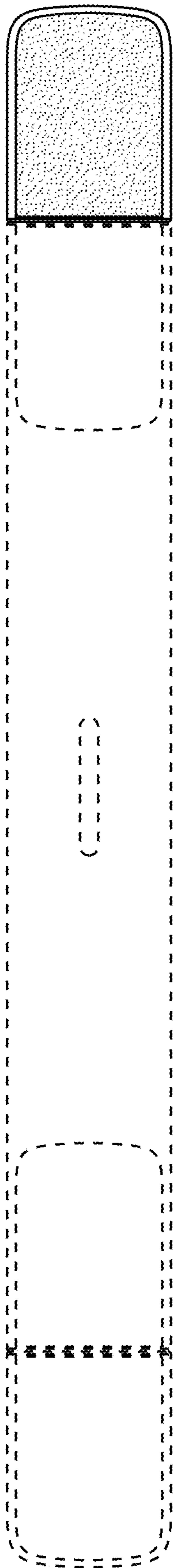


FIG. 6




FIG. 7