



US00D986835S

(12) **United States Design Patent**
Duggan

(10) **Patent No.:** **US D986,835 S**

(45) **Date of Patent:** **** May 23, 2023**

(54) **ELECTRICAL AND CABLING HOUSING**

(71) Applicant: **Shawn Duggan**, Holly, MI (US)

(72) Inventor: **Shawn Duggan**, Holly, MI (US)

(**) Term: **15 Years**

(21) Appl. No.: **29/825,842**

(22) Filed: **Feb. 6, 2022**

D931,268 S *	9/2021	Wright	D3/218
D942,980 S *	2/2022	Wright	D14/440
D946,536 S *	3/2022	Duggan	D13/155
D946,537 S *	3/2022	Duggan	D13/155
D954,715 S *	6/2022	Wright	D14/440

* cited by examiner

Primary Examiner — Jennifer O King

(74) *Attorney, Agent, or Firm* — Mitchell Law PLLC;
Matthew W. Mitchell

Related U.S. Application Data

(60) Continuation of application No. 29/779,852, filed on Apr. 21, 2021, now Pat. No. Des. 946,535, which is a continuation of application No. 29/760,686, filed on Dec. 3, 2020, now Pat. No. Des. 920,258, which is a division of application No. 29/636,362, filed on Feb. 8, 2018, now Pat. No. Des. 913,956.

(51) **LOC (14) Cl.** **13-02**

(52) **U.S. Cl.**
USPC **D13/155**

(58) **Field of Classification Search**
USPC D13/133, 147, 152, 155, 184, 199;
D8/354; D23/249, 422
CPC H02G 15/08; H02G 15/10; H02G 1/08;
H01G 3/081
See application file for complete search history.

(56) **References Cited**

U.S. PATENT DOCUMENTS

D646,750 S *	10/2011	Salvador	D23/209
D892,803 S *	8/2020	Armstrong	D14/440

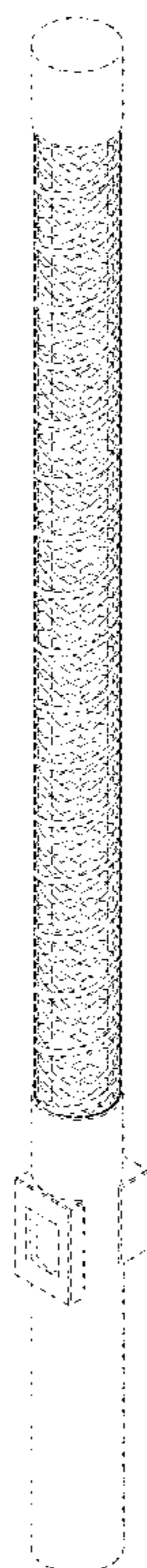
(57) **CLAIM**

The ornamental design for an electrical and cabling housing, as shown and described.

DESCRIPTION

FIG. 1 is a front isometric view of the electrical and cabling housing showing my new design;
FIG. 2 is a front view thereof;
FIG. 3 is a rear view thereof;
FIG. 4 is a side view thereof, as seen from the left side of FIG. 2;
FIG. 5 is a side view thereof, as seen from the right side of FIG. 2;
FIG. 6 is a top plan view thereof;
FIG. 7 is a bottom view thereof; and,
FIG. 8 is an enlarged view thereof, whose area is indicated by the broken line circle shown in FIG. 2.
The broken lines illustrate portions of the article which form no part of the claimed design.

1 Claim, 5 Drawing Sheets



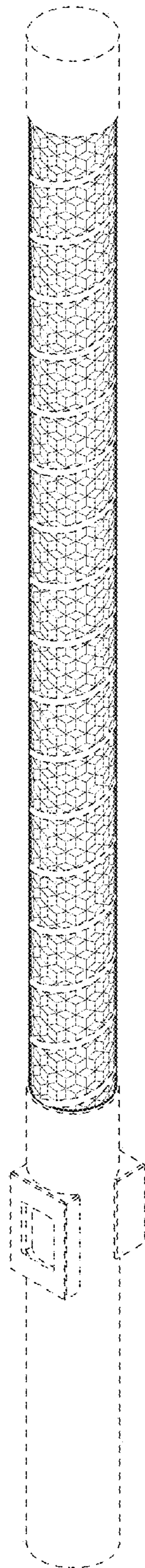


FIG. 1

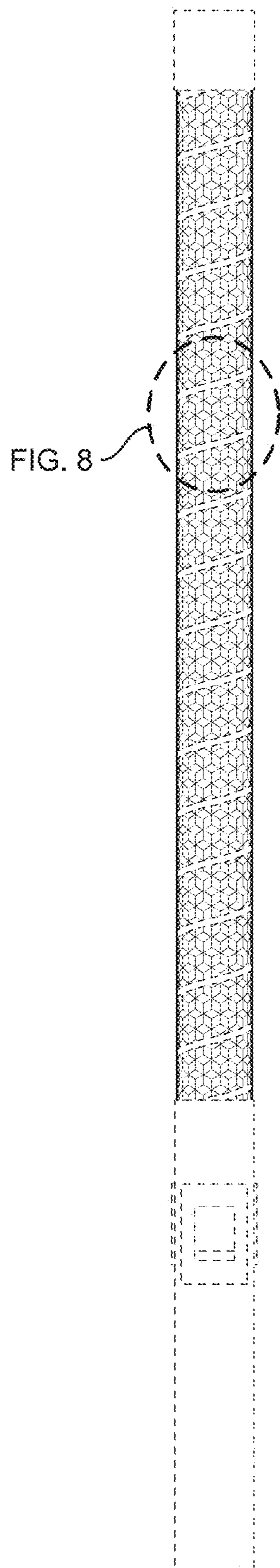


FIG. 2

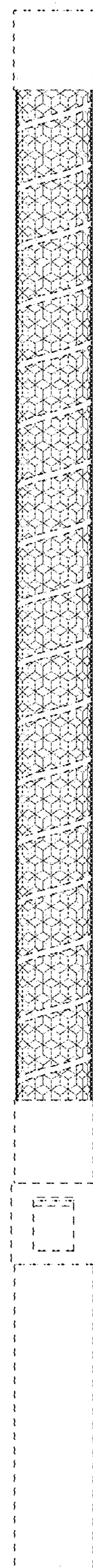


FIG. 3

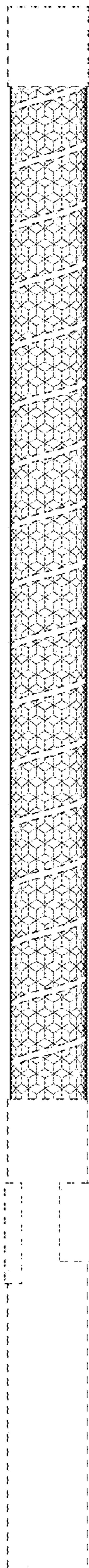


FIG. 4

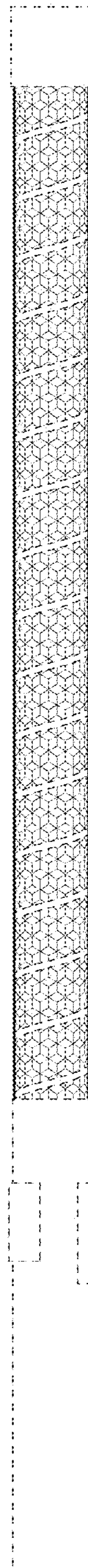


FIG. 5



FIG. 6



FIG. 7




FIG. 8