



US00D986829S

(12) **United States Design Patent** (10) **Patent No.:** **US D986,829 S**  
**Yang et al.** (45) **Date of Patent:** **\*\* May 23, 2023**

(54) **UNINTERRUPTIBLE POWER SUPPLY**

FOREIGN PATENT DOCUMENTS

(71) Applicant: **Eaton Intelligent Power Limited,**  
Dublin (IE)

CN 305057224 \* 3/2019  
CN 305595095 \* 2/2020

(Continued)

(72) Inventors: **Kefeng Yang,** Shenzhen (CN); **Jihong Deng,** Shenzhen (CN); **Chuanqing Qi,** Shenzhen (CN)

OTHER PUBLICATIONS

(73) Assignee: **Eaton Intelligent Power Limited,**  
Dublin (IE)

“Eaton 3S550 UPS Battery Backup & Surge Protector, 550VA / 330W, 8 Outlets for Home or Office Devices”, first available Jun. 30, 2011. Amazon.com [https://www.amazon.com/dp/B005EIGUDE] (Year: 2011).\*

(\*\*) Term: **15 Years**

(Continued)

(21) Appl. No.: **29/820,060**

(22) Filed: **Dec. 20, 2021**

*Primary Examiner* — Rosemary K Tarcza  
*Assistant Examiner* — Seth David Kumpf

**Related U.S. Application Data**

(62) Division of application No. 29/708,716, filed on Oct. 9, 2019, now Pat. No. Des. 942,398.

(74) *Attorney, Agent, or Firm* — Stanek Lemon Crouse & Meeks, PA

(30) **Foreign Application Priority Data**

(57) **CLAIM**

Apr. 9, 2019 (CN) ..... 201930157070.1

(51) **LOC (14) Cl.** ..... **13-03**

(52) **U.S. Cl.**  
USPC ..... **D13/139.6**

The ornamental design for an uninterruptible power supply, as shown and described.

(58) **Field of Classification Search**  
USPC .... D13/103, 107, 108, 110, 118, 119, 137.1, D13/137.2, 137.3, 137.4, 138.1, 138.2, D13/139.1, 139.2, 139.3, 139.4, 139.5, D13/139.6, 139.7, 139.8

CPC ..... H01M 10/4257; H01M 10/0436; H01M 10/48; H02J 7/0042; H02J 7/0044; H02J 7/0045; H02J 7/005; H02J 7/0026; H02J

(Continued)

**DESCRIPTION**

FIG. 1 is a front perspective view of the uninterruptible power supply showing our design;  
FIG. 2 is back view thereof;  
FIG. 3 is front view, opposite the back view of FIG. 2;  
FIG. 4 is a first side view thereof;  
FIG. 5 is a second side view thereof, opposite that shown in FIG. 4;  
FIG. 6 is a top view of the uninterruptible power supply; and,  
FIG. 7 is a bottom view of the uninterruptible power supply. The broken lines in the drawings illustrate portions of the article that form no part of the claimed design.

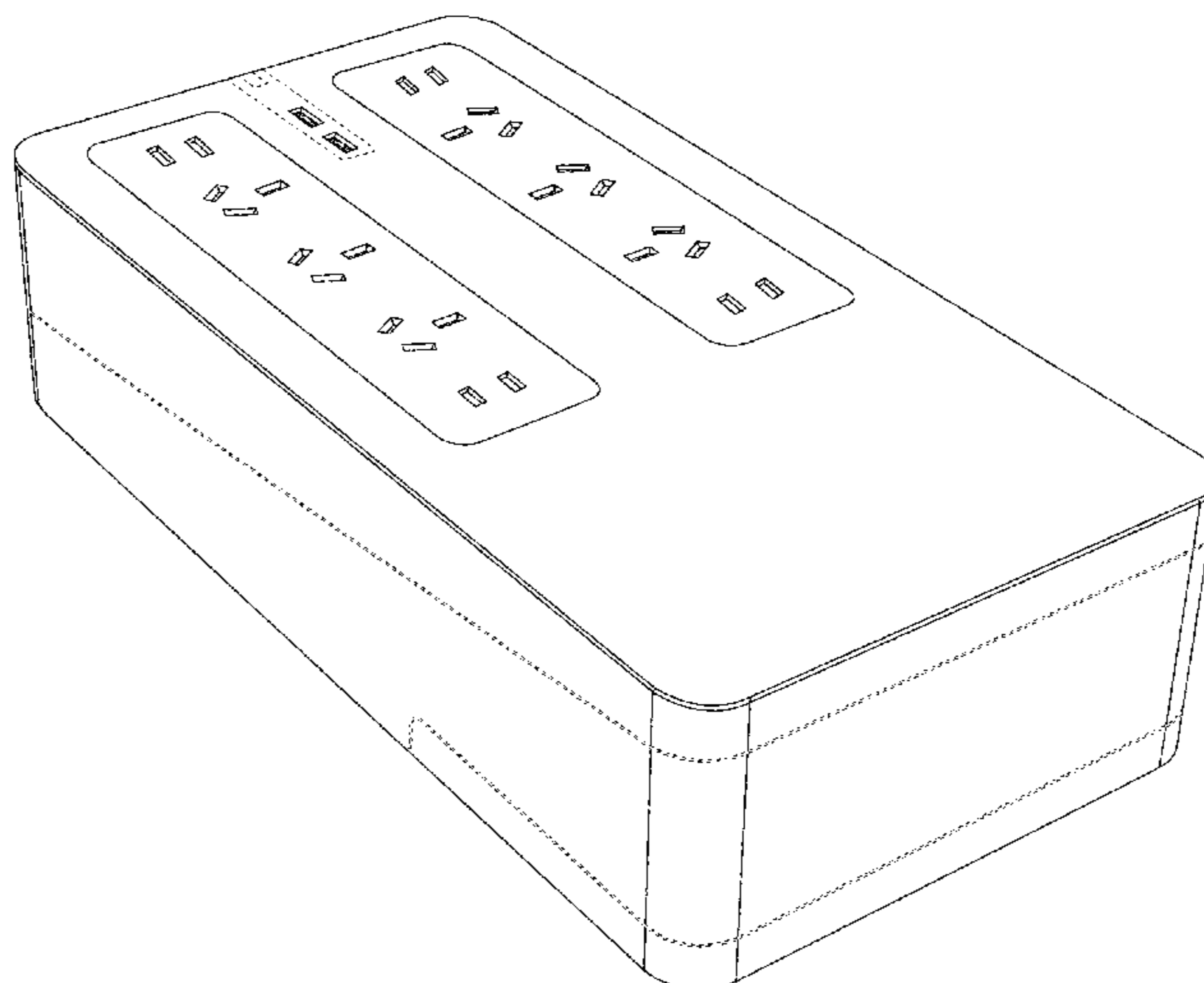
(56) **References Cited**

U.S. PATENT DOCUMENTS

D354,267 S 1/1995 Severinsky ..... D13/110  
D467,875 S 12/2002 Barger ..... D13/139.8

(Continued)

**1 Claim, 7 Drawing Sheets**



(58) **Field of Classification Search**

CPC ..... 7/0003; H02J 50/00; H02J 50/40; H02J 50/402; H02J 50/50; A45C 2011/001; A45C 2011/002; A45C 2011/003; H01R 13/11; H01R 13/518; H01R 13/642; H01R 13/652; H01R 25/003; H01R 25/006; H01R 43/26; H01H 71/62; H01H 73/14

See application file for complete search history.

D944,741 S \* 3/2022 Chen ..... D13/137.2  
 D948,451 S \* 4/2022 Wang ..... D13/139.8  
 D951,199 S \* 5/2022 Wu ..... D13/139.8  
 2008/0150357 A1 6/2008 Teitelbaum ..... H01R 13/6666  
 307/11  
 2010/0020460 A1 1/2010 Lee ..... H01R 25/003  
 361/118  
 2010/0165530 A1 7/2010 Lee ..... H01R 13/6633  
 361/91.2  
 2016/0197431 A1 7/2016 Hsu ..... H01R 31/065  
 200/51 R  
 2016/0352119 A1 12/2016 Noh ..... H02J 7/0045

(56) **References Cited**

U.S. PATENT DOCUMENTS

D517,484 S 3/2006 Wakefield ..... D13/139.8  
 D535,948 S \* 1/2007 Lee ..... D13/139.8  
 D549,657 S 8/2007 Ng ..... D13/139.8  
 D554,064 S 10/2007 Ng ..... D13/139.8  
 D564,451 S 3/2008 Fornino ..... D13/139.8  
 D593,031 S 5/2009 Miyatake ..... D13/110  
 D657,310 S \* 4/2012 Fahrendorff ..... D13/110  
 D667,786 S 9/2012 Ueda ..... D13/107  
 D696,626 S \* 12/2013 Jacobs ..... D13/110  
 D705,170 S 5/2014 Diehl ..... D13/137.1  
 D705,732 S 5/2014 Lee ..... D13/137.2  
 D714,214 S 9/2014 Wikel ..... D13/107  
 D769,188 S 10/2016 Miller ..... D13/108  
 D773,990 S 12/2016 Murphy ..... D13/107  
 D773,991 S 12/2016 Liu ..... D13/107  
 D801,276 S 10/2017 Lin ..... D13/139.7  
 D807,827 S 1/2018 Lu ..... D13/137.2  
 D807,828 S 1/2018 Xu ..... D13/137.2  
 D808,336 S 1/2018 Chien ..... D13/110  
 D820,212 S 6/2018 Stern ..... D13/137.2  
 D835,035 S 12/2018 Nauroy ..... D13/108  
 D837,736 S 1/2019 Liao ..... D13/139.7  
 D844,566 S 4/2019 Yu ..... D13/139.7  
 D849,686 S 5/2019 Byrne ..... D13/139.7  
 D852,139 S 6/2019 Wen ..... D13/139.7  
 D856,923 S 8/2019 Huang ..... D13/139.7  
 D864,874 S \* 10/2019 Xu ..... D13/139.8  
 D879,716 S \* 3/2020 Chuang ..... D13/110  
 D883,927 S \* 5/2020 Chan ..... D13/110  
 D899,375 S \* 10/2020 Bao ..... D13/137.2  
 D900,033 S \* 10/2020 Chen ..... D13/137.2  
 D900,748 S \* 11/2020 Chen ..... D13/137.2  
 D922,954 S \* 6/2021 Mei ..... D13/139.8  
 D935,390 S \* 11/2021 Kumarswamy ..... D13/103  
 D942,398 S \* 2/2022 Yang ..... D13/139.6

FOREIGN PATENT DOCUMENTS

CN 305801235 \* 5/2020  
 CN 306422985 \* 3/2021  
 EM 007004619-0001 \* 10/2019  
 EM 007004619-0002 \* 10/2019  
 GB 1039229 \* 10/1987  
 GB 6097889 \* 8/2020

OTHER PUBLICATIONS

“Eaton 3S750 UPS Battery Backup & Surge Protector, 750VA / 450W, 10 Outlets for Home or Office Devices”, first available Jun. 30, 2011. Amazon.com [https://www.amazon.com/dp/B005EIHDIK] (Year: 2011).\*

“Eaton 3S350 UPS Battery Backup & Surge Protector, 350VA / 200W, 8 Outlets for Home or Office Devices”, first available Aug. 6, 2012. Amazon.com [https://www.amazon.com/dp/B00906CH8S] (Year: 2012).\*

“3S550F”, first accessed Jul. 21, 2022. Omnicall.co [https://www.omnicall.co/products/eaton/3s550f/3222233?locale=US&gclid=EAlalQobChMk\_fNi9eU7wIVkpJbCh1RAAMUEAQYeyABEgls\_D\_BwE] (Year: 2022).\*

“Eaton (3S550)”, first available Apr. 30, 2012. Amazon.com [https://www.amazon.com/Eaton-3S550-550-Desktop-Standby/dp/B00F07T3WE/ref=sr\_1\_7?dchild=1&keywords=eaton+power+supply&qid=16147935%E2%80%A6] (Year: 2012).

“3S550F Eaton UPS”, first accessed Mar. 3, 2021. Omnicall.co [https://www.omnicall.co/products/eaton/3s550f/3222233?locale=US&gclid=EAlalQobChMk\_fNi9eU7wIVkpJbCh1RAAMUEAQYeyABEgls\_D\_BwE] (Year: 2021).

\* cited by examiner

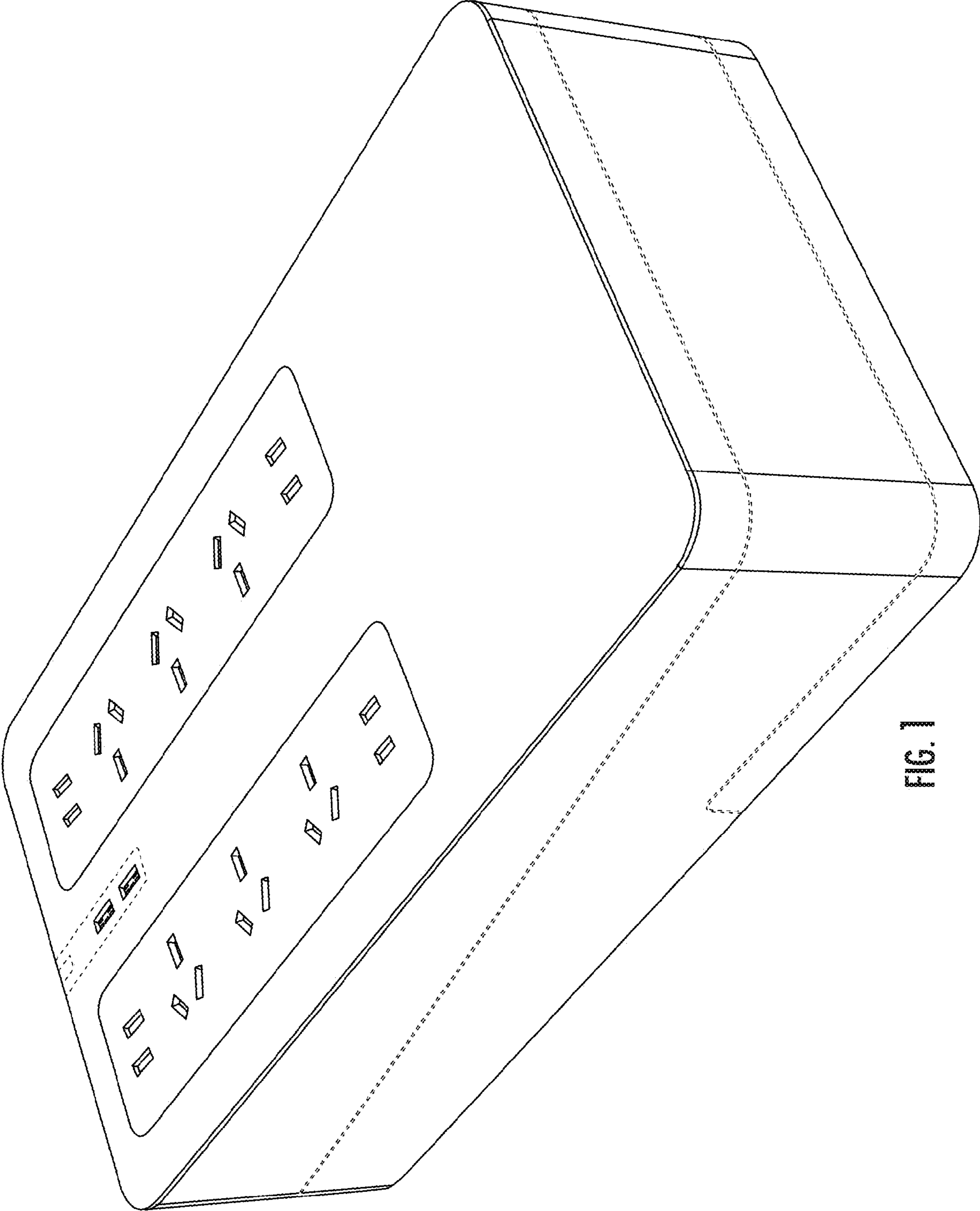


FIG. 1

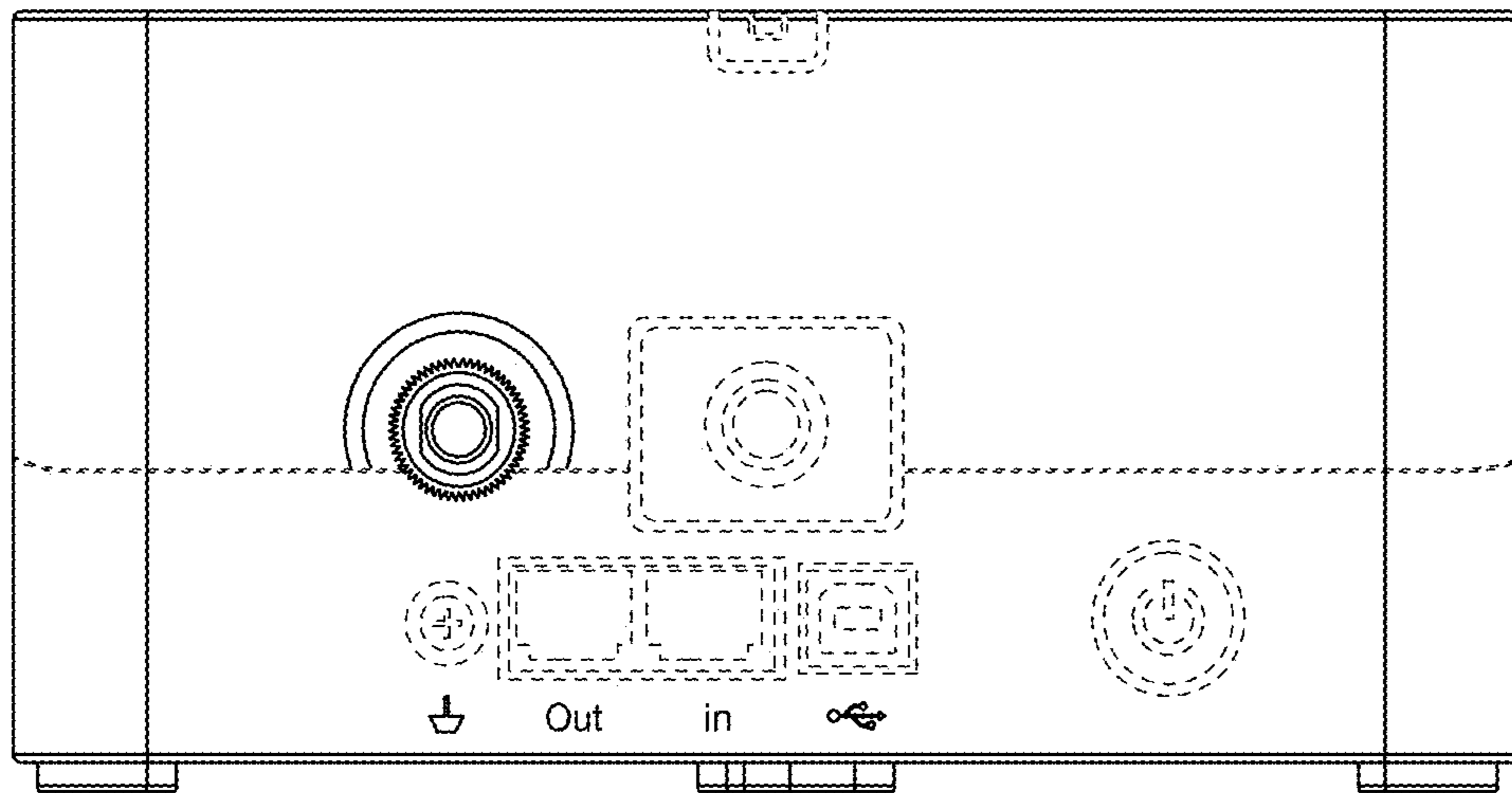


FIG. 2

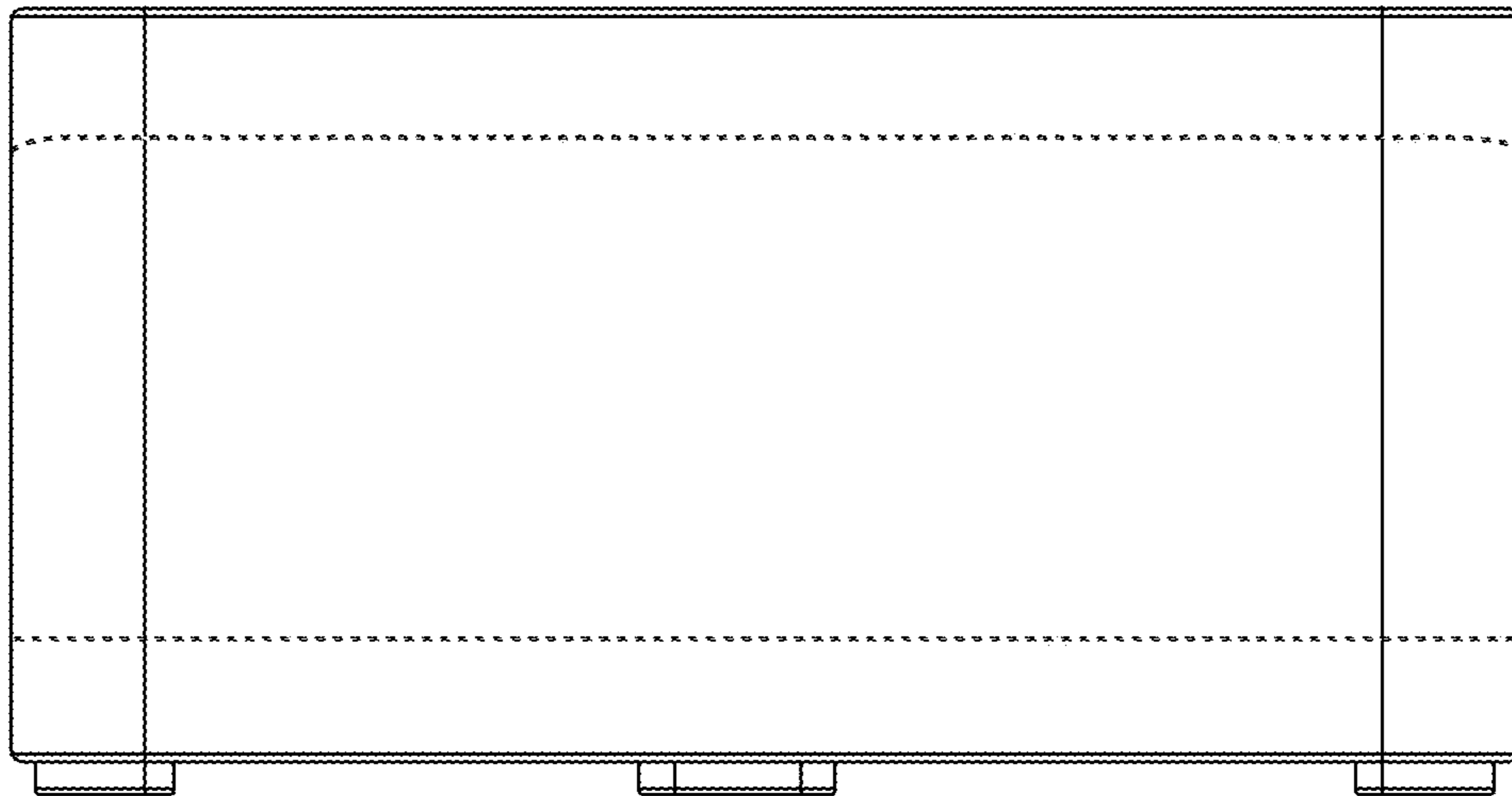


FIG. 3

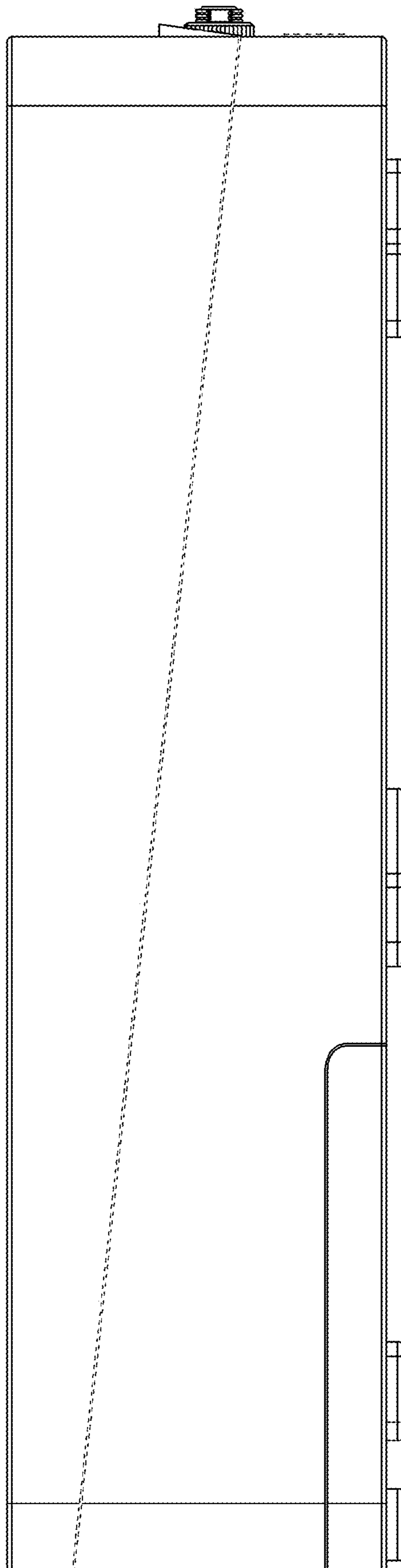


FIG. 4

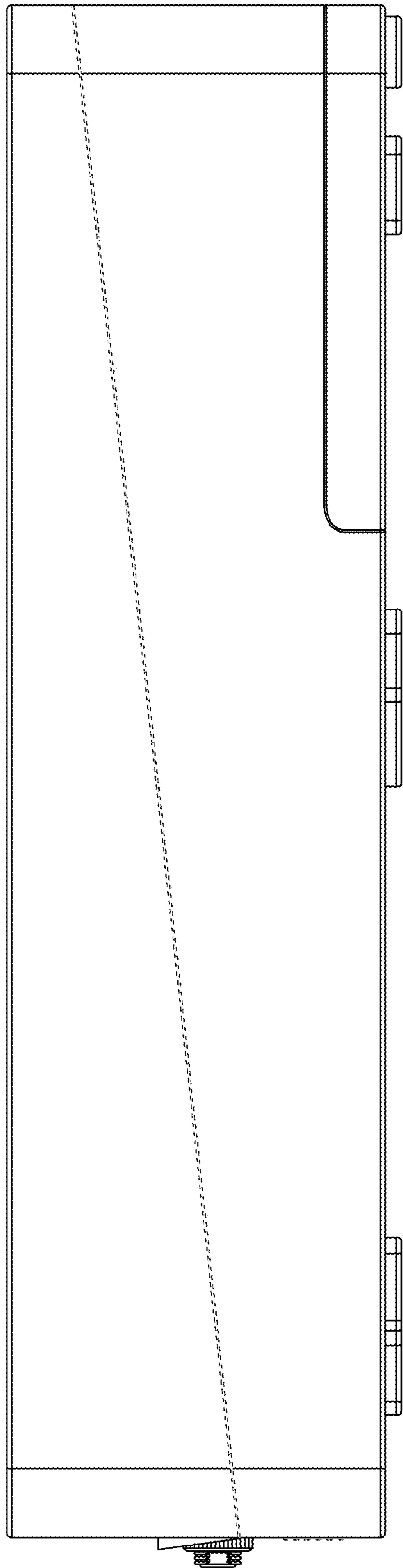


FIG. 5

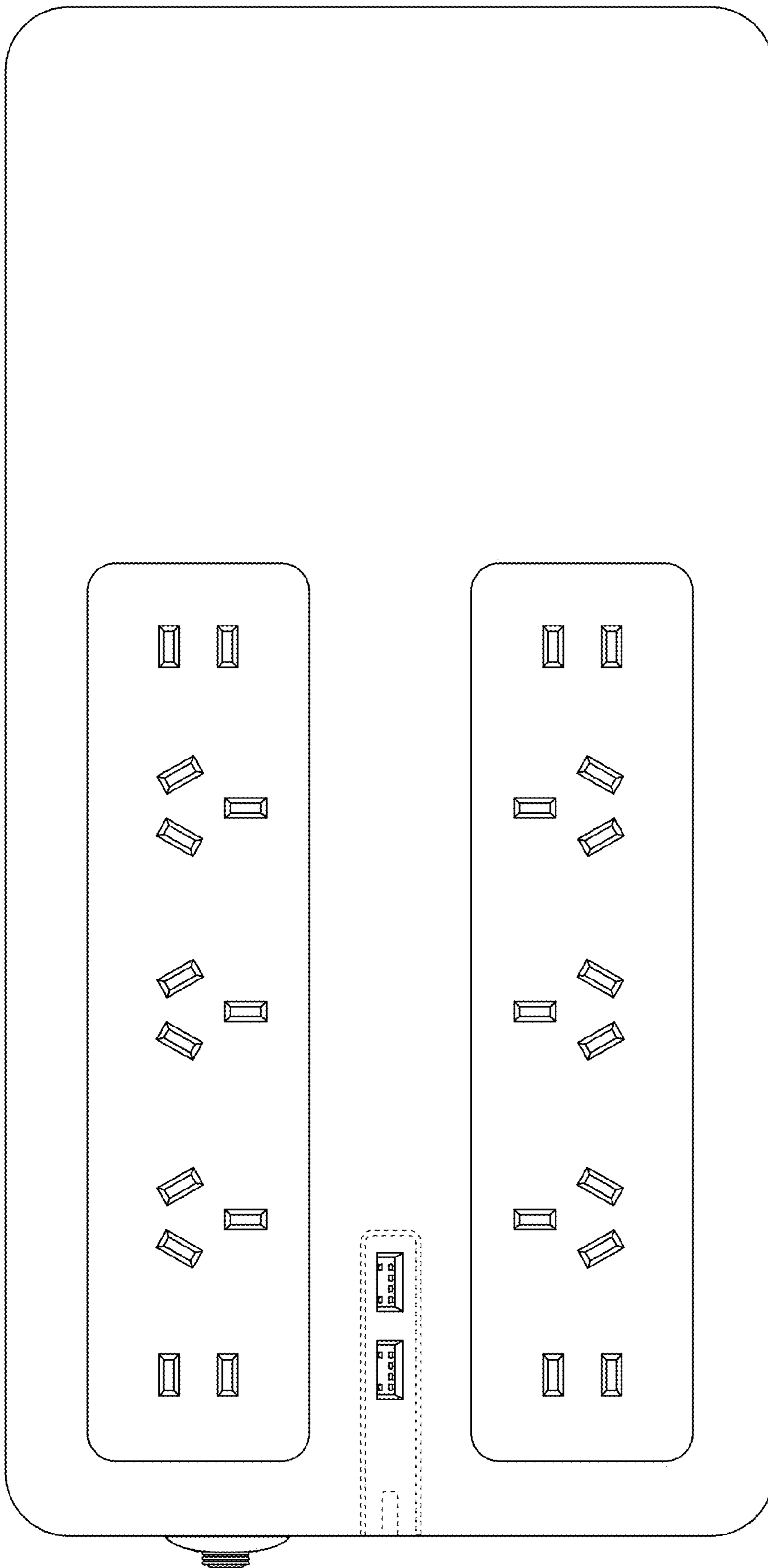


FIG. 6



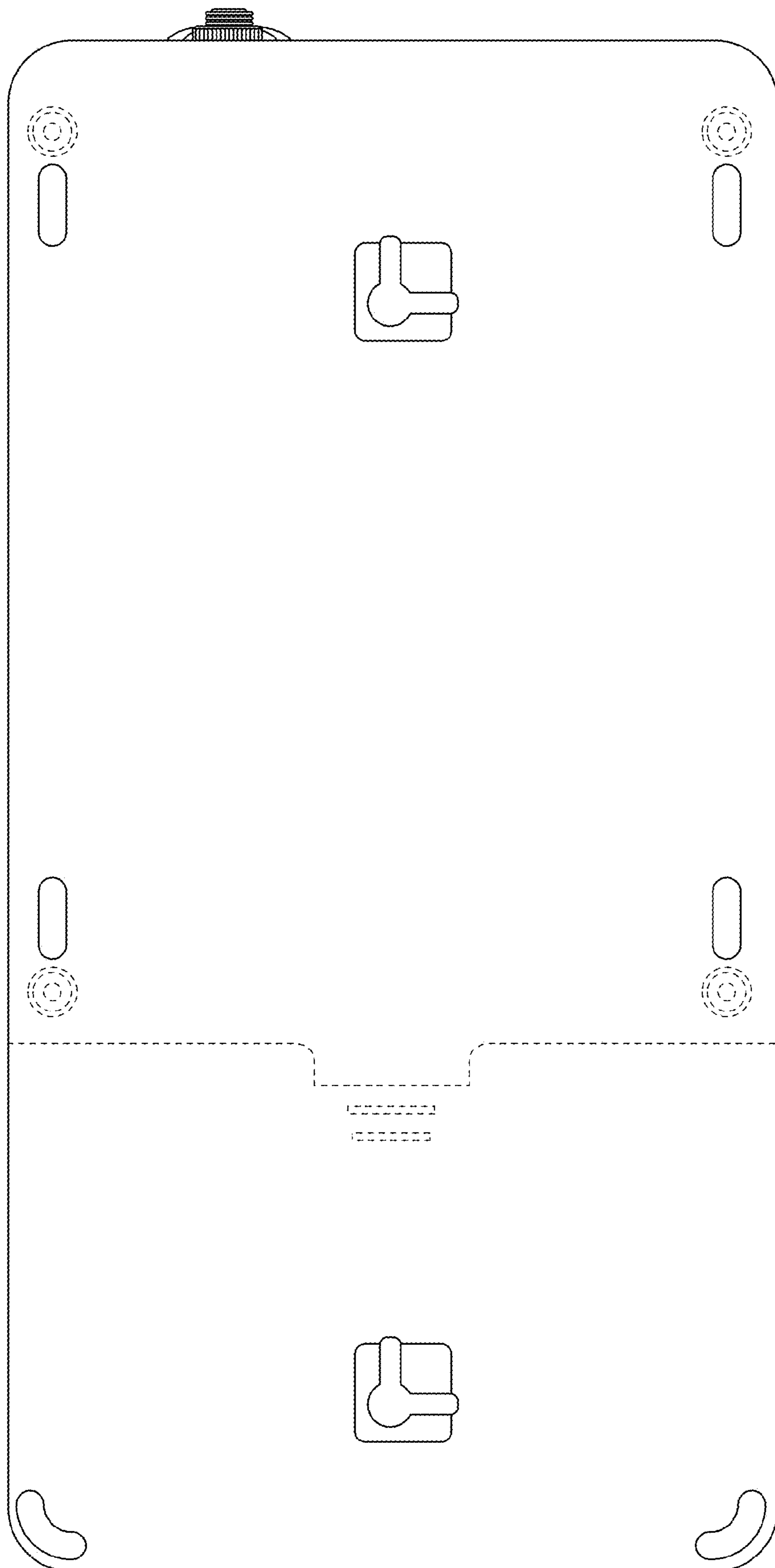


FIG. 7

UNITED STATES PATENT AND TRADEMARK OFFICE  
**CERTIFICATE OF CORRECTION**

PATENT NO. : D986,829 S  
APPLICATION NO. : 29/820060  
DATED : May 23, 2023  
INVENTOR(S) : Yang et al.

Page 1 of 1

It is certified that error appears in the above-identified patent and that said Letters Patent is hereby corrected as shown below:

On the Title Page

Description, FIG. 1:

Please correct “uninterruptible power supply”

To read -- uninterruptible power supply (UPS) --

Description, FIG. 6:

Please correct “uninterruptible power supply”


To read -- UPS --

Description, FIG. 7:

Please correct “uninterruptible power supply”

To read -- UPS --

Signed and Sealed this  
Fourth Day of July, 2023



Katherine Kelly Vidal  
*Director of the United States Patent and Trademark Office*