



US00D986820S

(12) **United States Design Patent**
Lou et al.

(10) **Patent No.:** **US D986,820 S**

(45) **Date of Patent:** **** May 23, 2023**

(54) **CAR JUMP STARTER**

(71) Applicant: **HUNAN LIANKE TECHNOLOGY CO., LTD**, Changde (CN)

(72) Inventors: **Ke Lou**, Changde (CN); **Zhenbin Zhou**, Changde (CN); **Kaijun Zhou**, Changde (CN); **Chang Gang Zhang**, Changde (CN)

(73) Assignee: **HUNAN LIANKE TECHNOLOGY CO., LTD**, Changde (CN)

(**) Term: **15 Years**

(21) Appl. No.: **29/799,744**

(22) Filed: **Jul. 16, 2021**

(30) **Foreign Application Priority Data**

May 19, 2021 (CN) 202130301274.5

(51) **LOC (14) Cl.** **13-02**

(52) **U.S. Cl.**
USPC **D13/107**

(58) **Field of Classification Search**
USPC D3/201, 208, 212, 218, 273, 274, 294,
D3/302; D13/101, 107, 108, 110, 118,
D13/119, 123, 184, 199; D14/223, 356;
D15/7, 9
CPC A45C 2011/001; A45C 13/002; H04R
1/1025; G06F 1/26
See application file for complete search history.

(56) **References Cited**

U.S. PATENT DOCUMENTS

D701,490 S * 3/2014 Inskeep D13/110
D742,822 S * 11/2015 Ju D13/103
D809,454 S * 2/2018 Zhou D13/103
D813,162 S * 3/2018 Krantz D13/110
D836,064 S * 12/2018 Liu D13/102
D851,586 S * 6/2019 Liu D13/103
D892,727 S * 8/2020 Gan D13/103

D896,749 S * 9/2020 Wu D13/107
D918,830 S * 5/2021 Chen D13/103
D934,793 S * 11/2021 Shu D13/107
D944,725 S * 3/2022 Zeng D13/103
D954,641 S * 6/2022 Zeng D13/103

FOREIGN PATENT DOCUMENTS

CN 202230542995 X * 8/2022

OTHER PUBLICATIONS

Topdon JS1200 Jump Starter, dated Sep. 17, 2021, [online], [site visited Dec. 28, 2022]. Available from Internet, URL: https://www.amazon.com/dp/B09CTZHG9Q/ref=emc_b_5_i?th=1 (Year: 2021).*
Topdon Volcano 2000 Jump Starter, dated Sep. 17, 2021, [online], [site visited Sep. 7, 2020]. Available from Internet, URL: https://www.amazon.com/dp/B09CTZHG9Q/ref=emc_b_5_i?th=1 (Year: 2020).*

* cited by examiner

Primary Examiner — Shawn T Gingrich

Assistant Examiner — Caleb M Baker

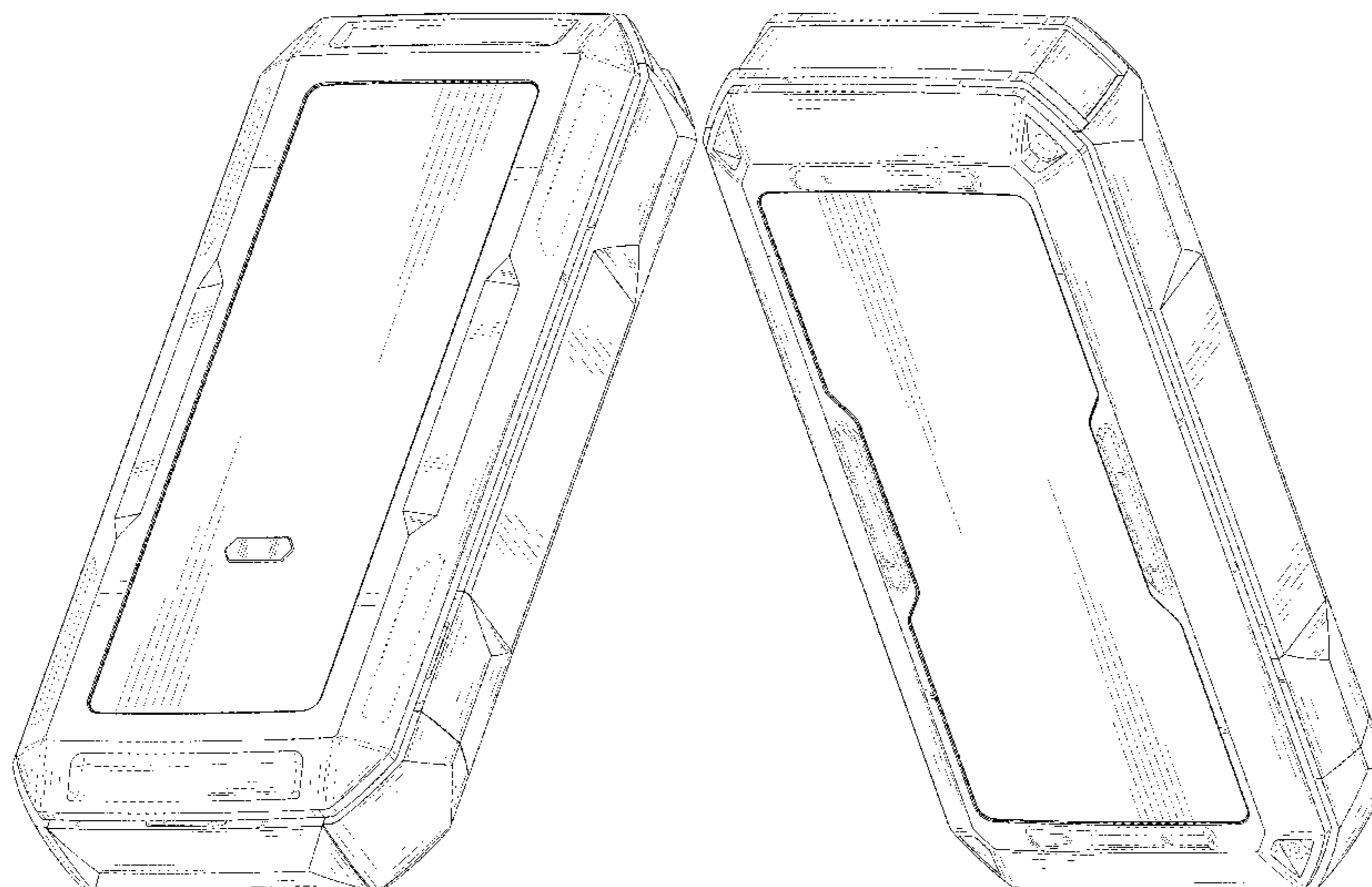
(57) **CLAIM**

The ornamental design for a car jump starter, as shown and described.

DESCRIPTION

FIG. 1 is a perspective view of a car jump starter showing my new design;
FIG. 2 is another perspective view thereof;
FIG. 3 is a front elevational view thereof;
FIG. 4 is a rear elevational view thereof;
FIG. 5 is a left side elevational view thereof;
FIG. 6 is a right side elevational view thereof;
FIG. 7 is a top plan view thereof; and,
FIG. 8 is a bottom plan view thereof.
The broken lines in the drawings depict portions of the car jump starter that form no part of the claimed design.

1 Claim, 8 Drawing Sheets



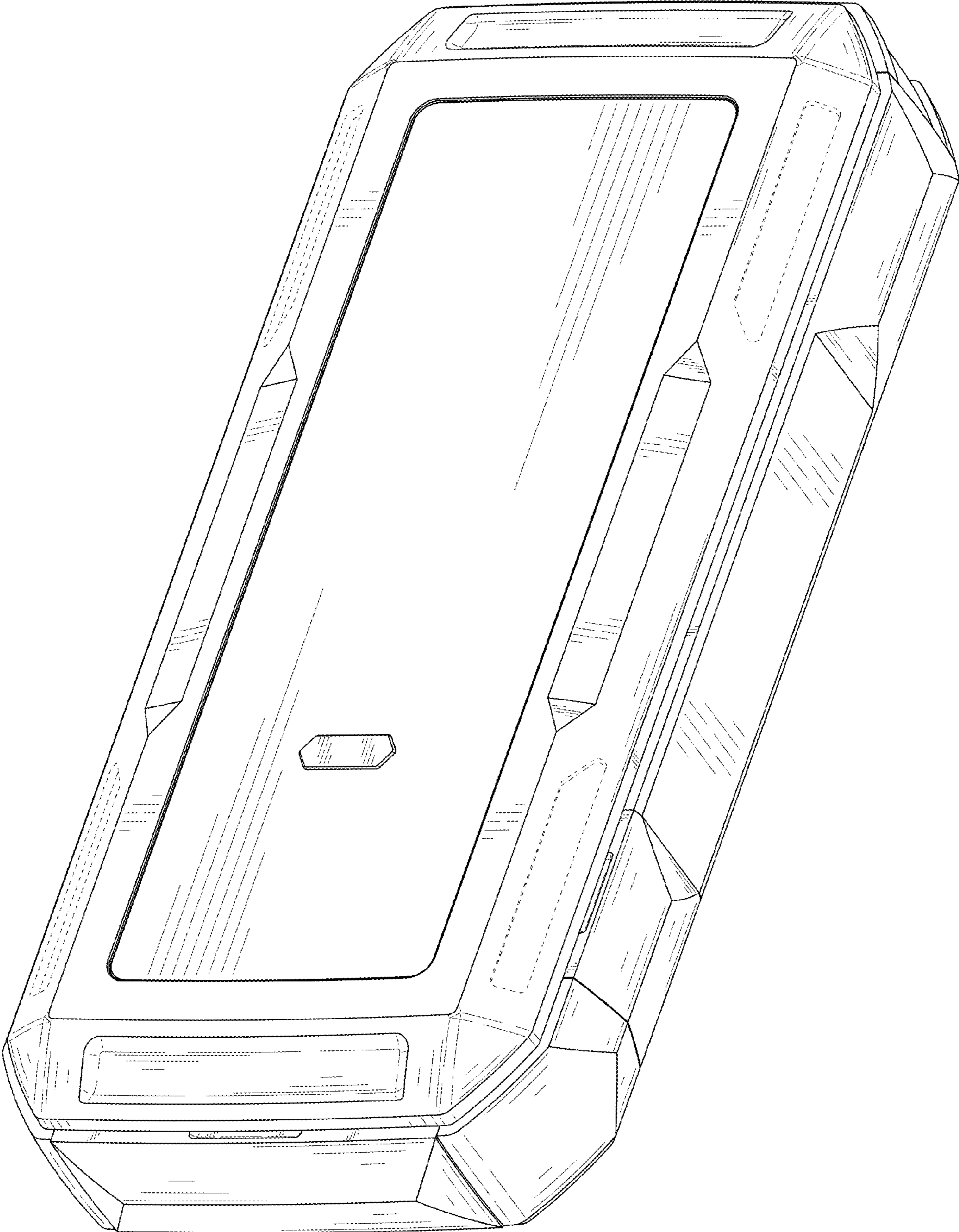


FIG. 1

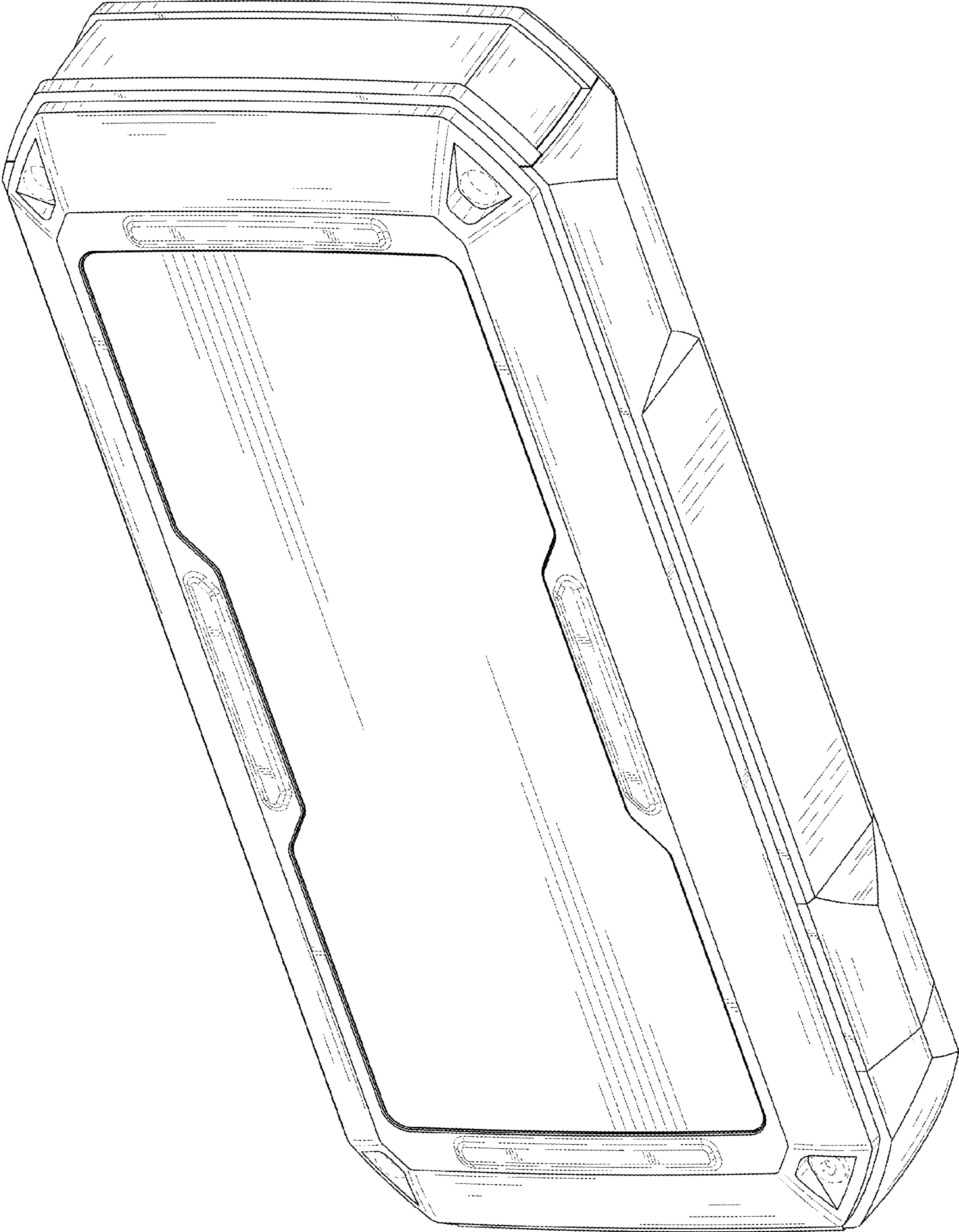


FIG. 2

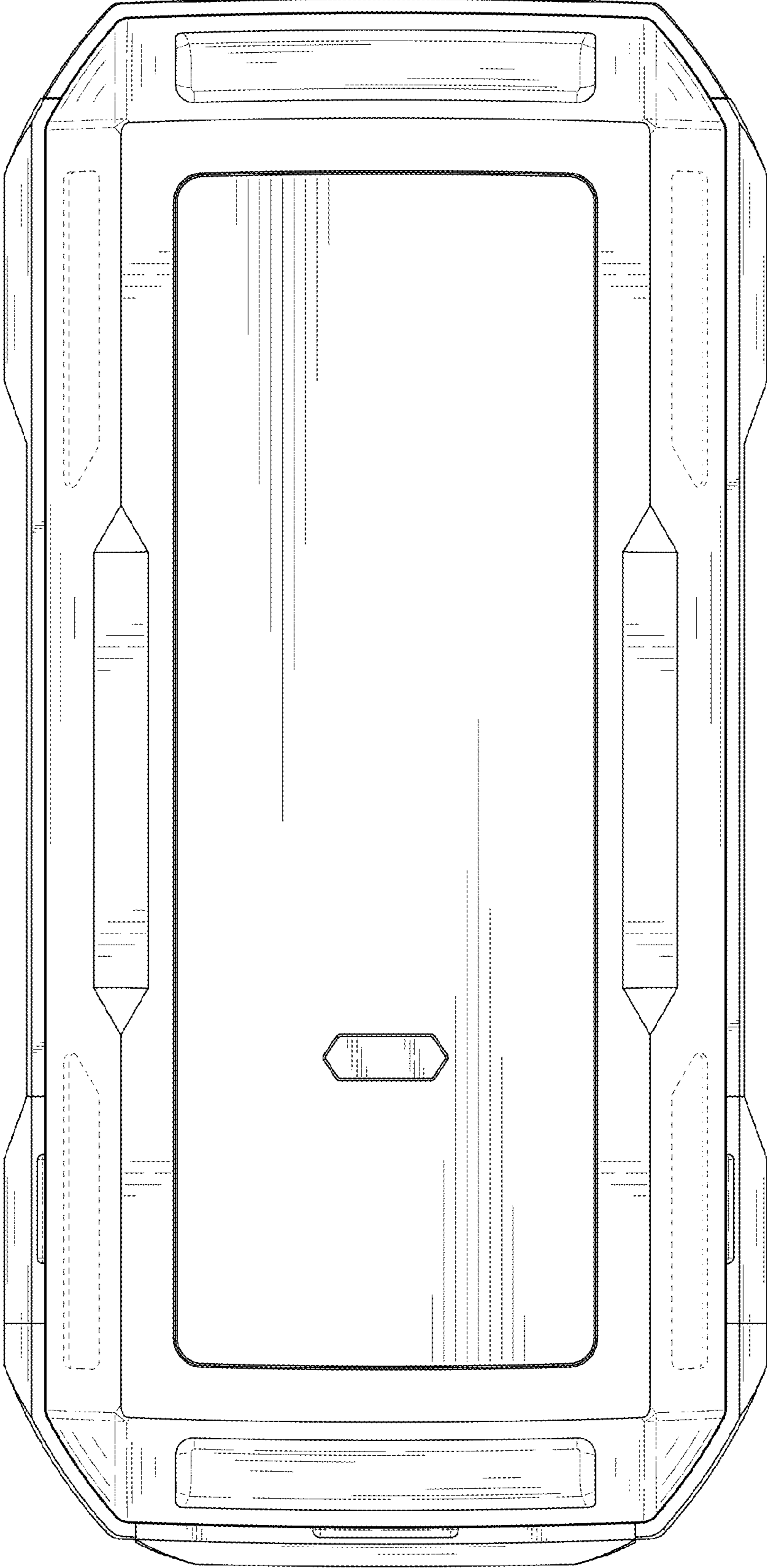


FIG. 3

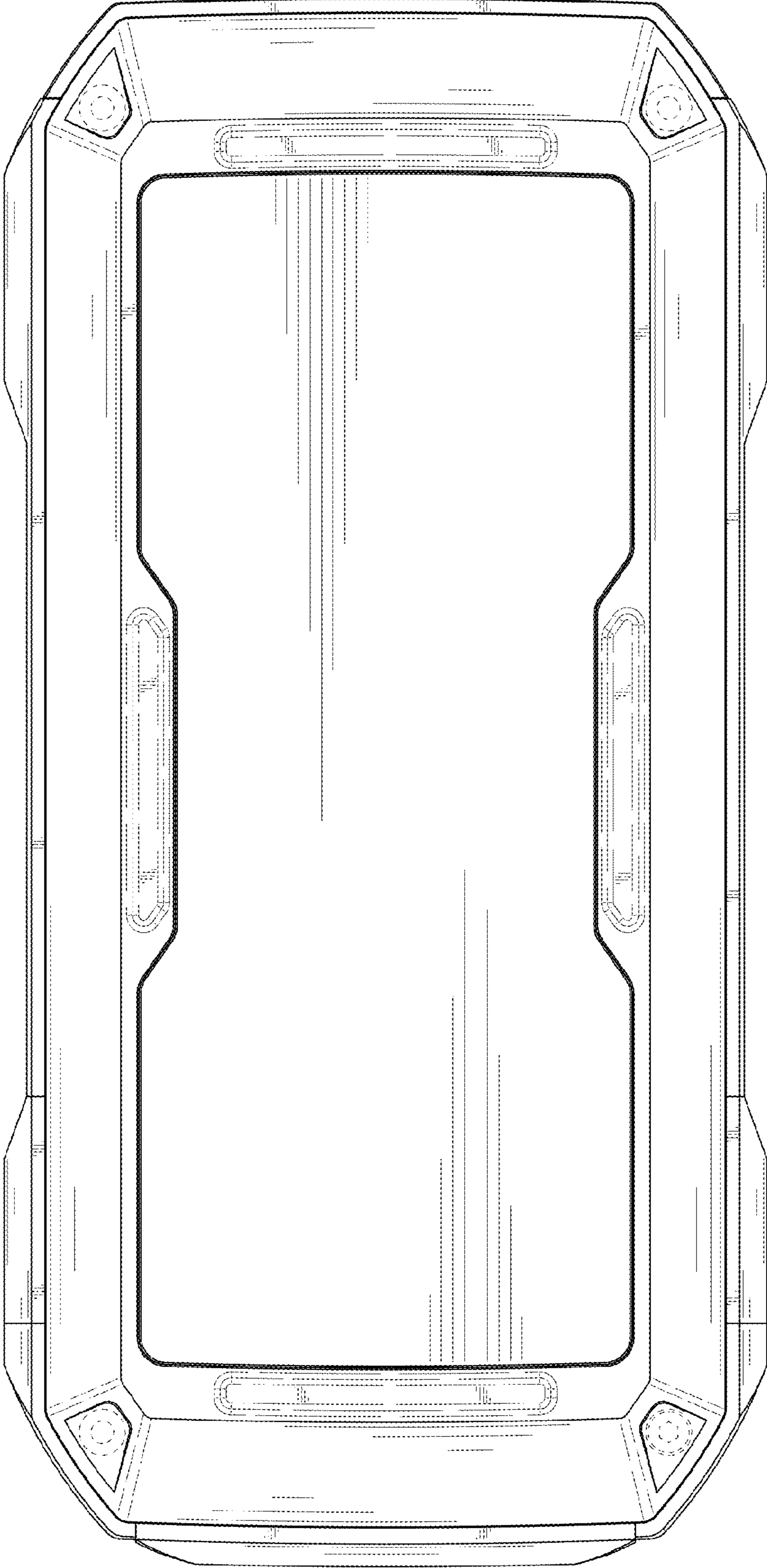


FIG. 4

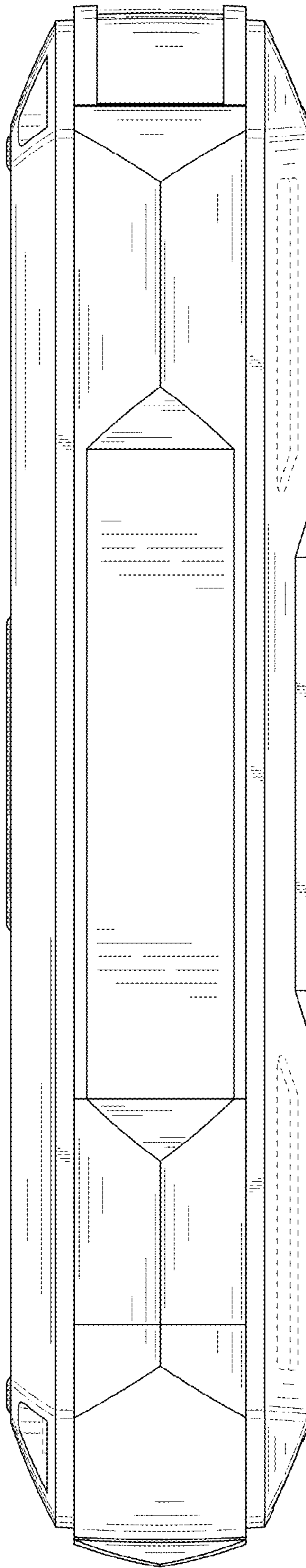


FIG. 5

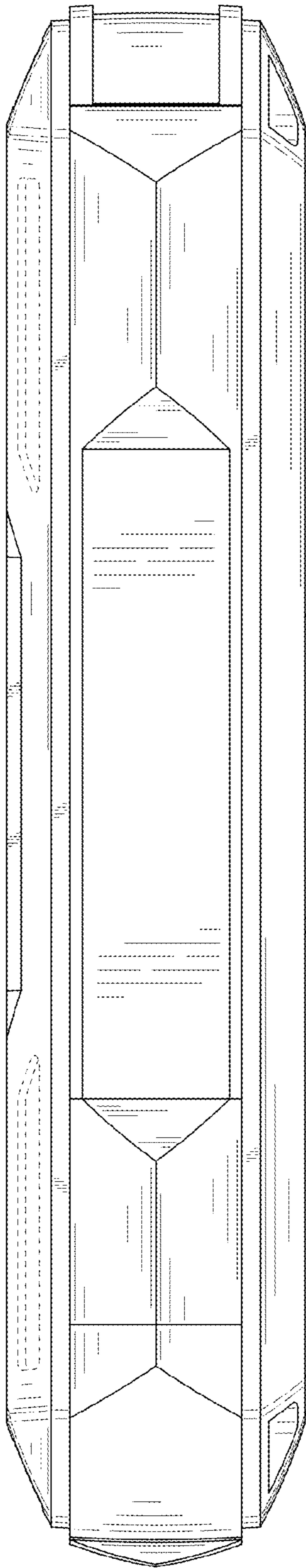


FIG. 6




FIG. 7

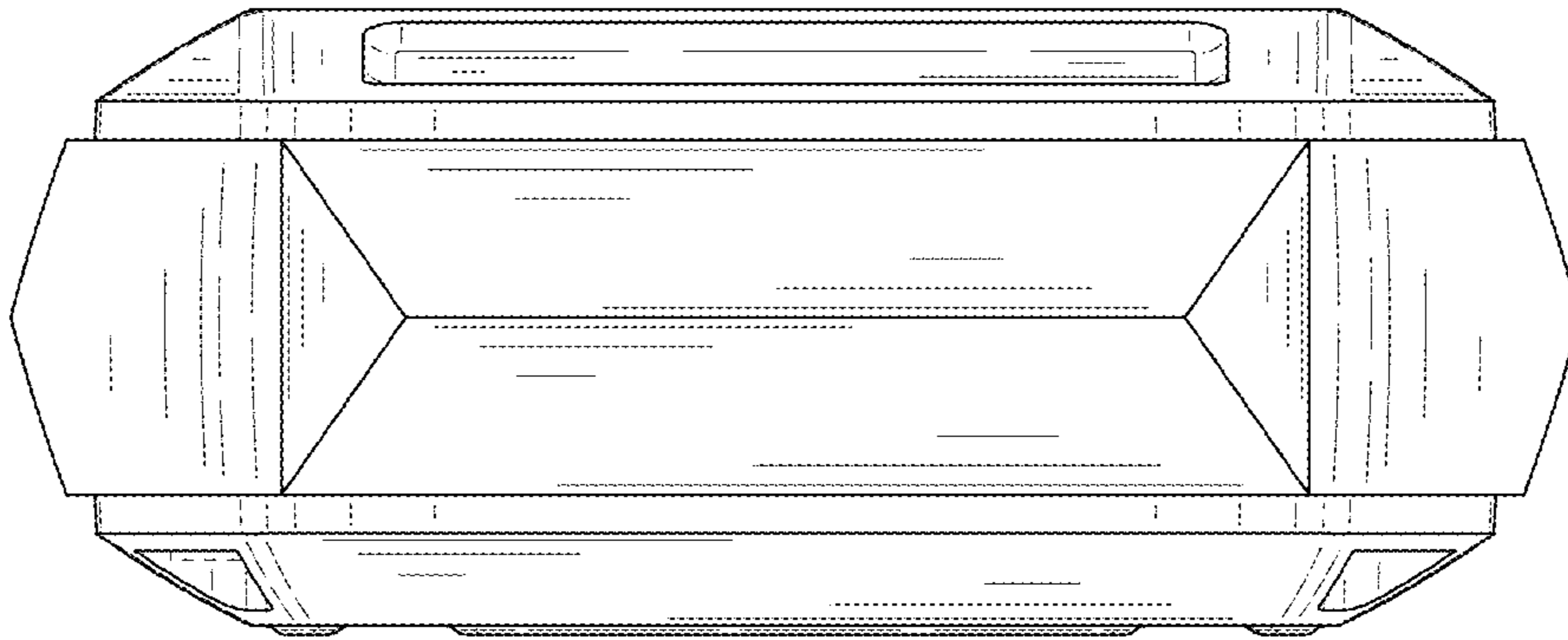


FIG. 8