



US00D986817S

(12) **United States Design Patent**  
**Ayub et al.**

(10) **Patent No.:** **US D986,817 S**  
(45) **Date of Patent:** **\*\* May 23, 2023**

(54) **BATTERY**

- (71) Applicant: **Inventus Power, Inc.**, Woodridge, IL (US)
- (72) Inventors: **Ilyas Ayub**, Naperville, IL (US);  
**William Mark Batts**, Elburn, IL (US);  
**Timothy James Vallaro**, Batavia, IL (US);  
**Elijah Brett Goldin**, Colorado Springs, CO (US);  
**Anvin Joe Manadan**, Woodridge, IL (US)
- (73) Assignee: **Inventus Power, Inc.**, Woodridge, IL (US)
- (\*\*) Term: **15 Years**
- (21) Appl. No.: **29/821,059**
- (22) Filed: **Dec. 27, 2021**  
**Related U.S. Application Data**

(63) Continuation of application No. 29/756,872, filed on Oct. 30, 2020, now Pat. No. Des. 939,433.

(51) **LOC (14) Cl.** ..... **13-02**  
 (52) **U.S. Cl.**  
 USPC ..... **D13/103**

(58) **Field of Classification Search**  
 USPC ..... D13/102–106, 110, 118–119, 184  
 CPC . Y02E 60/10; H01M 2220/30; H01M 50/209;  
 H01M 50/213; H01M 50/183; H01M 50/10;  
 H01M 50/529; H01M 50/531; H01M 10/0525;  
 H01M 10/0436; H01M 10/052; H01M 10/0565;  
 H01M 10/30; H01M 10/345; H01M 10/425; H01M  
 2010/0495; B25F 5/02; B25F 5/00; A61B  
 2017/00734  
 See application file for complete search history.

(56) **References Cited**

U.S. PATENT DOCUMENTS

- 3,775,188 A \* 11/1973 Oltman ..... H01M 6/46  
29/623.3
- 3,993,507 A 11/1976 Hardigg
- 4,053,685 A 10/1977 Rowley et al.
- 4,346,151 A 8/1982 Uba et al.

(Continued)

FOREIGN PATENT DOCUMENTS

- |    |               |        |
|----|---------------|--------|
| CN | 201922162396  | 7/2020 |
| KR | 20080056978 A | 6/2008 |
| WO | 08023199 A1   | 2/2008 |

OTHER PUBLICATIONS

Eaglepicher Technologies, “Rechargeable Conformal Battery”, visited on Feb. 9, 2020 at <<https://www.eaglepicher.com/sites/default/files/SLB-101%20061419.pdf>>, pp. 2.

(Continued)

*Primary Examiner* — Nathaniel D. Buckner

(74) *Attorney, Agent, or Firm* — Banner & Witcoff, Ltd.

(57) **CLAIM**

The ornamental design for a battery, as shown and described.

**DESCRIPTION**

FIG. 1 is a top, rear, right perspective view of the claimed design for a battery;

FIG. 2 is a top view thereof;

FIG. 3 is a bottom view thereof;

FIG. 4 is a left side view thereof;

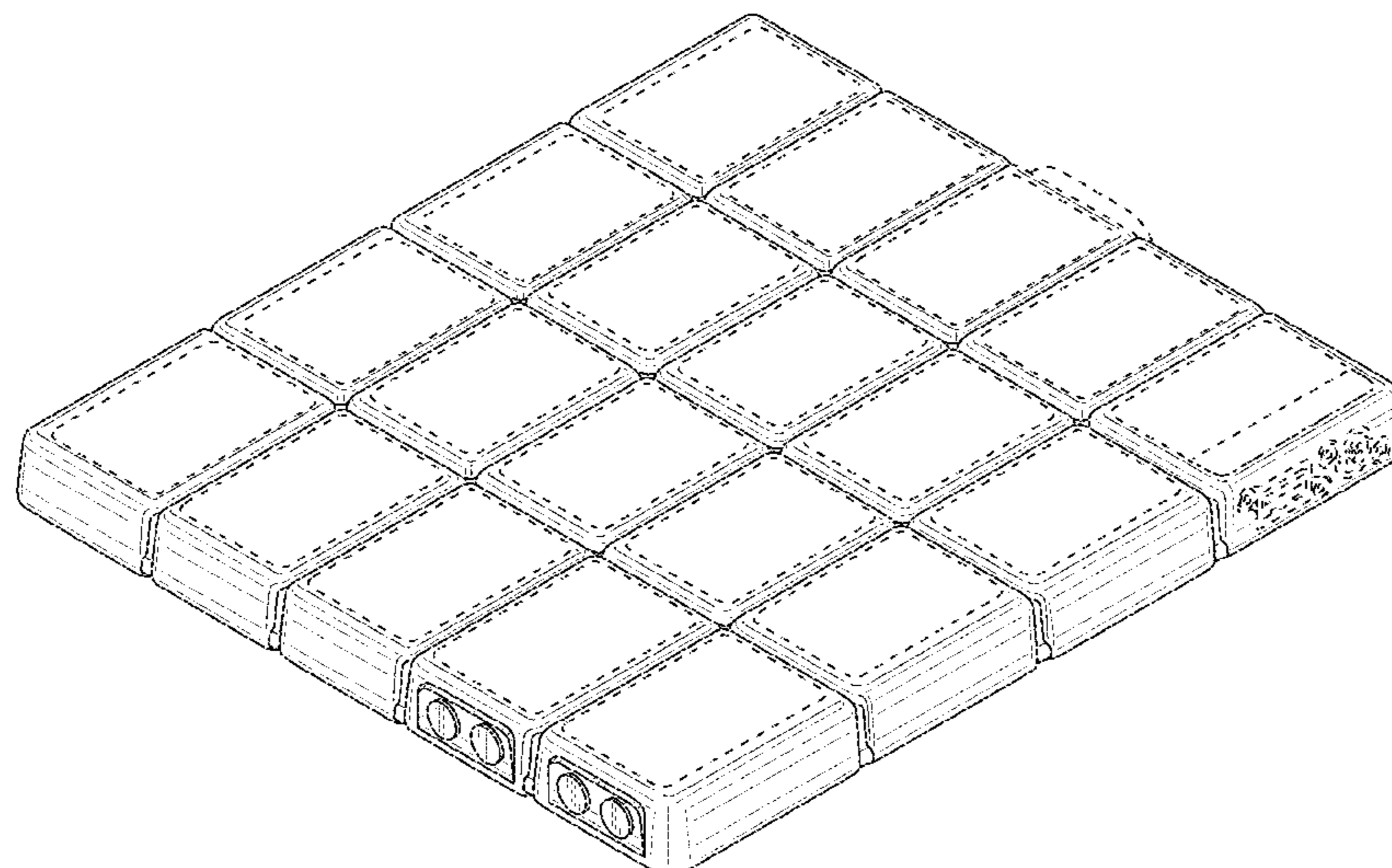
FIG. 5 is a right side view thereof;

FIG. 6 is a front view thereof; and,

FIG. 7 is a rear view thereof.

The dot-dash broken lines depict the boundaries of the claim and from no part thereof. The evenly spaced broken lines depict portions of the battery that form no part of the claimed design.

**1 Claim, 7 Drawing Sheets**



(56)

References Cited

U.S. PATENT DOCUMENTS

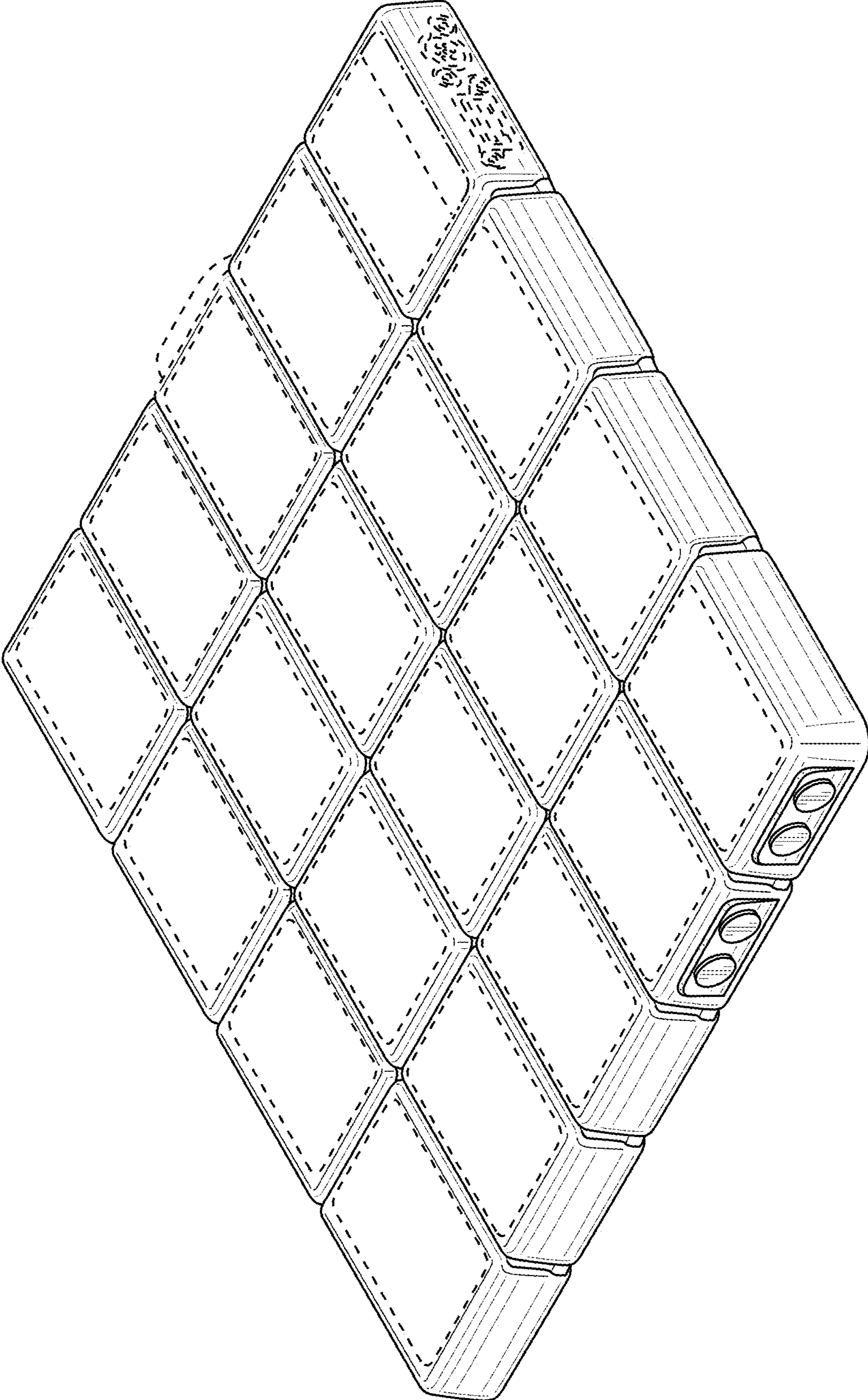
4,658,498 A 4/1987 Yamaura et al.  
 6,365,297 B1 4/2002 Wolczak et al.  
 6,376,126 B1 4/2002 Faust et al.  
 6,410,184 B1 6/2002 Horiuchi et al.  
 6,528,204 B1 3/2003 Hikmet et al.  
 D631,825 S 2/2011 Onnerud et al.  
 D631,827 S 2/2011 Onnerud et al.  
 D631,831 S 2/2011 Onnerud et al.  
 D631,832 S 2/2011 Onnerud et al.  
 D647,079 S \* 10/2011 Woods ..... D14/218  
 8,039,171 B2 \* 10/2011 Seido ..... H01M 8/0273  
 429/522  
 D658,579 S 5/2012 Miyawaki et al.  
 8,192,863 B2 6/2012 Best et al.  
 D673,905 S 1/2013 Sano et al.  
 D673,906 S 1/2013 Sano et al.  
 D673,907 S 1/2013 Sano et al.  
 D677,620 S 3/2013 Corbin et al.  
 D686,981 S 7/2013 Koyabu et al.  
 D700,139 S 2/2014 Chan et al.  
 D708,128 S 7/2014 Andre et al.  
 D711,311 S 8/2014 Corbin et al.  
 8,795,880 B2 8/2014 Matsubara  
 8,860,372 B2 10/2014 Guang et al.  
 D719,087 S 12/2014 Bataillou et al.  
 8,927,137 B2 1/2015 Ayub et al.  
 D724,529 S 3/2015 Kwon et al.  
 D763,849 S \* 8/2016 Choo ..... D14/341  
 9,564,761 B2 2/2017 Hopfer, III et al.  
 9,780,421 B2 10/2017 Palanchon et al.  
 10,056,584 B2 8/2018 Hwang  
 10,134,528 B2 11/2018 Stockman  
 D843,933 S 3/2019 Giddings et al.  
 D844,555 S 4/2019 McLean et al.

D848,943 S 5/2019 Chojnowski  
 D853,321 S 7/2019 Sutenas  
 10,388,939 B2 8/2019 Urano et al.  
 D866,466 S 11/2019 Vestergaard  
 10,516,141 B2 \* 12/2019 Minamitani ..... H01M 50/183  
 D872,010 S 1/2020 Pilliod et al.  
 10,784,474 B2 \* 9/2020 Keates ..... H01M 4/76  
 D911,923 S 3/2021 Brennan, Jr. et al.  
 10,950,913 B1 3/2021 Goldin et al.  
 11,064,604 B1 \* 7/2021 Goldin ..... H01M 50/238  
 D939,433 S \* 12/2021 Ayub ..... D13/103  
 11,349,174 B2 \* 5/2022 Ayub ..... H01M 50/238  
 2008/0241677 A1 10/2008 Garcia Alberola  
 2009/0291361 A1 11/2009 Scorziello  
 2013/0295434 A1 11/2013 Ayub et al.  
 2017/0018784 A1 \* 1/2017 Yun ..... H01M 6/40  
 2018/0175346 A1 \* 6/2018 Schmid-Schoenbein .....  
 H01M 50/121  
 2019/0237832 A1 8/2019 Ju et al.  
 2020/0227798 A1 7/2020 Gaigg et al.  
 2020/0403566 A1 12/2020 Yamaai et al.  
 2021/0028520 A1 1/2021 Geskes et al.  
 2021/0066680 A1 3/2021 Amante et al.


OTHER PUBLICATIONS

Rebecca Cragun, et al., "Li-Ion Conformal Wearable Battery," EaglePicher Technologies, LLC visited on Feb. 9, 2020 at <<http://www.powersourcesconference.com/Power%20Sources%202018%20Digest/docs/34-2.pdf>>, pp. 577-580.  
 Inventus Power, "Conformal Wearable Batteries Safe, 'Flexible, Wearable Power Designed to Increase Mission Effectiveness'," visited on Nov. 4, 2020 at <<https://inventuspower.com/conformal-wearable-batteries/>>, pp. 3.


\* cited by examiner



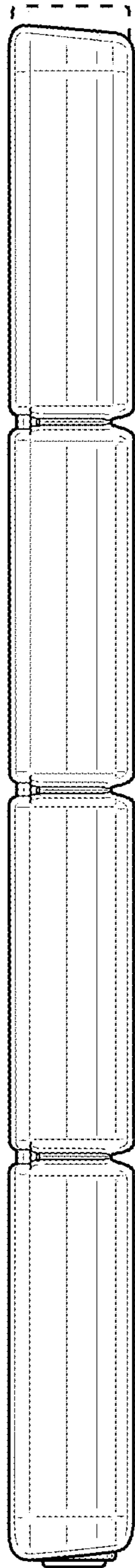
**FIG. 1**



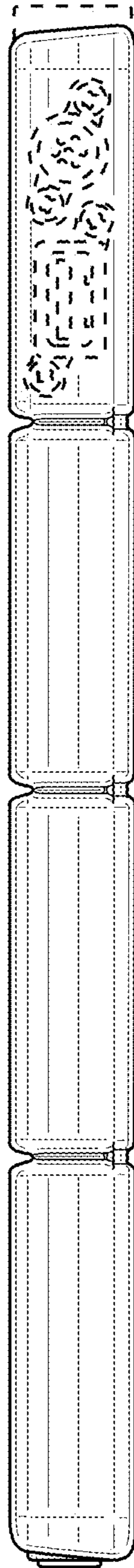
**FIG. 2**




**FIG. 3**



**FIG. 4**

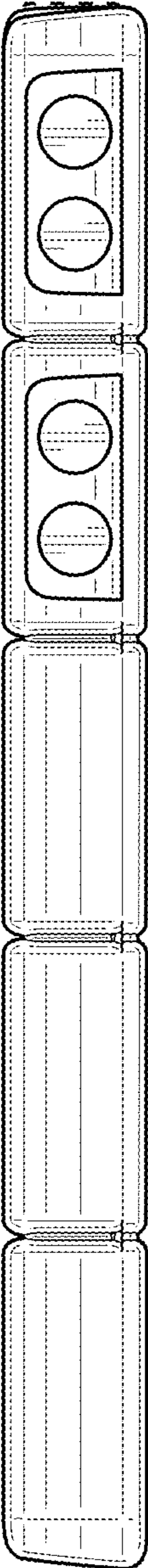


**FIG. 5**



**FIG. 6**





**FIG. 7**