



US00D986810S

(12) **United States Design Patent**
Parr et al.

(10) **Patent No.:** **US D986,810 S**

(45) **Date of Patent:** **** May 23, 2023**

- (54) **TIRE**
- (71) Applicant: **Bridgestone Americas Tire Operations, LLC**, Nashville, TN (US)
- (72) Inventors: **Richard S. Parr**, Canton, OH (US); **David M. Severyn**, Uniontown, OH (US); **Paul J. Wischt, Jr.**, Barberton, OH (US); **Zachary A. Sterba**, Akron, OH (US)
- (73) Assignee: **Bridgestone Americas Tire Operations, LLC**, Nashville, TN (US)
- (**) Term: **15 Years**

D476,946 S	7/2003	Lee et al.	
6,619,352 B2	9/2003	Diensthuber et al.	
D483,003 S	12/2003	Shirouzo	
D490,046 S	5/2004	Fukunaga	
D497,143 S	10/2004	Lee et al.	
D498,204 S	11/2004	Sato	
D586,726 S	2/2009	Baumard et al.	
D593,483 S	6/2009	Lee et al.	
D597,925 S	8/2009	Lundgren et al.	
D601,079 S	9/2009	Hughes et al.	
D601,485 S	10/2009	Hughes et al.	
D601,941 S	10/2009	Ashton et al.	
D640,182 S	6/2011	Kiwaki	
D648,675 S *	11/2011	Kiwaki	D12/604
D651,158 S	12/2011	Berryman et al.	
D656,893 S *	4/2012	Kiwaki	D12/604
D682,775 S *	5/2013	Sheifele	D12/604

(Continued)

- (21) Appl. No.: **29/803,772**
- (22) Filed: **Aug. 16, 2021**
- (51) **LOC (14) Cl.** **12-15**
- (52) **U.S. Cl.**
USPC **D12/604**
- (58) **Field of Classification Search**
USPC D12/600–604, 598, 595, 591, 590, 588,
D12/586, 585, 584, 583, 582, 581, 580,
D12/574, 573, 565, 564, 553, 532, 530
CPC B60C 1/0016; B60C 11/0306; B60C
11/0302; B60C 9/17; B60C 3/06; Y10T
152/10027
See application file for complete search history.

Primary Examiner — Michelle E. Wilson
Assistant Examiner — Clese Moore, Jr.
(74) *Attorney, Agent, or Firm* — Shaun J. Fox

(57) **CLAIM**


The ornamental design for a tire, as shown and described.

DESCRIPTION

FIG. 1 is a side perspective view of a tire showing our new design, it being understood that the tread pattern is repeated throughout the circumference of the tire;
FIG. 2 is a front elevational view thereof; it being understood that the tread pattern is repeated throughout the circumference of the tire;
FIG. 3 is a side elevational view of the left side thereof;
FIG. 4 is a side elevational view of the right side thereof; and,
FIG. 5 is an enlarged fragmentary front elevational view thereof.
In the drawings, the broken lines depict environmental subject matter only and form no part of the claimed design.

1 Claim, 5 Drawing Sheets

- (56) **References Cited**
U.S. PATENT DOCUMENTS
5,360,043 A 11/1994 Croyle et al.
D365,054 S 12/1995 Faulk
D365,796 S 1/1996 Scarpitti et al.
5,639,320 A 6/1997 Oare et al.
D390,817 S 2/1998 Graas et al.
D432,961 S 10/2000 Guspodin et al.
D444,425 S 7/2001 Maxwell



(56)

References Cited

U.S. PATENT DOCUMENTS

D687,369 S *	8/2013	Kitamura	D12/583	D825,441 S	8/2018	Sato	
D700,880 S	3/2014	Takemoto		D830,290 S *	10/2018	Kojima	D12/604
D711,308 S	8/2014	Lamb		D835,570 S *	12/2018	Montesello	D12/604
D722,558 S *	2/2015	Takei	D12/584	D836,062 S *	12/2018	Moser	D12/530
D726,641 S	4/2015	Kuwano		D836,535 S *	12/2018	Moser	D12/530
D727,835 S	4/2015	Murata et al.		D847,733 S *	5/2019	Parr	D12/604
D747,677 S	1/2016	Hughes et al.		D848,939 S *	5/2019	Marella	D12/604
D753,052 S *	4/2016	Kato	D12/584	D848,940 S *	5/2019	Parr	D12/604
D765,023 S *	8/2016	Parr	D12/604	D855,560 S *	8/2019	Scheifele	D12/604
D769,791 S	10/2016	Dixon et al.		D856,912 S *	8/2019	Schultz	D12/604
D779,411 S *	2/2017	Scheifele	D12/532	D859,302 S *	9/2019	Severyn	D12/604
9,649,885 B2	5/2017	Takagi		D877,694 S *	3/2020	Parr	D12/565
D788,694 S *	6/2017	Speziari	D12/604	D879,027 S *	3/2020	Wolbert	D12/604
D793,952 S *	8/2017	Hayashi	D12/604	D880,412 S *	4/2020	Schultz	D12/594
D798,227 S *	9/2017	Scheifele	D12/604	D881,801 S *	4/2020	Lundgren	D12/604
D804,400 S *	12/2017	Kiwaki	D12/602	D886,041 S *	6/2020	Schultz	D12/604
D810,007 S *	2/2018	Lundgren	D12/604	D888,653 S *	6/2020	Parr	D12/604
D818,942 S *	5/2018	Parr	D12/604	D889,389 S *	7/2020	Severyn	D12/604
D818,943 S *	5/2018	McKenney	D12/604	D897,938 S *	10/2020	Kawakita	D12/564
				D927,411 S *	8/2021	Scheifele	D12/604
				D927,413 S *	8/2021	Severyn	D12/604

* cited by examiner




FIG. 1

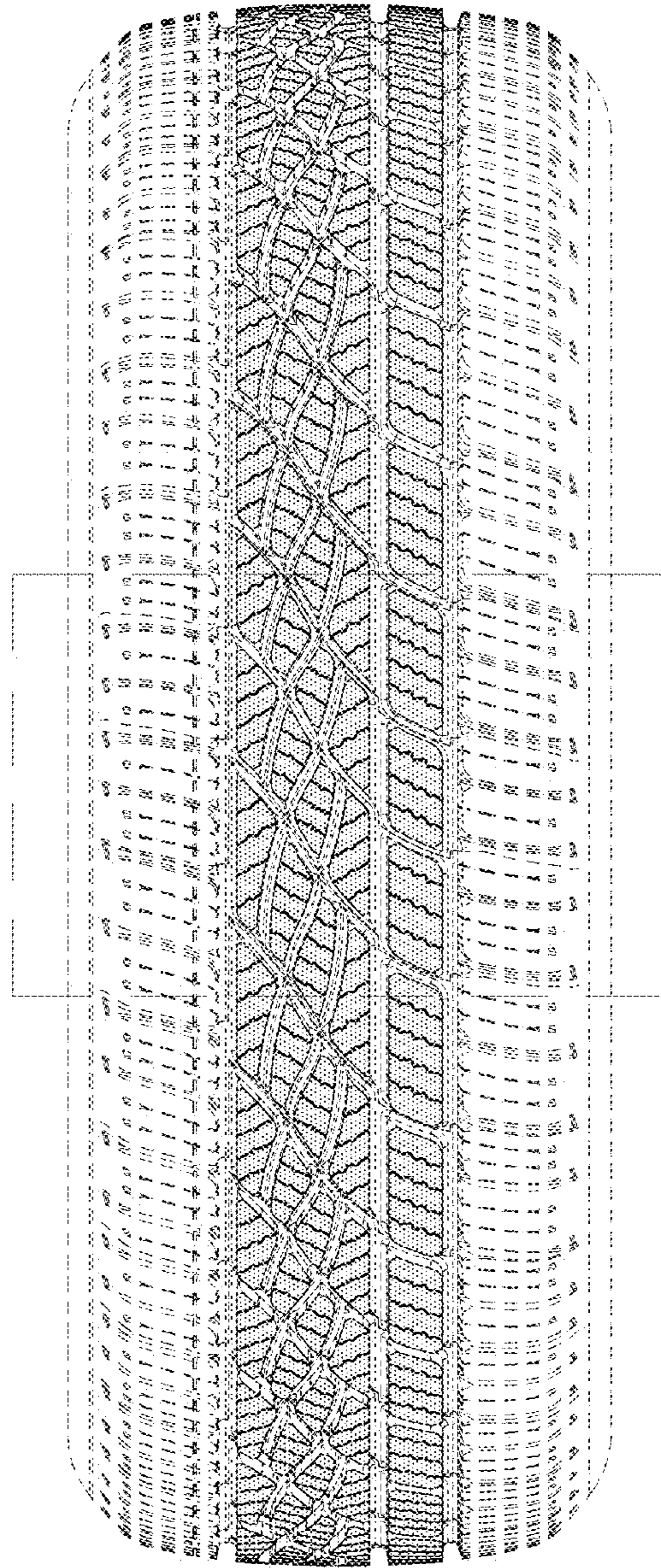


FIG. 2

FIG. 5

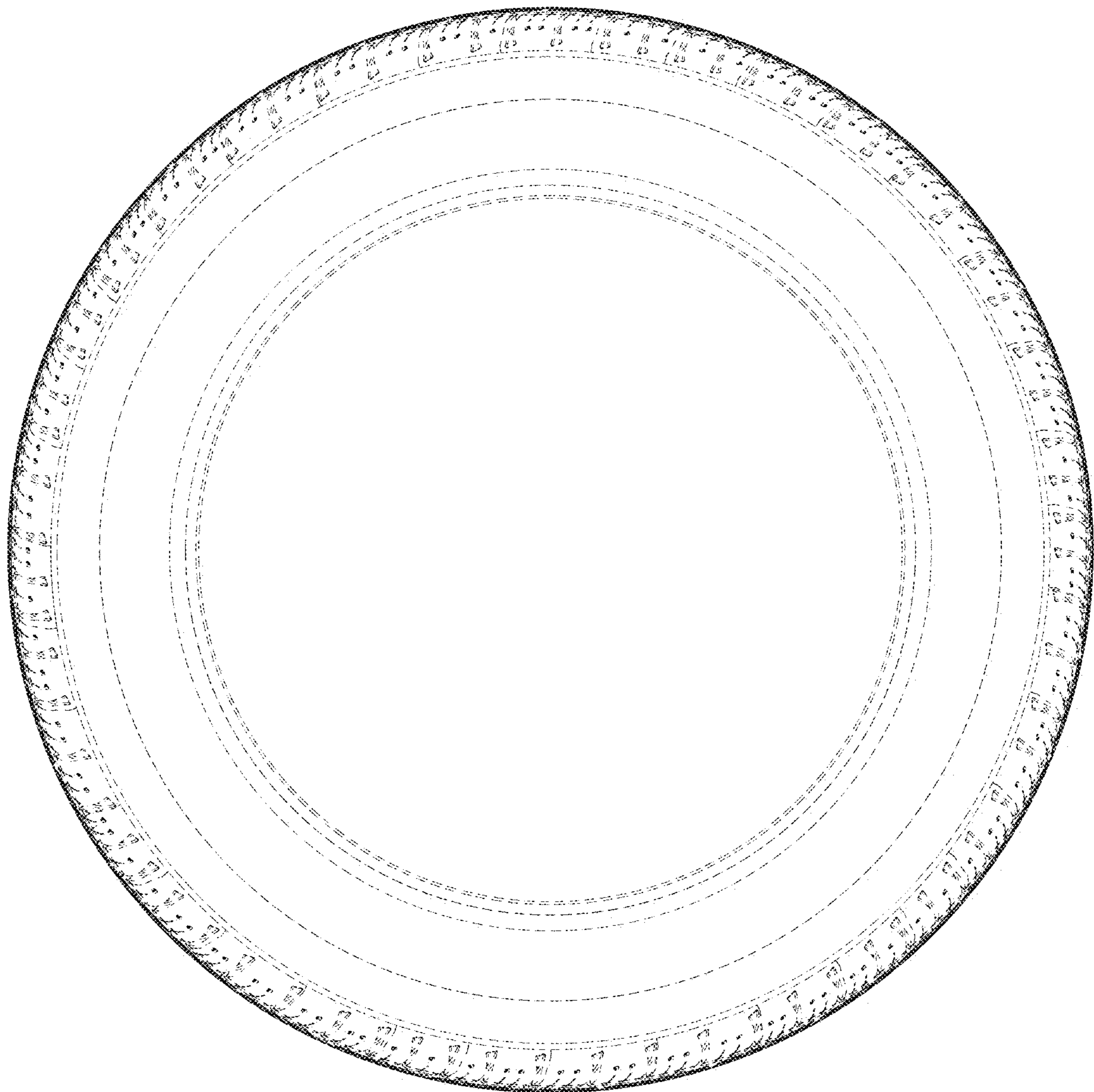


FIG. 3

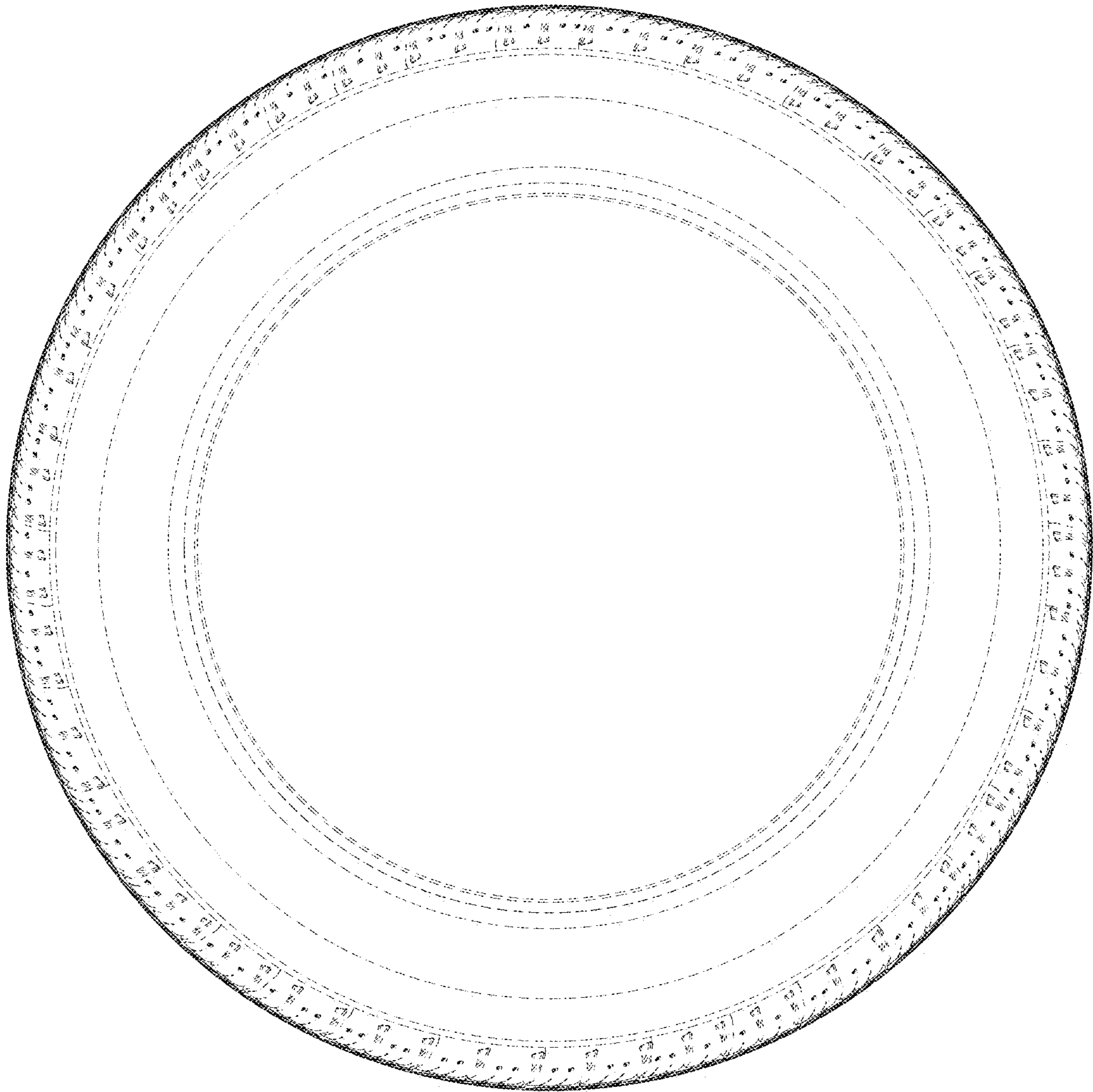


FIG. 4

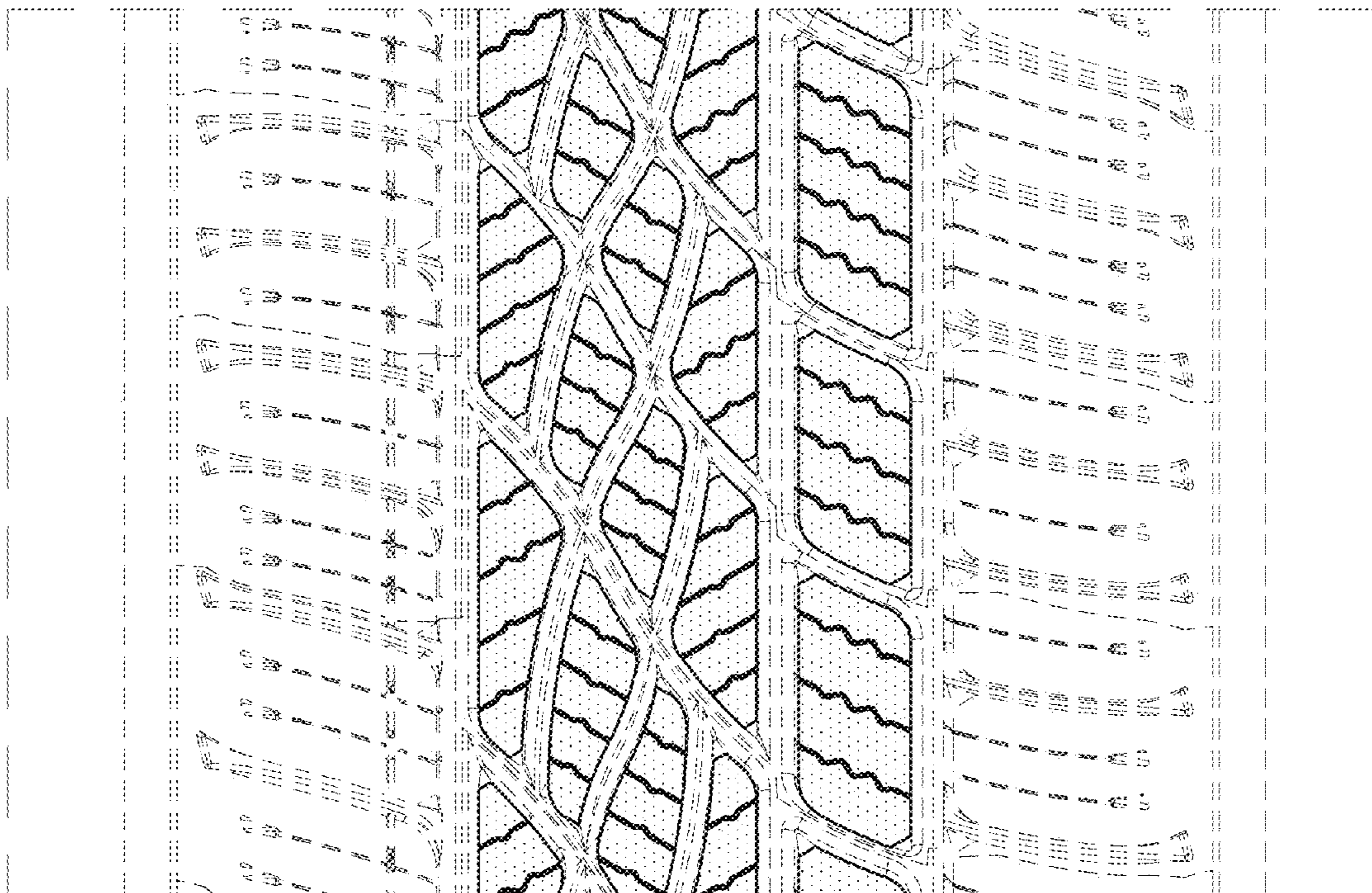


FIG. 5