



US00D986808S

(12) **United States Design Patent** (10) **Patent No.:** **US D986,808 S**
Meier et al. (45) **Date of Patent:** **** May 23, 2023**

(54) **VEHICLE TIRE**
(71) Applicant: **Continental Reifen Deutschland GmbH**, Hannover (DE)
(72) Inventors: **Nico Meier**, Hannover (DE); **Michal Pikna**, Púchov (SK)
(73) Assignee: **Continental Reifen Deutschland GmbH**, Hannover (DE)
(**) Term: **15 Years**
(21) Appl. No.: **35/513,338**
(22) Filed: **Oct. 29, 2021**

D569,334 S * 5/2008 Maziarka D12/580
D713,783 S * 9/2014 Buchinger-Barnstorf ... D12/900
D735,646 S * 8/2015 Hair, Jr. D12/594
D736,695 S * 8/2015 Dixon D12/594
D738,815 S * 9/2015 Dixon D12/594
D746,224 S * 12/2015 Drake D12/600
D780,681 S * 3/2017 Krier D12/900
D781,224 S * 3/2017 De Giacco D12/559
D784,251 S * 4/2017 Cerny D12/600
D787,436 S * 5/2017 Dixon D12/600
D791,689 S * 7/2017 Schuessler D12/594
D792,335 S * 7/2017 Dixon D12/579
D813,796 S * 3/2018 Dixon D12/900
D864,103 S * 10/2019 Kong D12/594
D881,799 S * 4/2020 Lingamoorthy D12/600
D886,722 S * 6/2020 Sadananda D12/594
2019/0184760 A1 * 6/2019 Cerny B60C 11/12

* cited by examiner

(80) **Hague Agreement Data**
Int. Filing Date: **Oct. 29, 2021**
Int. Reg. No.: **DM/218057**
Int. Reg. Date: **Oct. 29, 2021**
Int. Reg. Pub. Date: **Jan. 7, 2022**

Primary Examiner — John A Voytek
(74) *Attorney, Agent, or Firm* — Laurence A. Greenberg;
Werner H. Stemer; Ralph E. Locher

(30) **Foreign Application Priority Data**

Sep. 23, 2021 (EM) 008701882-0001

(51) **LOC (14) Cl.** **12-15**

(52) **U.S. Cl.**
USPC **D12/594**

(58) **Field of Classification Search**
USPC D12/568-604, 900
CPC Y10T 152/10027; B60C 1/0016; B60C 11/0306; B60C 11/0302; B60C 3/06; B60C 9/17

See application file for complete search history.

(56) **References Cited**

U.S. PATENT DOCUMENTS

D410,420 S * 6/1999 de Barsy D12/600
D449,022 S * 10/2001 Cazin-Bourguignon D12/901

(57) **CLAIM**



The ornamental design for a vehicle tire, as shown and described.

DESCRIPTION


1. Vehicle tire
1.1 is an enlarged partial front view of the vehicle tire showing my new design;
1.2 is a front perspective view thereof;
1.3 is a front side elevation view thereof;
1.4 is a top side elevation view thereof;
1.5 is a left elevation view thereof; and
1.6 is a right elevation view thereof.

The dashed-dot broken lines in figure 1.3 is a demarcation of the portion of the design visible in the enlarged partial front view of 1.1 and forms no part of the claimed design.

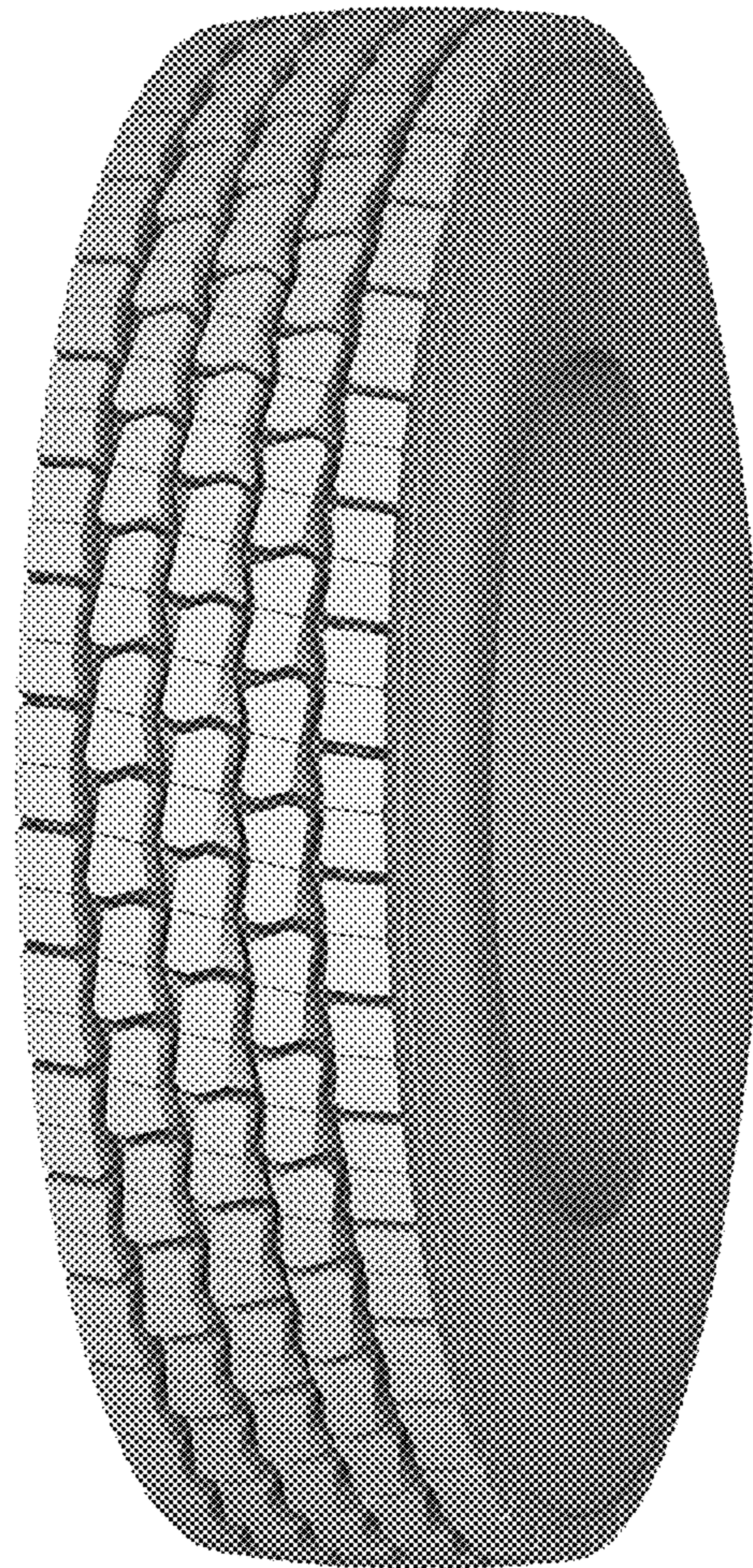
1 Claim, 6 Drawing Sheets



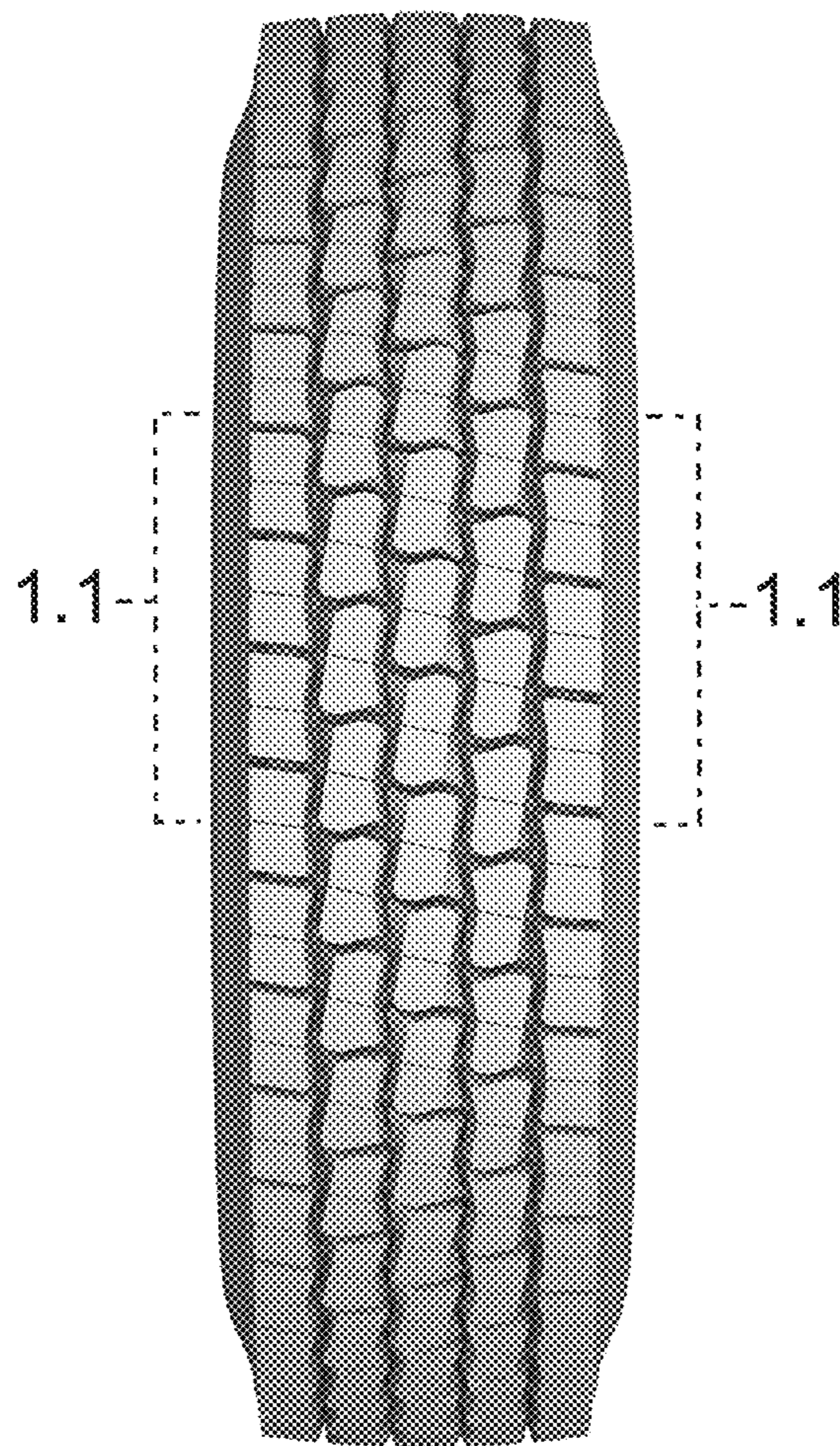
1.1




1.2




1.3



1.4



1.5



1.6

