



US00D986807S

(12) **United States Design Patent**
Kristen et al.

(10) **Patent No.:** **US D986,807 S**

(45) **Date of Patent:** **** May 23, 2023**

(54) **VEHICLE TIRE**
(71) Applicant: **Continental Reifen Deutschland GmbH**, Hannover (DE)
(72) Inventors: **Florian Kristen**, Hannover (DE); **Andrea Kicinova**, Púchov (SK)
(73) Assignee: **Continental Reifen Deutschland GmbH**, Hannover (DE)

(**) Term: **15 Years**

(21) Appl. No.: **35/513,336**

(22) Filed: **Oct. 26, 2021**

(80) **Hague Agreement Data**

Int. Filing Date: **Oct. 26, 2021**
Int. Reg. No.: **DM/218062**
Int. Reg. Date: **Oct. 26, 2021**
Int. Reg. Pub. Date: **Jan. 7, 2022**

(30) **Foreign Application Priority Data**

Jun. 30, 2021 (EM) 008598395-0001

(51) **LOC (14) Cl.** **12-15**

(52) **U.S. Cl.**
USPC **D12/588**

(58) **Field of Classification Search**
USPC D12/568-604, 900
CPC Y10T 152/10027; B60C 1/0016; B60C 11/0306; B60C 11/0302; B60C 3/06; B60C 9/17
See application file for complete search history.

(56) **References Cited**

U.S. PATENT DOCUMENTS

D754,059 S * 4/2016 Kristen D12/586
D756,900 S * 5/2016 Kristen D12/587

D757,641 S * 5/2016 Kristen D12/588
D758,288 S * 6/2016 Kristen D12/564
D761,723 S * 7/2016 Kristen D12/586
D762,160 S * 7/2016 Kristen D12/583
D816,019 S * 4/2018 Schimmoeller D12/588
D825,440 S * 8/2018 Kristen D12/521
D875,656 S * 2/2020 Wang D12/588
D940,059 S * 1/2022 Miyake D12/588
D947,108 S * 3/2022 Kristen D12/584
D947,756 S * 4/2022 Kristen D12/588
D953,247 S * 5/2022 Kristen D12/584
D953,248 S * 5/2022 Kristen D12/588
D953,249 S * 5/2022 Kristen D12/588
D960,819 S * 8/2022 Meier D12/588
2008/0121326 A1 * 5/2008 Ohara B60C 11/047
152/209.24
2010/0078106 A1 * 4/2010 Gaus B60C 11/045
152/209.21

* cited by examiner

Primary Examiner — John A Voytek

(74) *Attorney, Agent, or Firm* — Laurence A. Greenberg; Werner H. Stemer; Ralph E. Locher


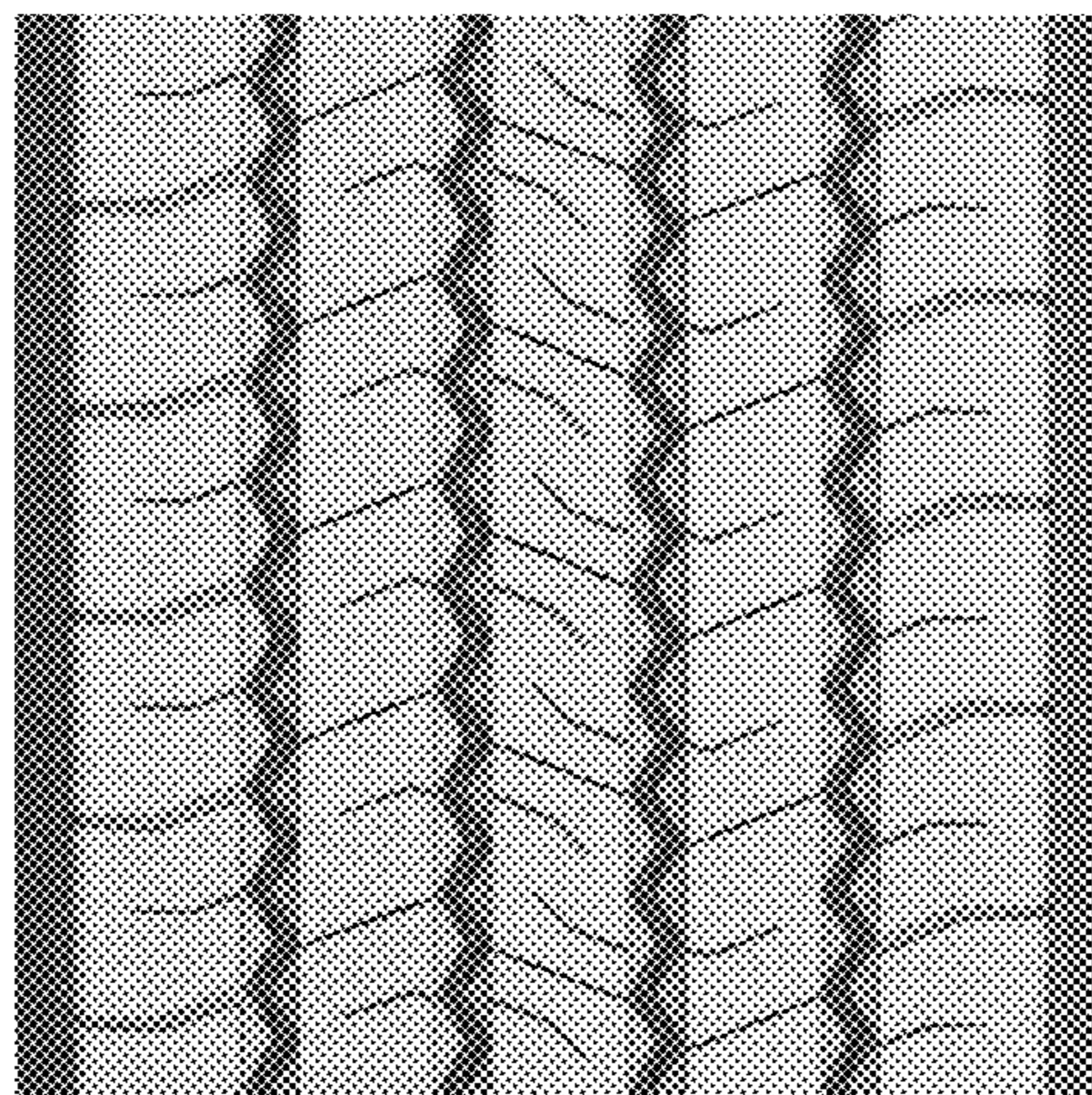
(57) **CLAIM**

The ornamental design for a vehicle tire, as shown and described.

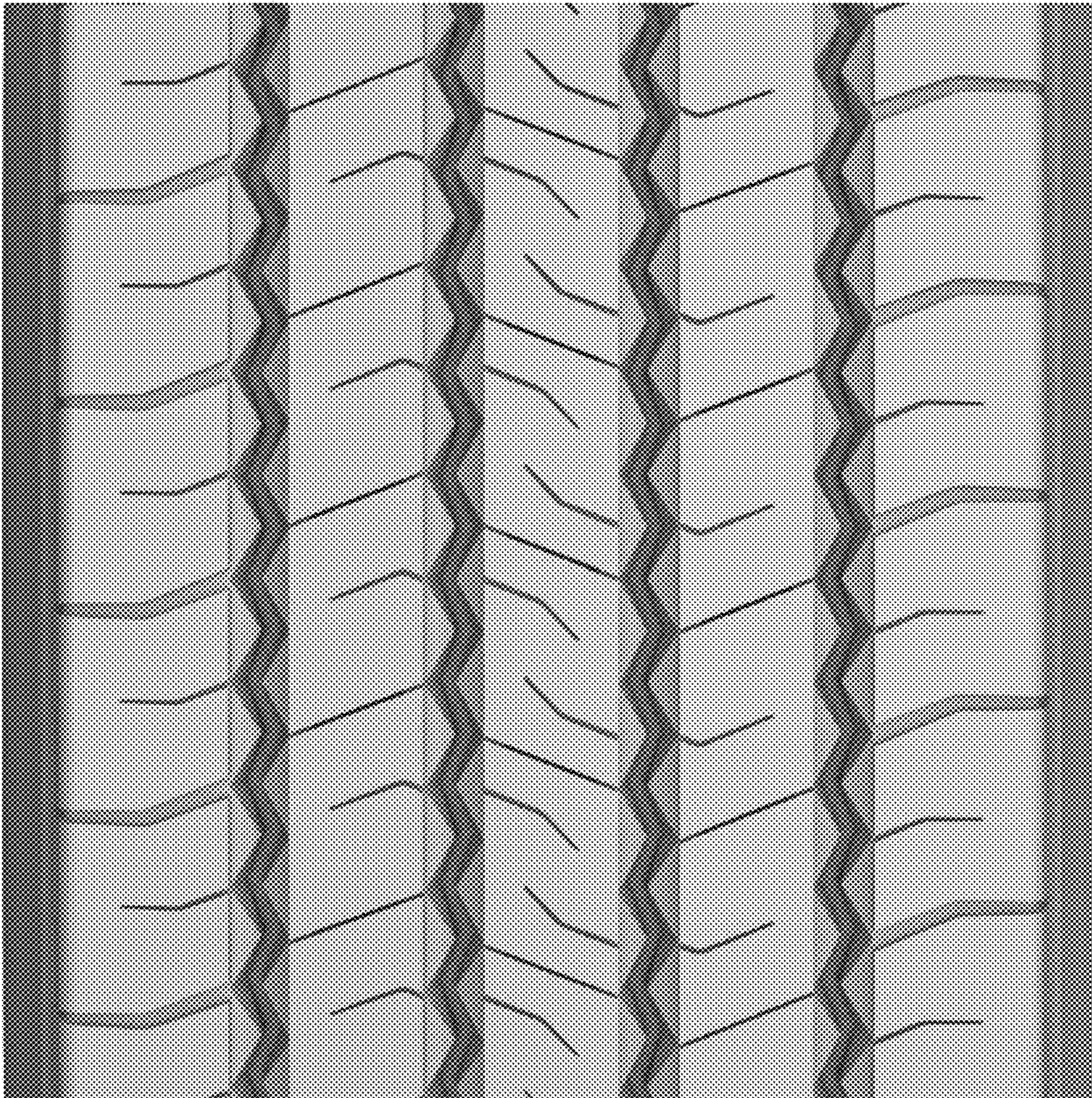
DESCRIPTION

1. Vehicle tire
1.1 is an enlarged partial front view of the vehicle tire showing my new design;
1.2 is a front perspective view thereof;
1.3 is a left side elevation view thereof;
1.4 is a right side elevation view thereof;
1.5 is a front elevation view thereof; and
1.6 is a top elevation view thereof.
The dashed-dot broken lines in figure 1.5 is a demarcation of the portion of the design visible in the enlarged partial front view of 1.1 and forms no part of the claimed design.

1 Claim, 6 Drawing Sheets




1.1




1.2



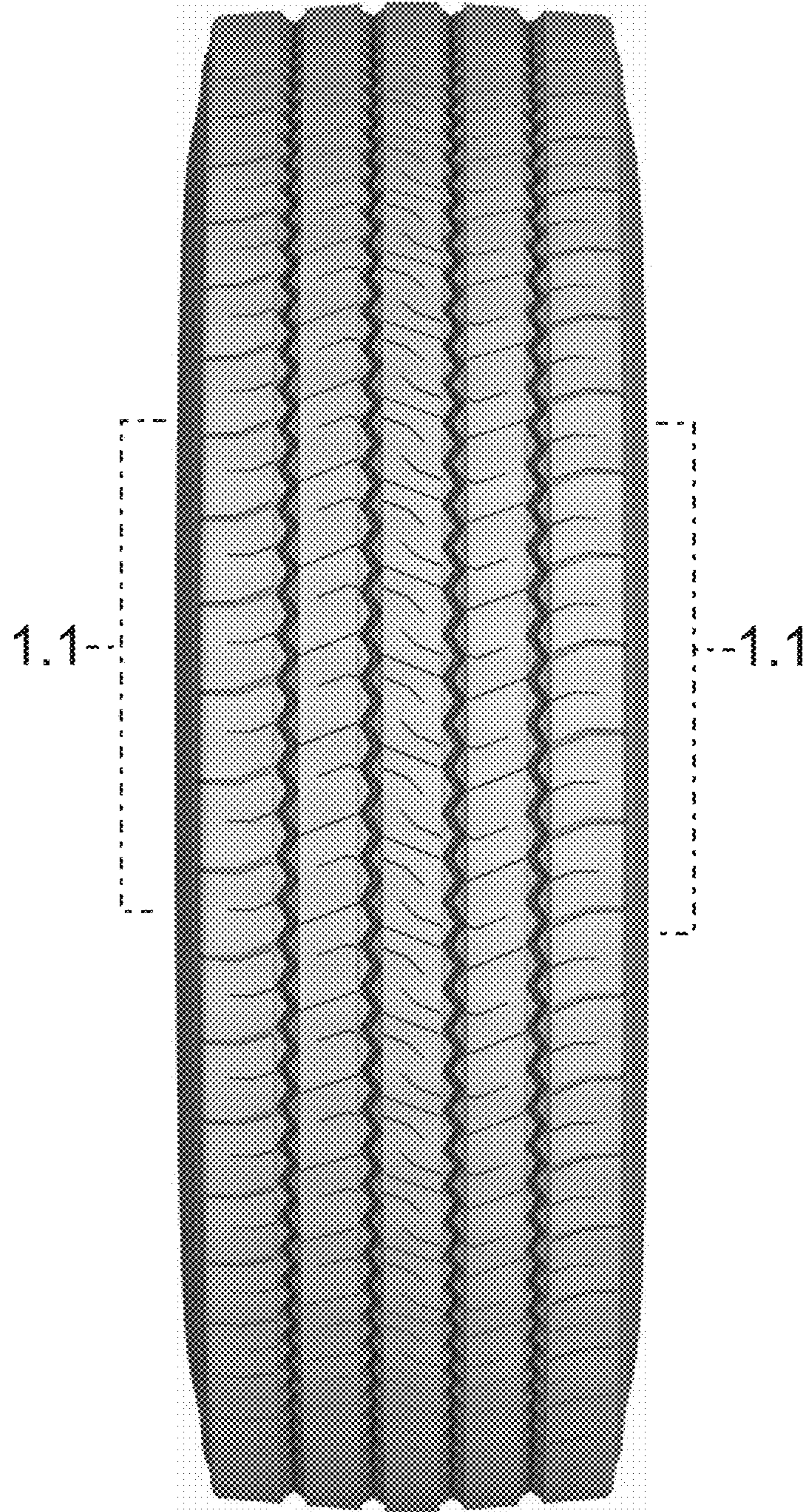
1.3



1.4



1.5



1.6

