



US00D986806S

(12) **United States Design Patent** (10) **Patent No.:** **US D986,806 S**
Krieger et al. (45) **Date of Patent:** **** May 23, 2023**

(54) **VEHICLE TIRE**

(56) **References Cited**

(71) Applicant: **Continental Reifen Deutschland GmbH**, Hannover (DE)
(72) Inventors: **Ralf Krieger**, Hannover (DE); **Pavlina Sulcerova**, Otrokovice (CZ); **Nico Meier**, Hannover (DE)
(73) Assignee: **Continental Reifen Deutschland GmbH**, Hannover (DE)

U.S. PATENT DOCUMENTS

| | | | | |
|--------------|---------|-----------|-------|---------|
| D450,272 S * | 11/2001 | Krieger | | D12/579 |
| D544,830 S * | 6/2007 | Umstot | | D12/579 |
| D843,926 S * | 3/2019 | Bonko | | D12/579 |
| D888,651 S * | 6/2020 | Zhang | | D12/579 |
| D955,325 S * | 6/2022 | Thornburg | | D12/579 |
| D956,661 S * | 7/2022 | Fox | | D12/512 |
| D961,494 S * | 8/2022 | Umstot | | D12/512 |

* cited by examiner

Primary Examiner — John A Voytek

(74) *Attorney, Agent, or Firm* — Laurence A. Greenberg; Werner H. Stemer; Ralph E. Locher

(**) Term: **15 Years**

(21) Appl. No.: **35/513,547**

(22) Filed: **Oct. 20, 2021**

(80) **Hague Agreement Data**

Int. Filing Date: **Oct. 20, 2021**
Int. Reg. No.: **DM/218614**
Int. Reg. Date: **Oct. 20, 2021**
Int. Reg. Pub. Date: **Feb. 4, 2022**

(57) **CLAIM**

The ornamental design for a vehicle tire, as shown and described.

(30) **Foreign Application Priority Data**

Sep. 8, 2021 (EM) 008675102-0001

(51) **LOC (14) Cl.** **12-15**

(52) **U.S. Cl.**
USPC **D12/579**


(58) **Field of Classification Search**
USPC D12/568-604, 900
CPC Y10T 152/10027; B60C 1/0016; B60C 11/0306; B60C 11/0302; B60C 3/06; B60C 9/17

See application file for complete search history.


DESCRIPTION

1. Vehicle tire
1.1 is an enlarged partial front view of the vehicle tire showing my new design;
1.2 is a front perspective view thereof;
1.3 is a top side elevation view thereof;
1.4 is a front side elevation view thereof;
1.5 is a right elevation view thereof; and
1.6 is a left elevation view thereof.
The dashed-dot broken lines in figure 1.3 is a demarcation of the portion of the design visible in the enlarged partial front view of 1.1 and forms no part of the claimed design.

1 Claim, 6 Drawing Sheets



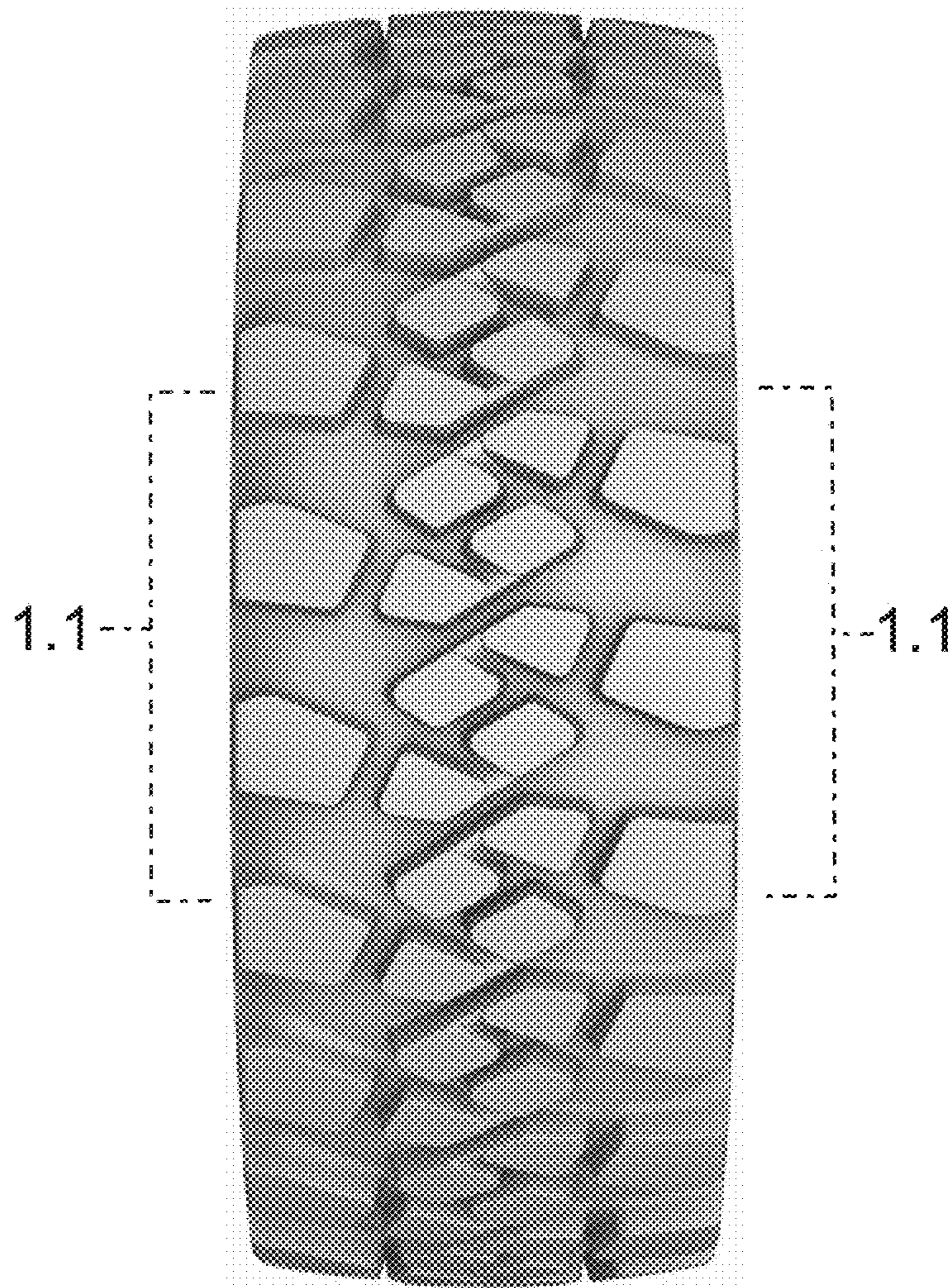
1.1




1.2



1.3



1.4



1.5



1.6

