



US00D986790S

(12) **United States Design Patent** (10) **Patent No.:** **US D986,790 S**
Utterberg (45) **Date of Patent:** **** May 23, 2023**

(54) **FRONT AIR OUTLET**

(56) **References Cited**

(71) Applicant: **VOLVO CAR CORPORATION,**
Gothenburg (SE)

(72) Inventor: **Mats Utterberg,** Onsala (SE)

(73) Assignee: **VOLVO CAR CORPORATION,**
Gothenburg (SE)

(**) Term: **15 Years**

(21) Appl. No.: **29/820,500**

(22) Filed: **Dec. 22, 2021**

U.S. PATENT DOCUMENTS

D603,782	S	*	11/2009	Wilhelm	D12/415
D606,183	S	*	12/2009	Rosenbohm	D12/16
D814,013	S	*	3/2018	Ingenlath	D12/192
D829,320	S	*	9/2018	Terai	D23/387
10,106,014	B2	*	10/2018	Uchiyama	B60H 1/3421
D910,519	S	*	2/2021	Bernal	D12/192
D913,884	S		3/2021	Manzoni		
D913,885	S		3/2021	Manzoni		
D926,096	S	*	7/2021	Trabucco	D10/65
D933,556	S	*	10/2021	Witham	D12/192
2005/0056037	A1		3/2005	Park et al.		
2015/0328959	A1	*	11/2015	Suzuki	B60H 1/3421 454/155
2017/0259649	A1	*	9/2017	Shibata	B60H 1/3421
2019/0030982	A1	*	1/2019	Shibata	B60H 1/0065
2019/0126728	A1	*	5/2019	Park	F24F 13/08
2021/0017759	A1		1/2021	Sykes		
2021/0129623	A1		5/2021	Zimmer et al.		

Related U.S. Application Data

(63) Continuation of application No. 29/744,312, filed on Jul. 28, 2020, now abandoned.

(30) **Foreign Application Priority Data**

Feb. 5, 2020 (EM) 007663273-0003

(51) **LOC (14) Cl.** **12-16**

(52) **U.S. Cl.**
USPC **D12/192**

(58) **Field of Classification Search**
USPC D12/192, 415, 114, 345; D15/28, 17;
D10/122-127, 102-103, 98, 46; D23/324
CPC B60H 1/34; B60H 1/3407; B60H 1/3414;
B60H 1/3421; B60H 1/3428; B60H
1/3435; B60H 1/3442; B60H 1/345;
B60H 1/3457; B60H 2001/3464; B60H
2001/3471; B60H 2001/3478; B60H
2001/3485

See application file for complete search history.

* cited by examiner

Primary Examiner — Katrina A Betton

(74) *Attorney, Agent, or Firm* — Calderon Safran & Cole PC


(57) **CLAIM**

The ornamental design for a front air outlet, as shown.

DESCRIPTION

FIG. 1 is a front view of a front air outlet showing my new design;
FIG. 2 is a top right perspective view thereof;
FIG. 3 is a left side view thereof;
FIG. 4 is a right side view thereof;
FIG. 5 is a bottom left side perspective view thereof;
FIG. 6 is a rear side view thereof;
FIG. 7 is a top view thereof; and,
FIG. 8 is a bottom view thereof.

1 Claim, 8 Drawing Sheets



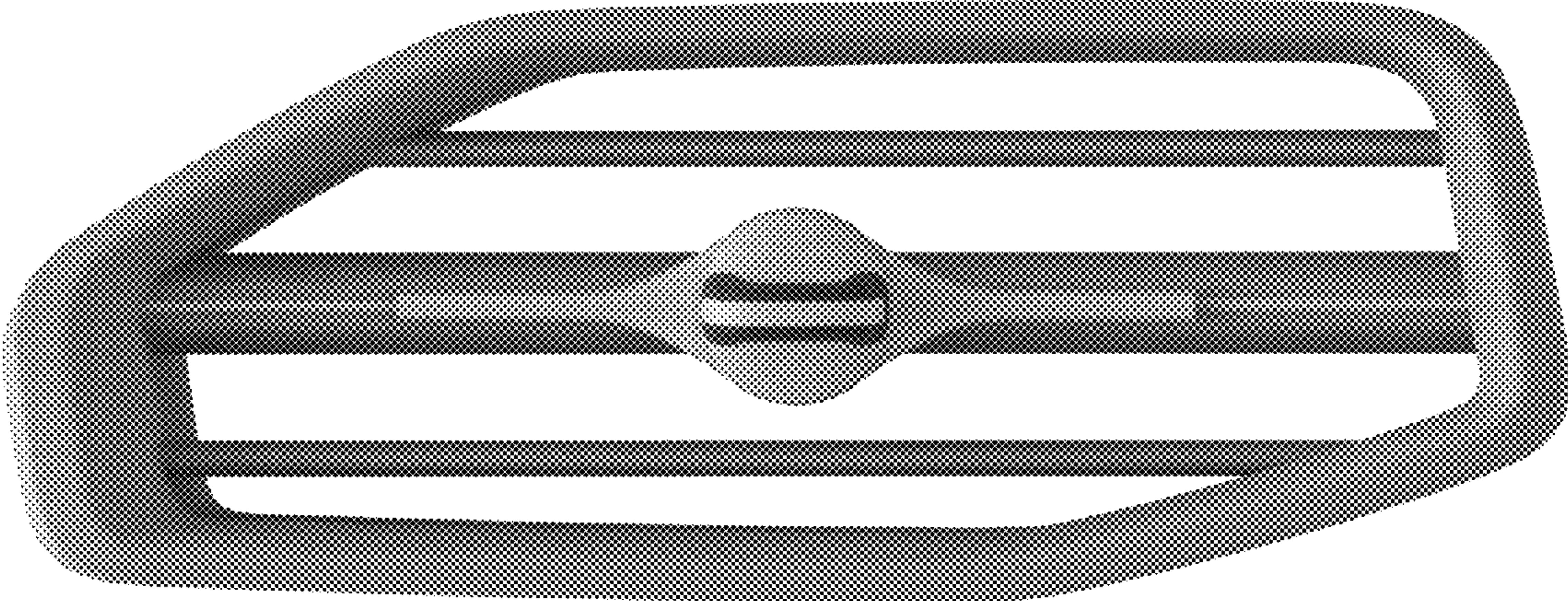


FIG. 1




FIG. 2




FIG. 3




FIG. 4

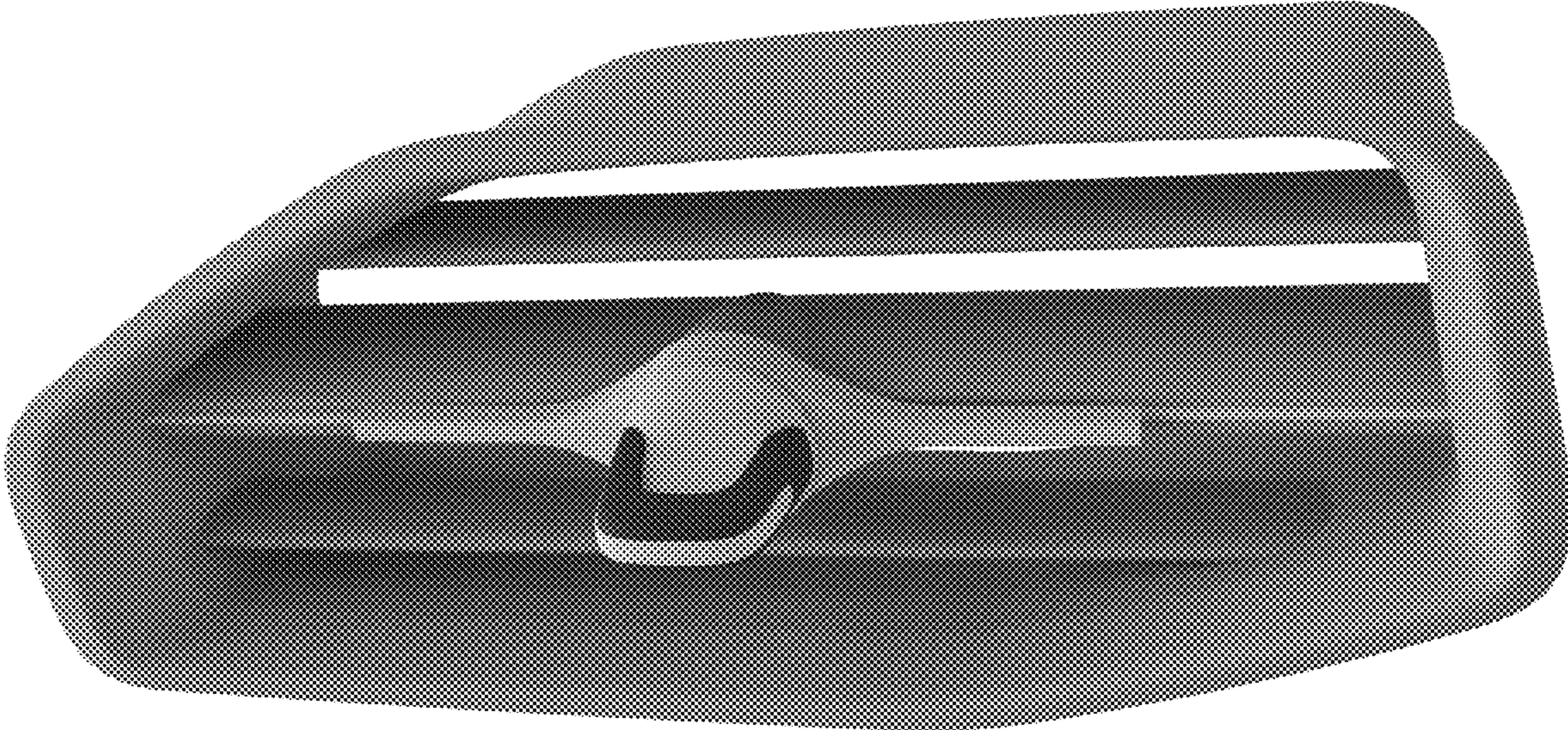


FIG. 5




FIG. 6




FIG. 7




FIG. 8