



US00D986783S

(12) **United States Design Patent**  
**Yang et al.**

(10) **Patent No.:** **US D986,783 S**

(45) **Date of Patent:** **\*\* May 23, 2023**

(54) **BOAT DOCK FENDER BUMPER**  
(71) Applicant: **Guangzhou Issyzone Technology Co., Limited**, Guangzhou (CN)

(72) Inventors: **Taiping Yang**, Guangzhou (CN); **Zhuo Jia**, Guangzhou (CN)

(73) Assignee: **GUANGZHOU ISSYZONE TECHNOLOGY CO., LIMITED**, Guangzhou (CN)

(\*) Notice: Patent file contains an affidavit/declaration under 37 CFR 1.130(b).

(\*\*) Term: **15 Years**

(21) Appl. No.: **29/850,644**

(22) Filed: **Aug. 22, 2022**

(51) **LOC (14) Cl.** ..... **12-16**

(52) **U.S. Cl.**  
USPC ..... **D12/168**

(58) **Field of Classification Search**  
USPC ..... D12/168, 167, 300, 316-317; D10/107; D21/803  
CPC ..... B63B 59/02; B63B 22/00; E02B 3/26  
See application file for complete search history.

(56) **References Cited**

**U.S. PATENT DOCUMENTS**

D297,627 S *	9/1988	Patton	.....	D12/168
D299,915 S *	2/1989	Ullman	.....	D12/168
D308,192 S *	5/1990	Ellison	.....	D12/168
D316,244 S *	4/1991	Kruckenberg	.....	D12/168
D359,019 S *	6/1995	Kimball	.....	D12/168
D366,005 S *	1/1996	Beyer-Olsen	.....	441/6
D419,242 S *	1/2000	Coons	.....	D25/35
D425,461 S *	5/2000	Beyer-Olsen	.....	D12/168
D430,083 S *	8/2000	Spearin	.....	D21/803
D452,466 S *	12/2001	Skulnick	.....	D12/168
6,477,973 B1 *	11/2002	Kobas	.....	B63B 59/02
				114/219

D487,238 S *	3/2004	Beyer-Olsen	.....	D12/168
D499,350 S *	12/2004	Robichaud	.....	D10/107
D511,723 S *	11/2005	Kobas	.....	B63B 59/02
				D12/168
D617,694 S *	6/2010	Kunkemoeller	.....	D12/168
D649,094 S *	11/2011	Cordes	.....	D12/168

(Continued)

**OTHER PUBLICATIONS**

Kemimoto Boat Fenders Boat Bumpers, Boat Bumpers for Docking with Rope, Upgraded Adjustable Modular Assembly Boat Fenders for Docking, Boat Fenders for Bass Boat, Jon Boat, or Dock, etc; Jul. 28, 2022; <https://www.amazon.com/KEMIMOTO-Fenders-Upgraded-Adjustable-Assembly/dp/B0B1ZWGCQR?th=1>; 10Pgs. (Year: 2022).\*

*Primary Examiner* — Michelle E. Wilson  
*Assistant Examiner* — Clese Moore, Jr.

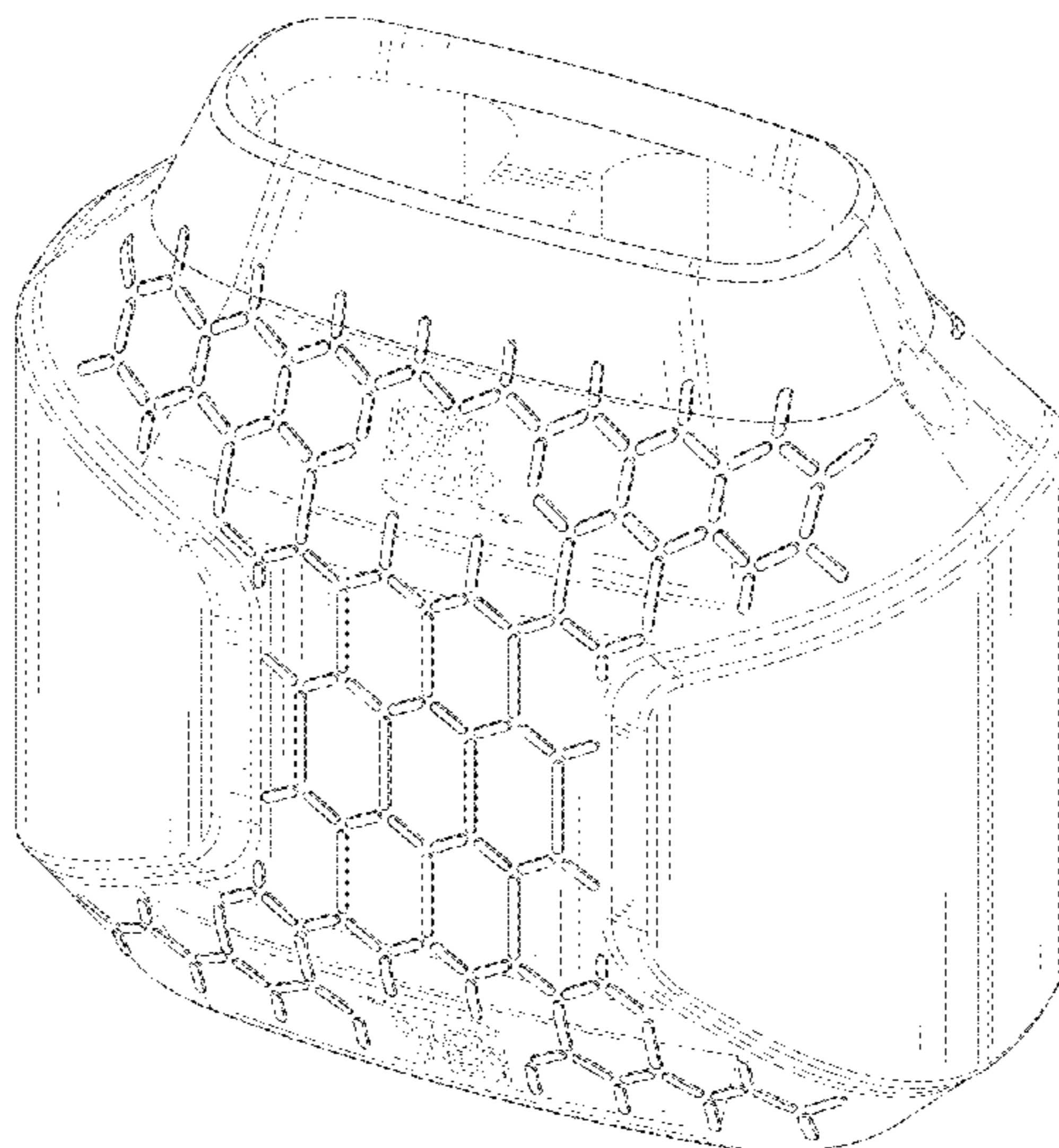
(57) **CLAIM**

The ornamental design for a boat dock fender bumper, as shown and described.

**DESCRIPTION**

FIG. 1 is a front and top perspective view of a boat dock fender bumper, showing our new design; FIG. 2 is a rear and bottom perspective view thereof; FIG. 3 is a front elevation view thereof; FIG. 4 is a rear elevation view thereof; FIG. 5 is a left side elevation view thereof; FIG. 6 is a right side elevation view thereof; FIG. 7 is a top plan view thereof; FIG. 8 is a bottom plan view thereof; and, FIG. 9 is another perspective view thereof, shown in a using position. The broken lines in the figures illustrate portions of the boat dock fender bumper that form no part of the claimed design. The broken lines showing of additional two boat dock fender bumpers in FIG. 9 depict environmental structure that form no part of the claimed design.

**1 Claim, 9 Drawing Sheets**



(56)

**References Cited**

U.S. PATENT DOCUMENTS

D669,825 S *	10/2012	Cordes .....	D12/168
D671,046 S *	11/2012	May .....	D9/500
D759,553 S *	6/2016	Karpinski .....	D12/168
D759,554 S *	6/2016	Karpinski .....	D12/168
D760,627 S *	7/2016	Karpinski .....	D12/168
D762,530 S *	8/2016	Karpinski .....	D12/168
D777,616 S *	1/2017	Karpinski .....	D12/168
D856,863 S *	8/2019	Clover .....	D12/168
D910,507 S	2/2021	Bennett et al.	
D911,884 S *	3/2021	Loschiavo .....	D12/168
D922,917 S *	6/2021	Loschiavo .....	D12/168
D944,692 S *	3/2022	Yang .....	D12/168
D949,757 S *	4/2022	Conroy .....	D12/168

\* cited by examiner

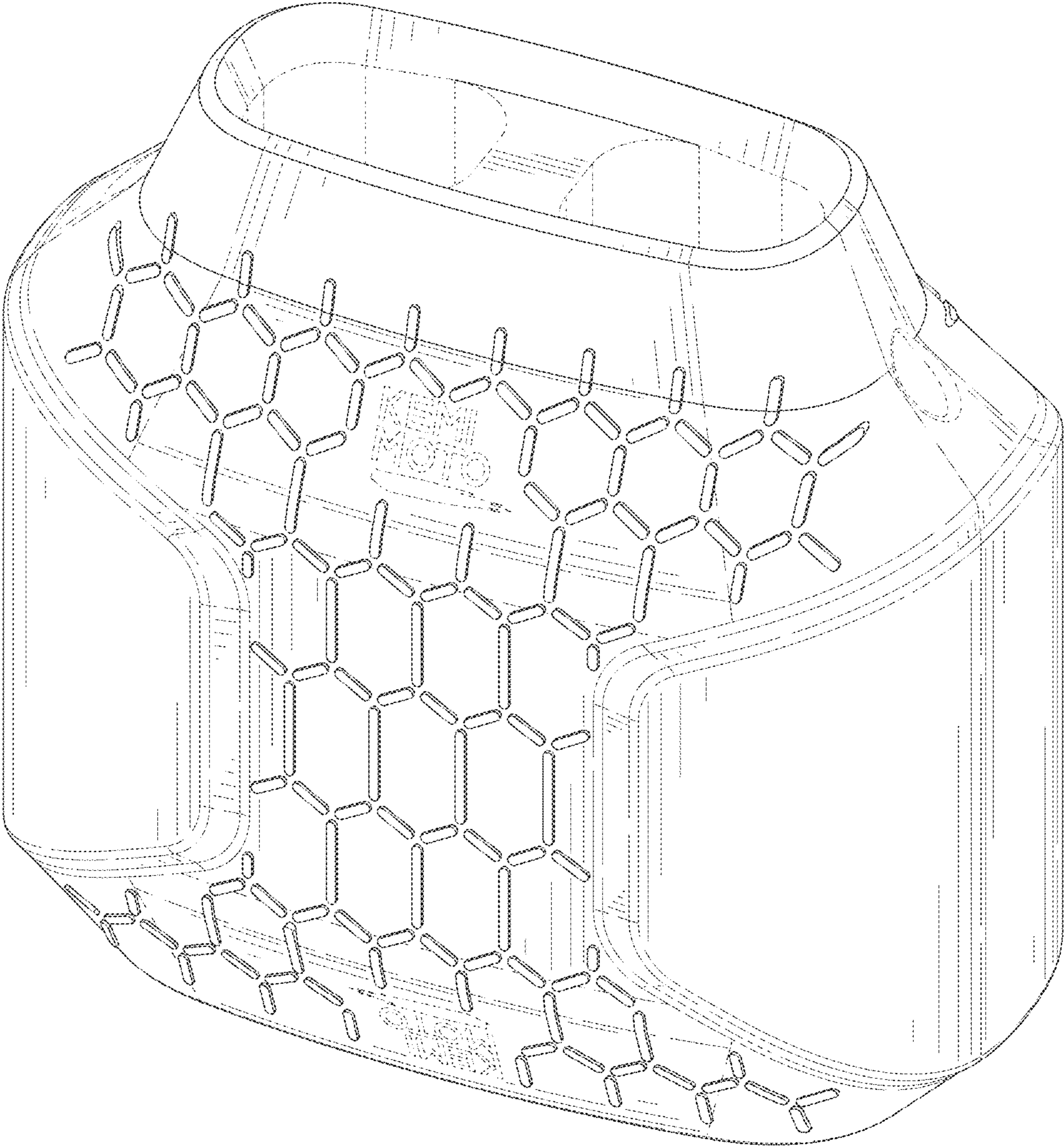


FIG. 1

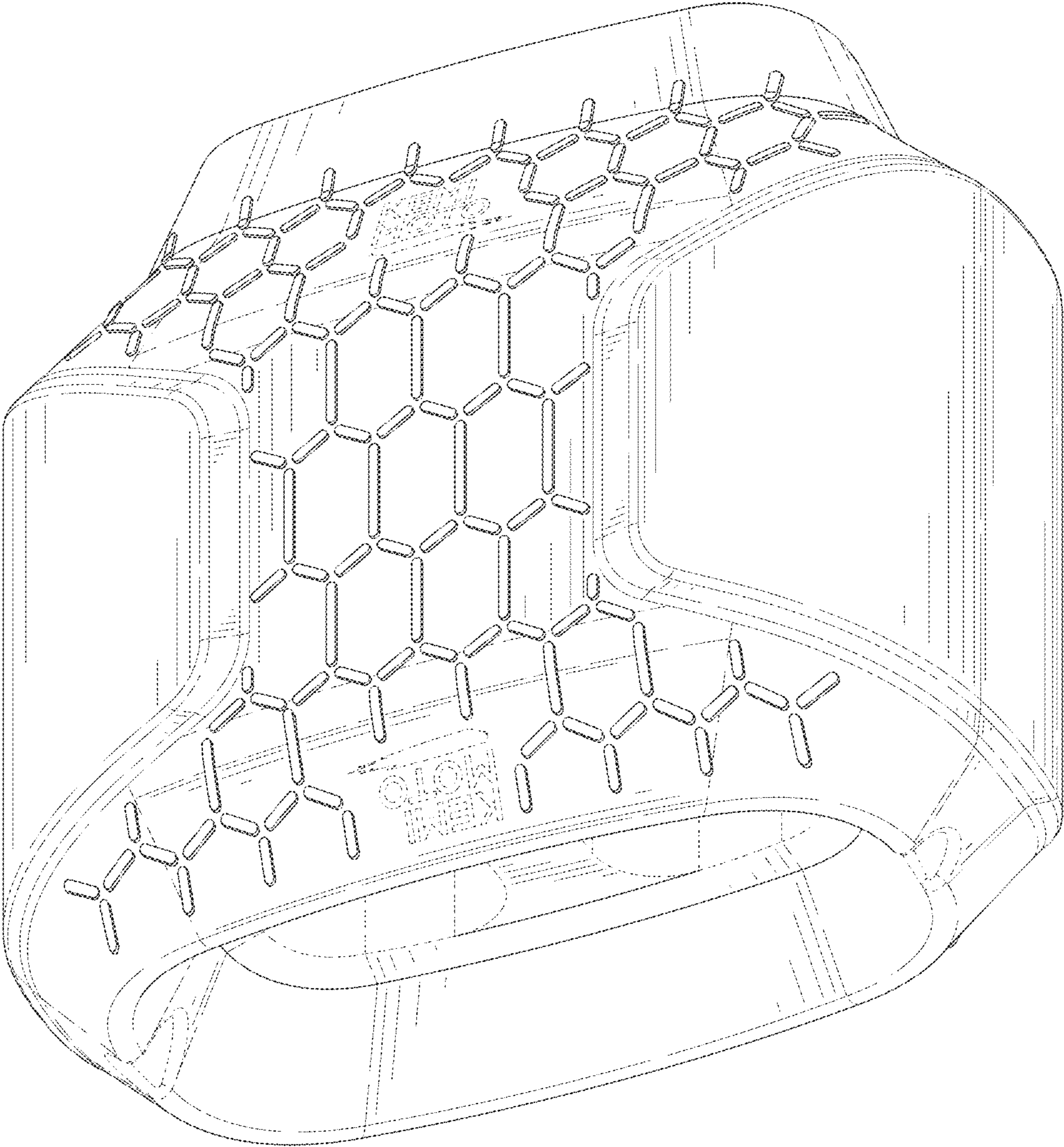


FIG. 2

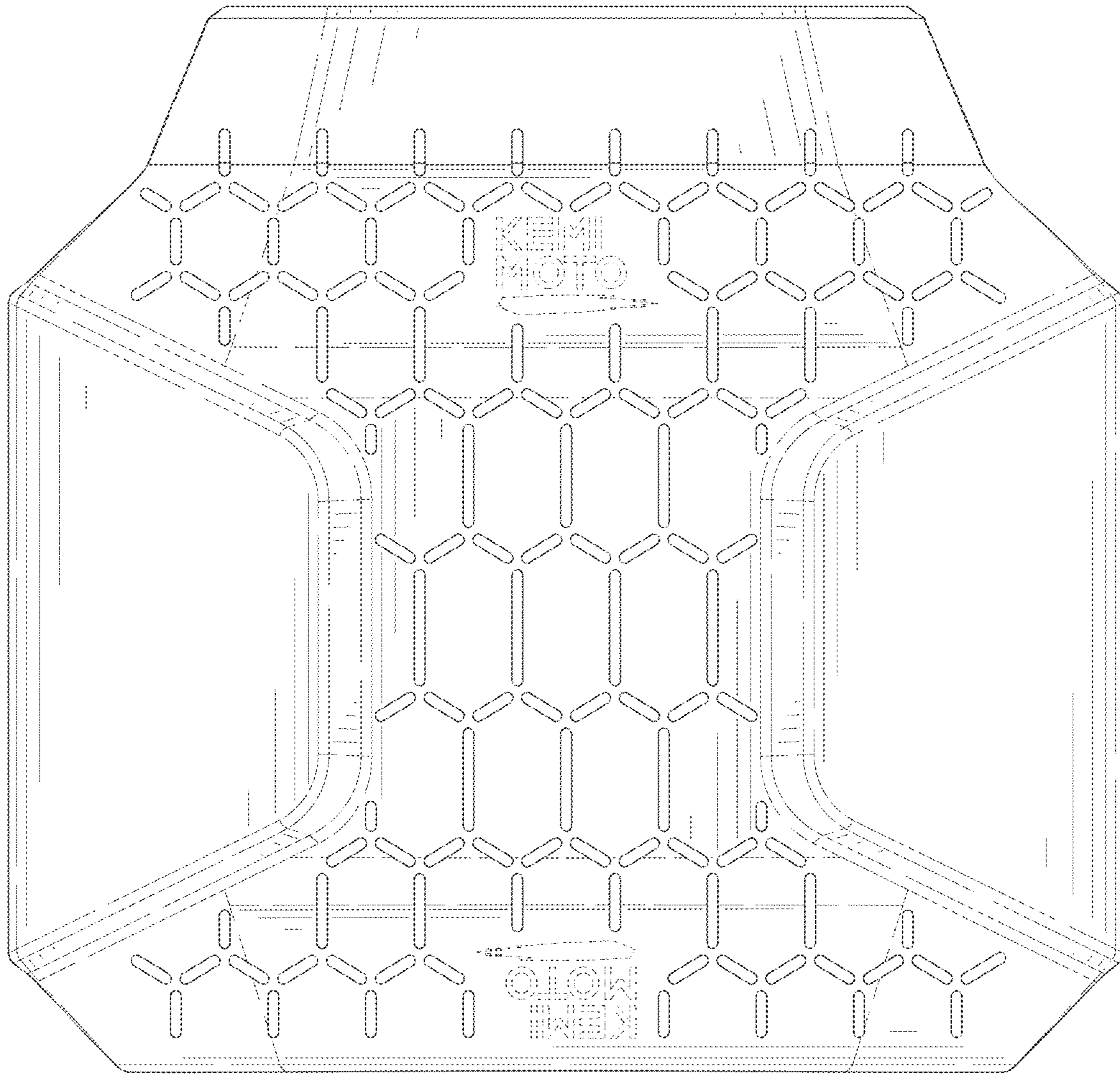


FIG. 3

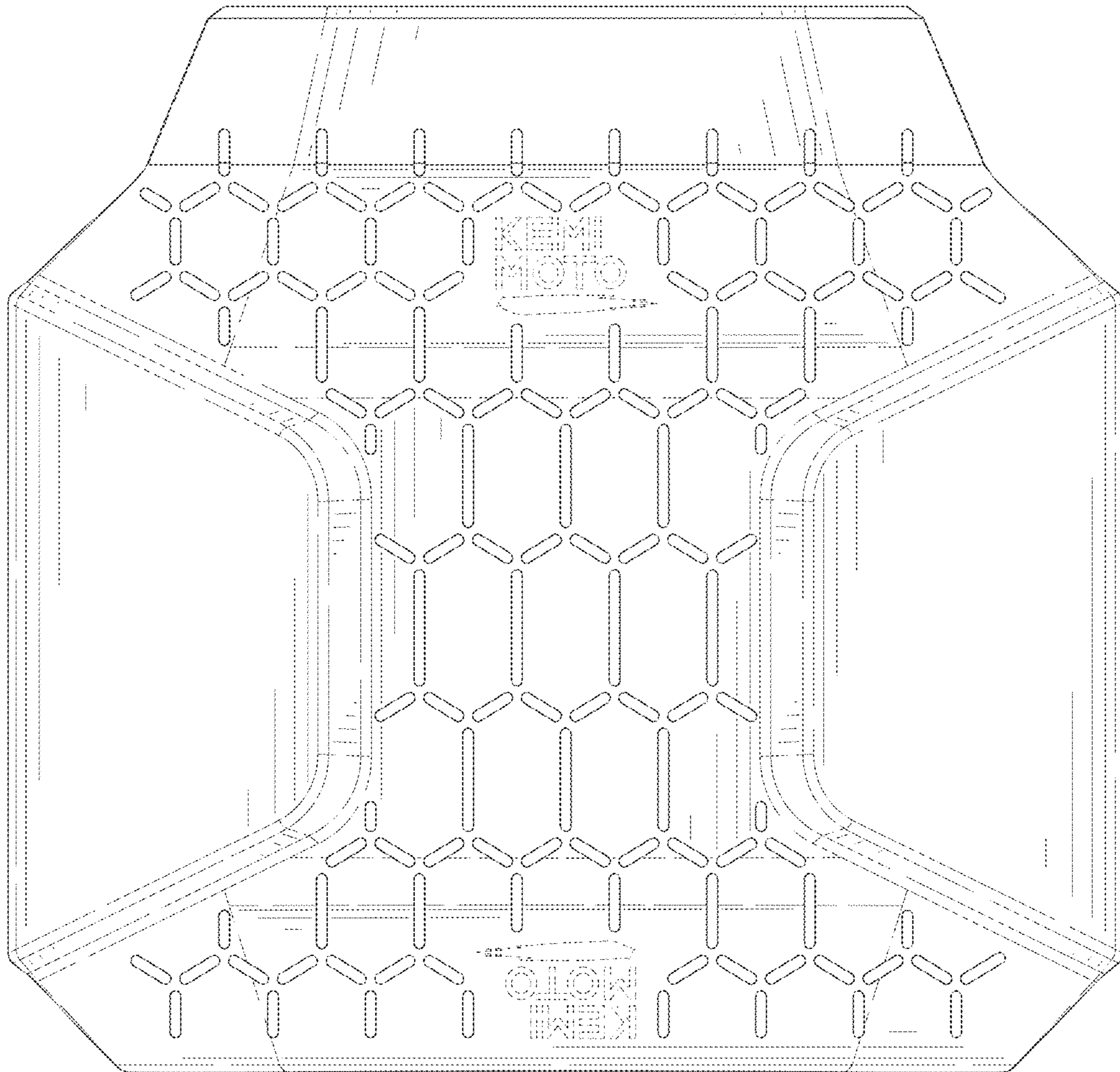


FIG. 4

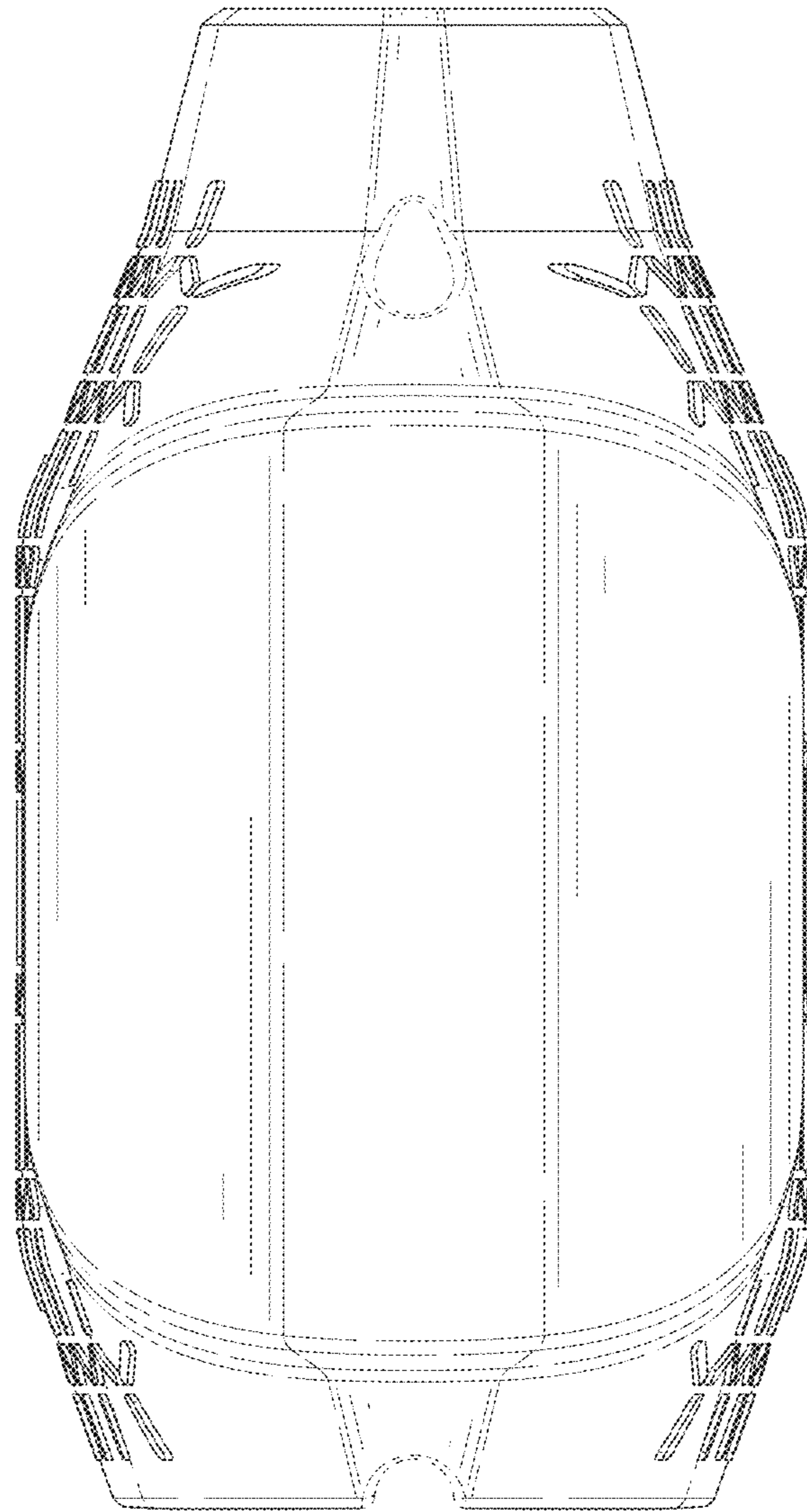


FIG. 5

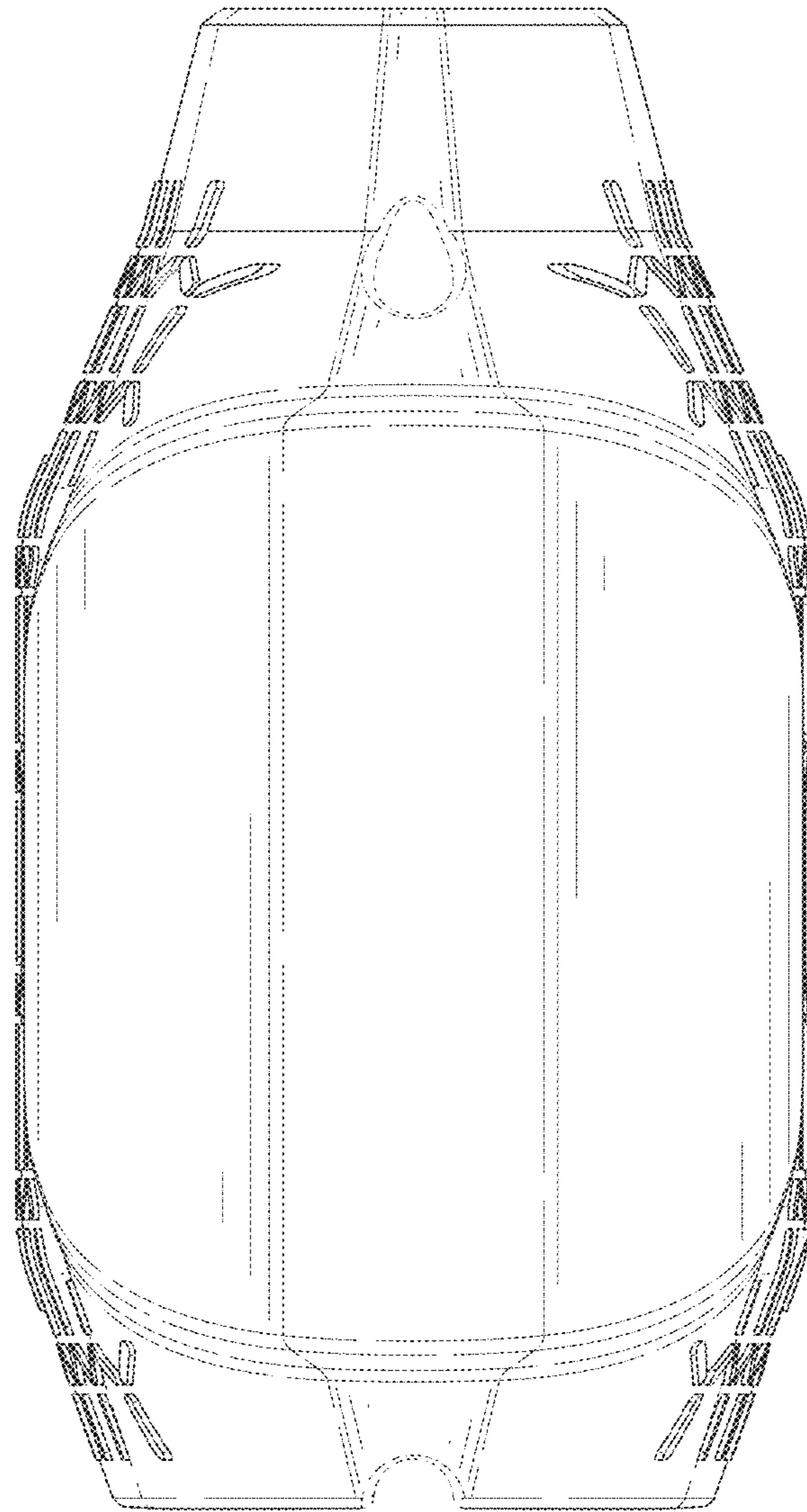


FIG. 6



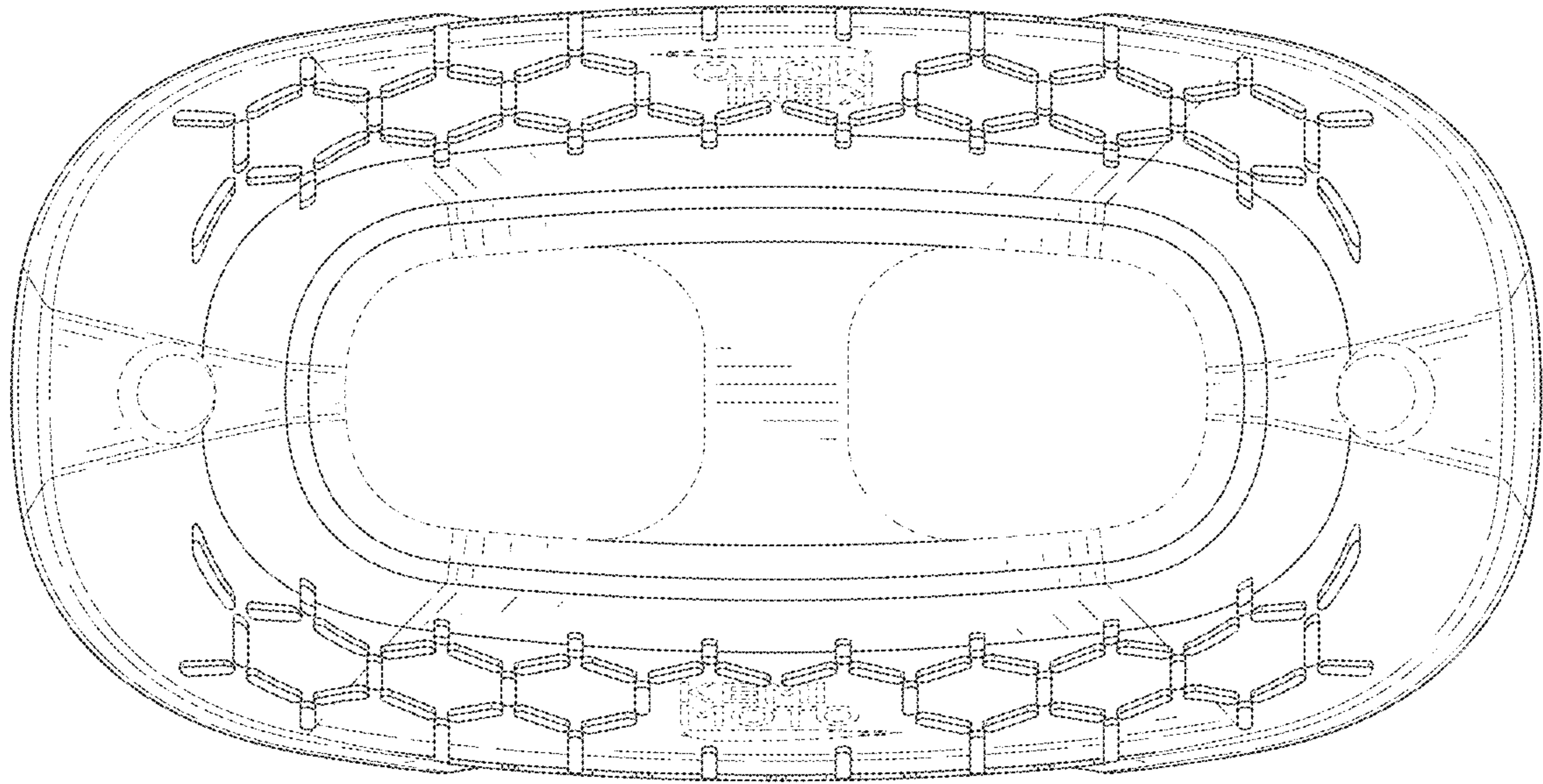


FIG. 7

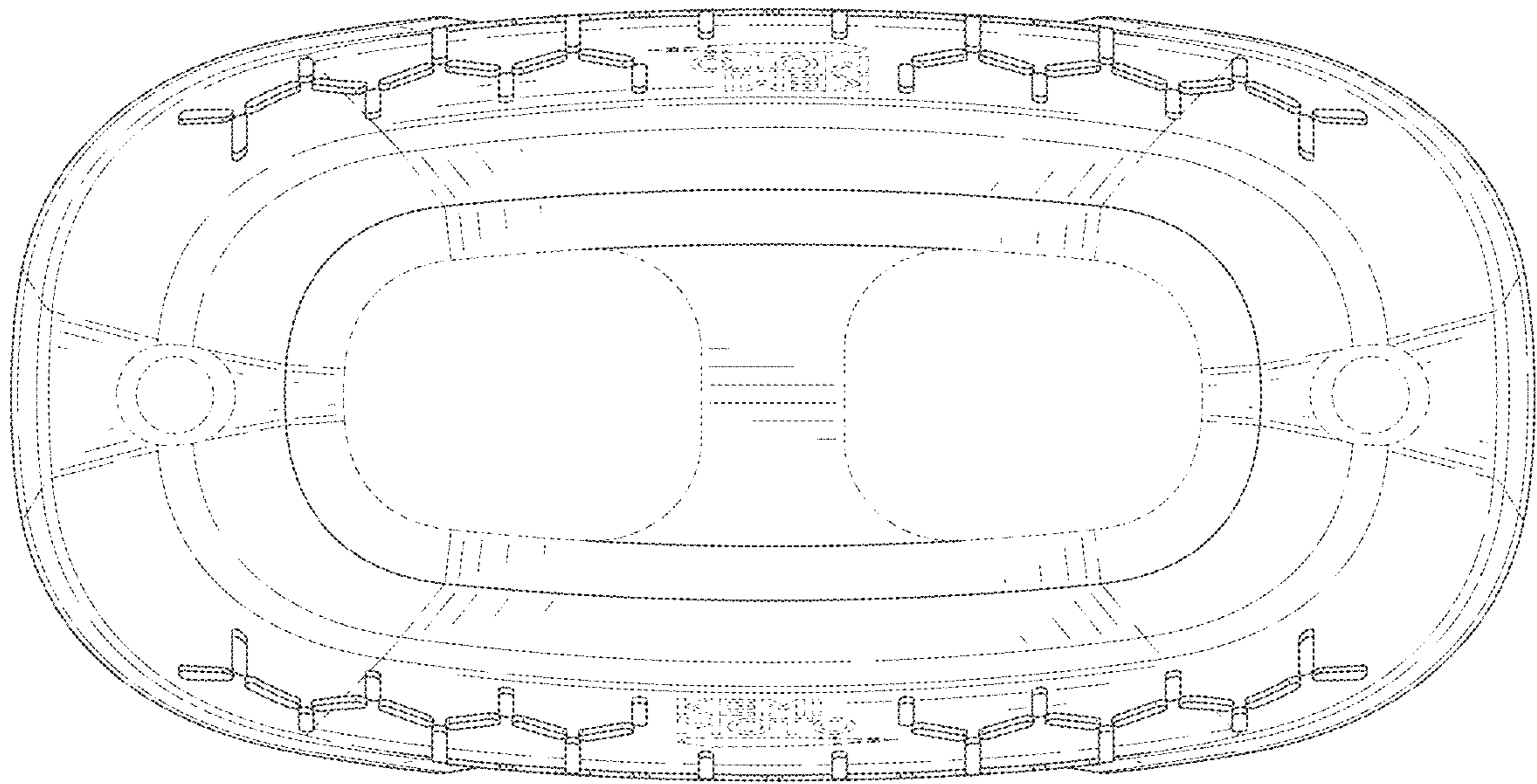


FIG. 8

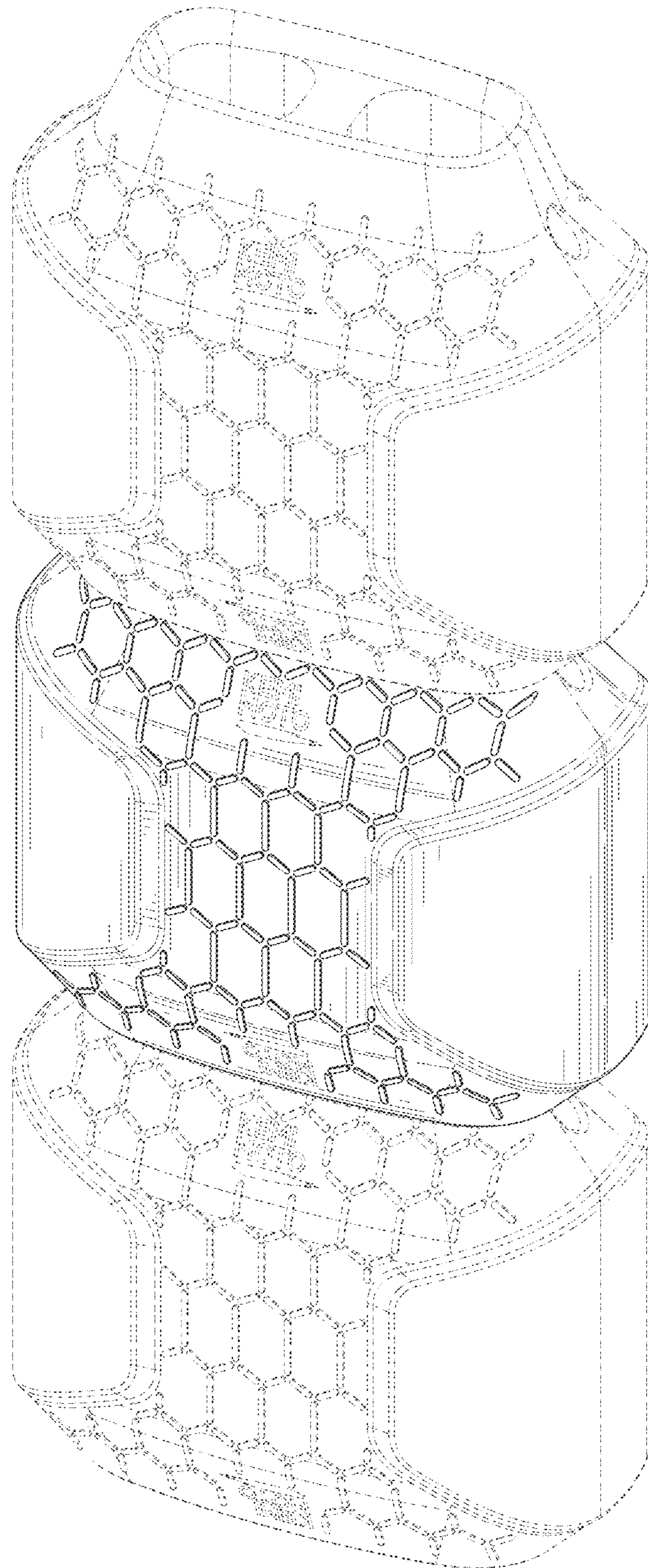


FIG. 9