



US00D986775S

(12) **United States Design Patent** (10) **Patent No.:** **US D986,775 S**
Takano et al. (45) **Date of Patent:** **** May 23, 2023**

(54) **MOTORCYCLE**
(71) Applicant: **SUZUKI MOTOR CORPORATION**,
Hamamatsu (JP)
(72) Inventors: **Takumi Takano**, Hamamatsu (JP);
Yuichiro Tani, Hamamatsu (JP);
Shigeru Uchiyama, Hamamatsu (JP)
(73) Assignee: **SUZUKI MOTOR CORPORATION**,
Shizuoka-Ken (JP)

D758,923 S * 6/2016 Yamada D12/110
D758,924 S * 6/2016 Tamura D12/110
D782,368 S * 3/2017 Fujimoto D12/110
D795,746 S * 8/2017 Akita D12/110
D797,002 S * 9/2017 Toyama D12/110
D797,608 S * 9/2017 Tachibana D12/110
D801,230 S * 10/2017 Endo D12/110
D807,231 S * 1/2018 Petersson D12/110
D815,566 S * 4/2018 Oyanagi D12/110
D817,230 S * 5/2018 Tamura D12/110
D821,269 S * 6/2018 Sasanami D12/110

(Continued)

(**) Term: **15 Years**

OTHER PUBLICATIONS

(21) Appl. No.: **29/801,388**

“2022 Yamaha Tracer G GT.” Yamaha., Nov. 21, 2021 [online],
[retrieved on Apr. 5, 2022]. Retrieved from the Internet <URL:
https://cdn2.yamaha-motor.eu/prod/product-assets/2021/MT09TRGT/Factsheets/2021-MT09TRGT_en.pdf>.*

(22) Filed: **Jul. 28, 2021**

(Continued)

(51) **LOC (14) Cl.** **12-11**

(52) **U.S. Cl.**
USPC **D12/110**

(58) **Field of Classification Search**
USPC D12/110, 111, 117; D21/432, 538
CPC B62K 11/00; B62K 11/02; B62K 11/04;
B62K 11/10; B62K 17/00; B62K 19/00;
B62K 2202/00

Primary Examiner — Darlington Ly
(74) *Attorney, Agent, or Firm* — Lando & Anastasi, LLP

See application file for complete search history.

(57) **CLAIM**

The ornamental design for a motorcycle, as shown and described.

(56) **References Cited**


DESCRIPTION

U.S. PATENT DOCUMENTS

D606,906 S * 12/2009 Chosa D12/110
D611,881 S * 3/2010 Toriyama D12/110
D643,341 S * 8/2011 Uchiyama D12/110
D647,825 S * 11/2011 Shibuta D12/110
D670,204 S * 11/2012 Yasuhara D12/110
D686,538 S * 7/2013 Nagao D12/110
D688,982 S * 9/2013 Oyanagi D12/110
D689,406 S * 9/2013 Yasuhara D12/110
D755,084 S * 5/2016 Sakata D12/110
D755,680 S * 5/2016 Yashuhara D12/110
D755,681 S * 5/2016 Martin D12/110
D755,682 S * 5/2016 Hahn-Woernle D12/110
D756,268 S * 5/2016 Yamada D12/110

FIG. 1 is a front elevation view of a motorcycle embodying our new design;
FIG. 2 is a rear elevation view thereof;
FIG. 3 is a top plan view thereof;
FIG. 4 is a bottom plan view thereof;
FIG. 5 is a right side elevation view thereof;
FIG. 6 is a left side elevation view thereof;
FIG. 7 is a front and right side perspective view thereof;
FIG. 8 is a rear and right side perspective view thereof;
FIG. 9 is a front and left side perspective view thereof; and,
FIG. 10 is a rear and left side perspective view thereof.

1 Claim, 10 Drawing Sheets



(56)

References Cited

U.S. PATENT DOCUMENTS

| | | | | | | |
|----------|---|---|---------|-----------|-------|---------|
| D847,031 | S | * | 4/2019 | Kobayashi | | D12/110 |
| D849,602 | S | * | 5/2019 | Oyanagi | | D12/110 |
| D871,976 | S | * | 1/2020 | Martin | | D12/110 |
| D874,985 | S | * | 2/2020 | Shigihara | | D12/110 |
| D875,615 | S | * | 2/2020 | Martin | | D12/110 |
| D875,616 | S | * | 2/2020 | Martin | | D12/110 |
| D875,617 | S | * | 2/2020 | Nagase | | D12/110 |
| D876,990 | S | * | 3/2020 | Yoshitomi | | D12/110 |
| D884,562 | S | * | 5/2020 | Usami | | D12/110 |
| D902,083 | S | * | 11/2020 | Arru | | D12/110 |
| D911,223 | S | * | 2/2021 | Kinoshita | | D12/110 |

OTHER PUBLICATIONS

Jensen Beeler. "The 2021 Kawasaki Ninja ZX-10RR—\$29,000 & Only 500 Will Be Made." *Asphalt & Rubber*, Nov. 23, 2020 [online], [retrieved on Apr. 5, 2022]. Retrieved from the Internet <URL: <https://www.asphaltandrubber.com/bikes/2021-kawasaki-ninja-zx-10rr/>>.*

Greg Drevenstedt. "2021 Yamaha Tracer 9 GT | Road Test Review." *Rider Motorcycling at its best.*, Jan. 5, 2022 [online], [retrieved on Apr. 5, 2022]. Retrieved from the Internet <URL: <https://ridermagazine.com/2022/01/05/2021-yamaha-tracer-9-gt-road-test-review/>>.*

* cited by examiner

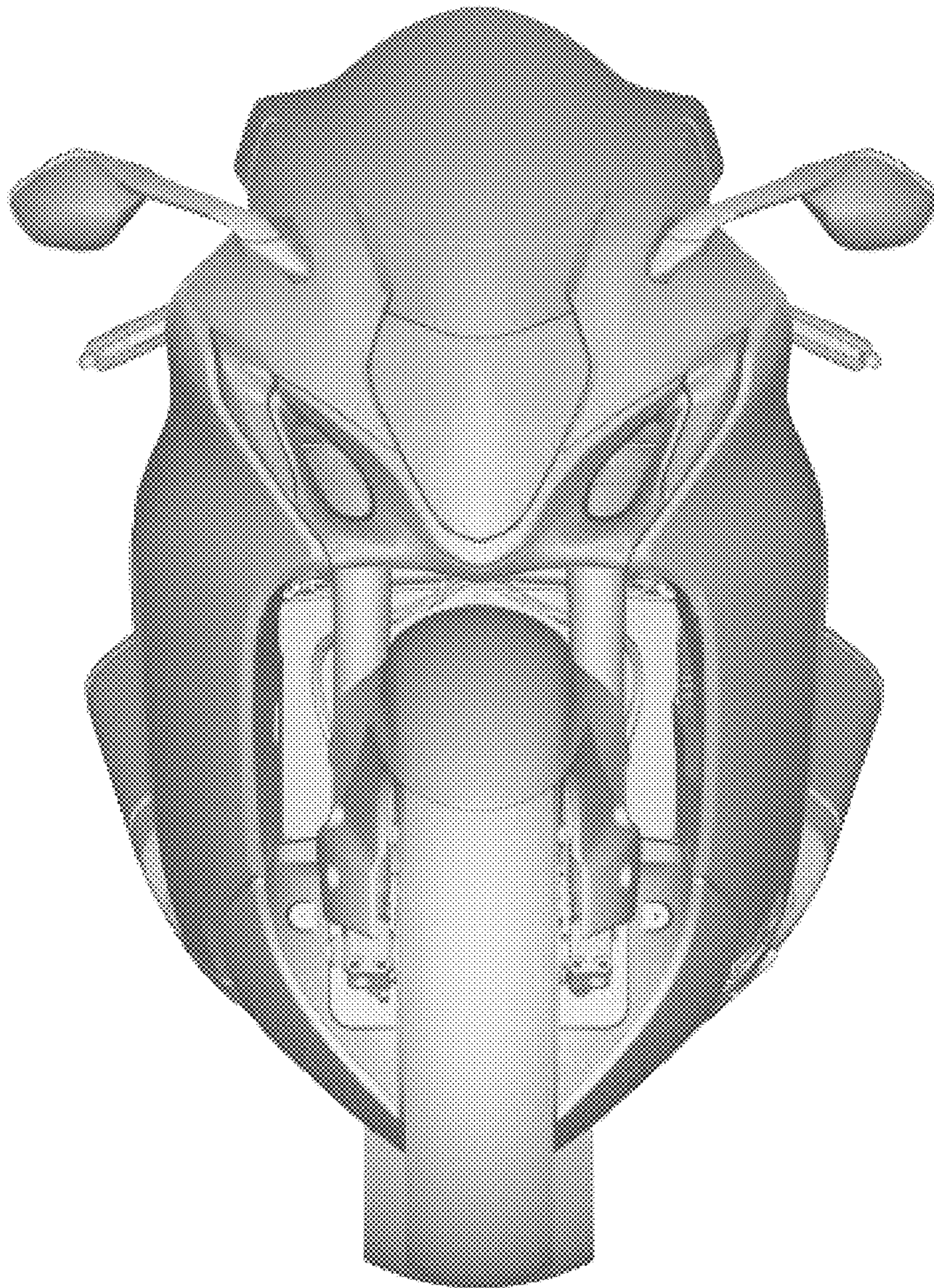


FIG. 1




FIG. 2

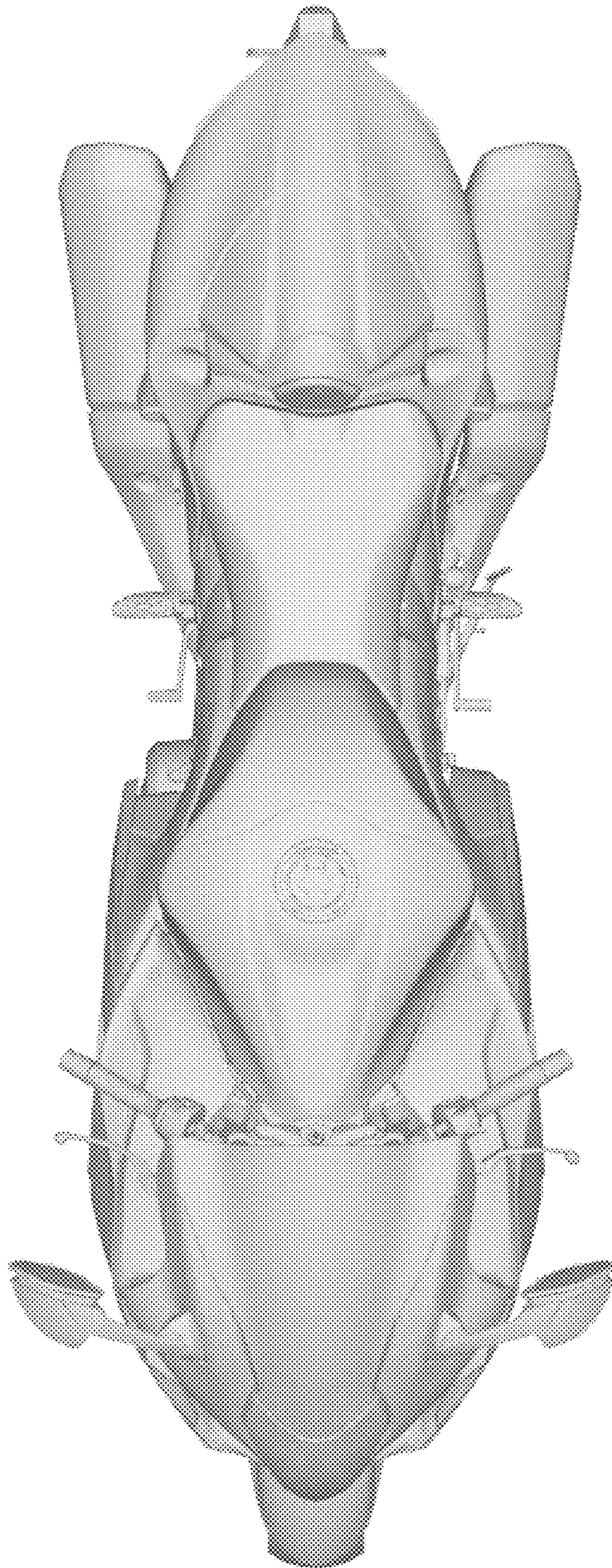


FIG. 3

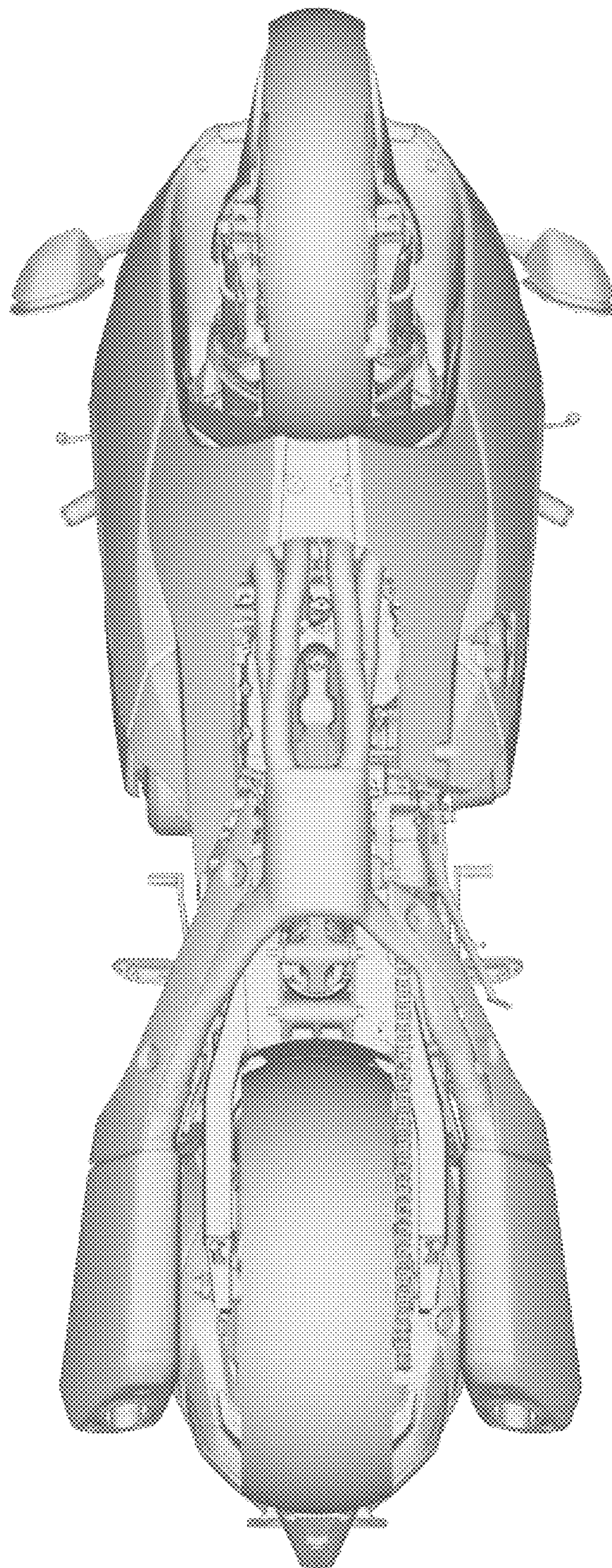


FIG. 4

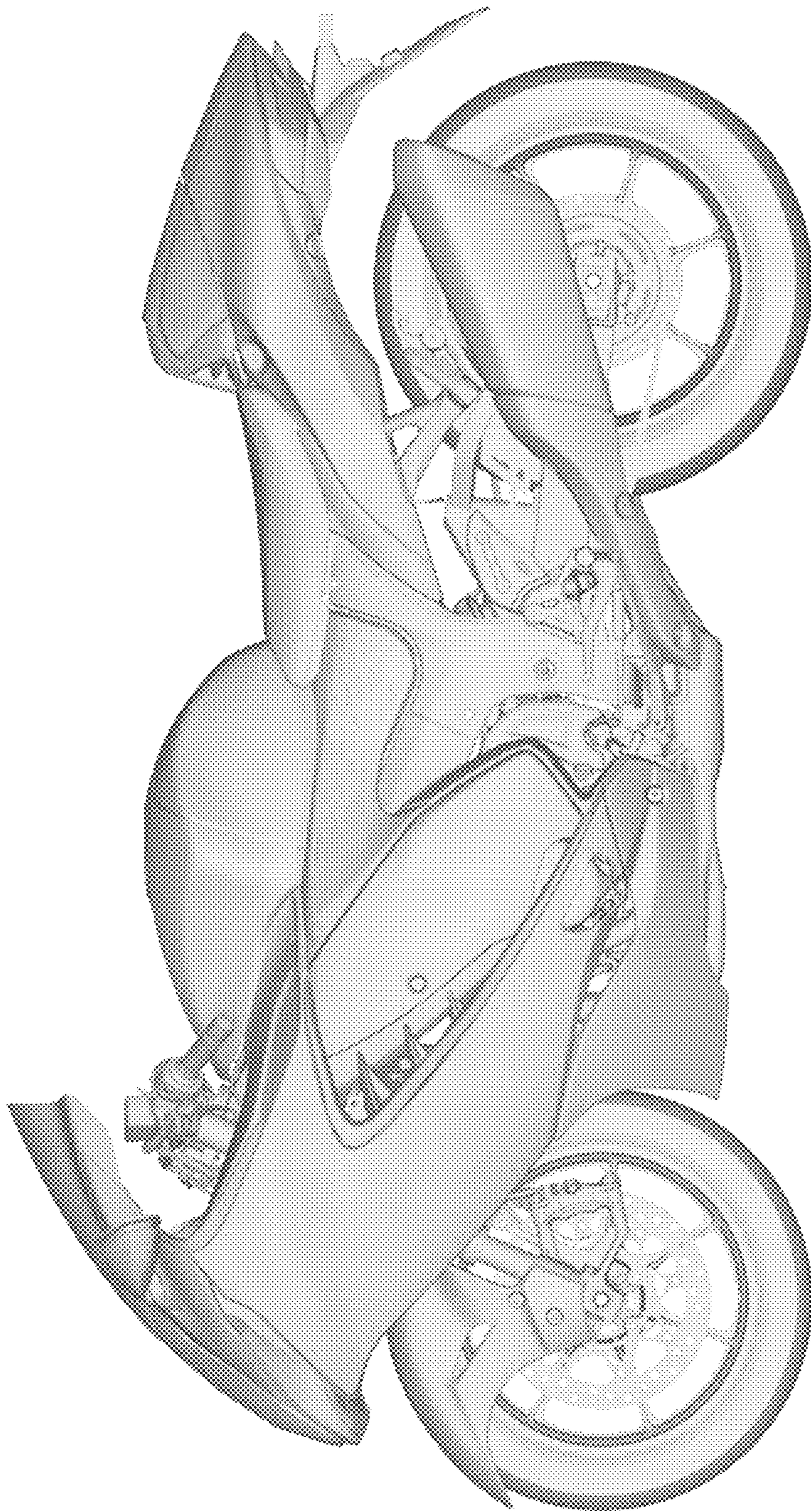


FIG. 5

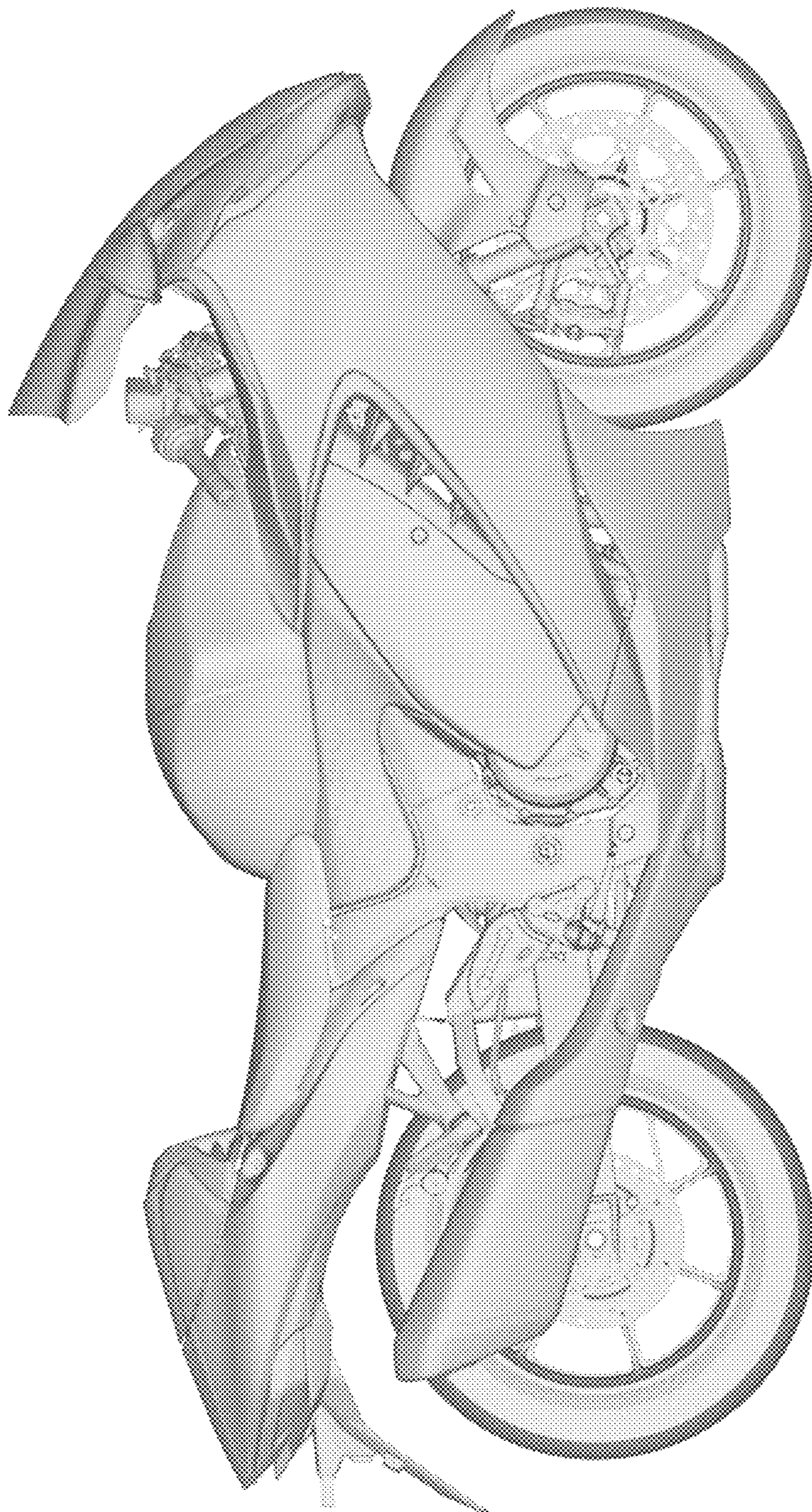


FIG. 6

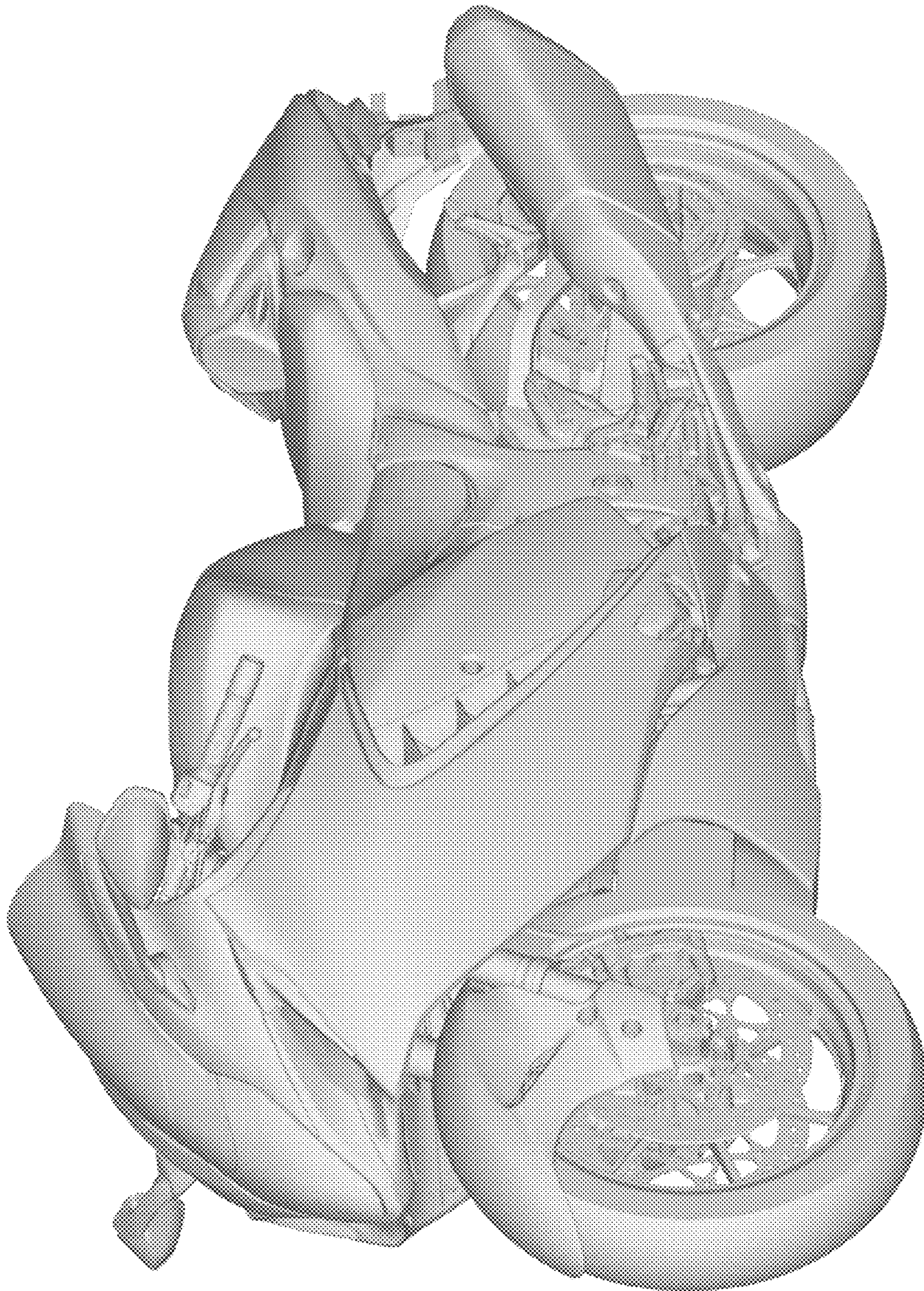


FIG. 7

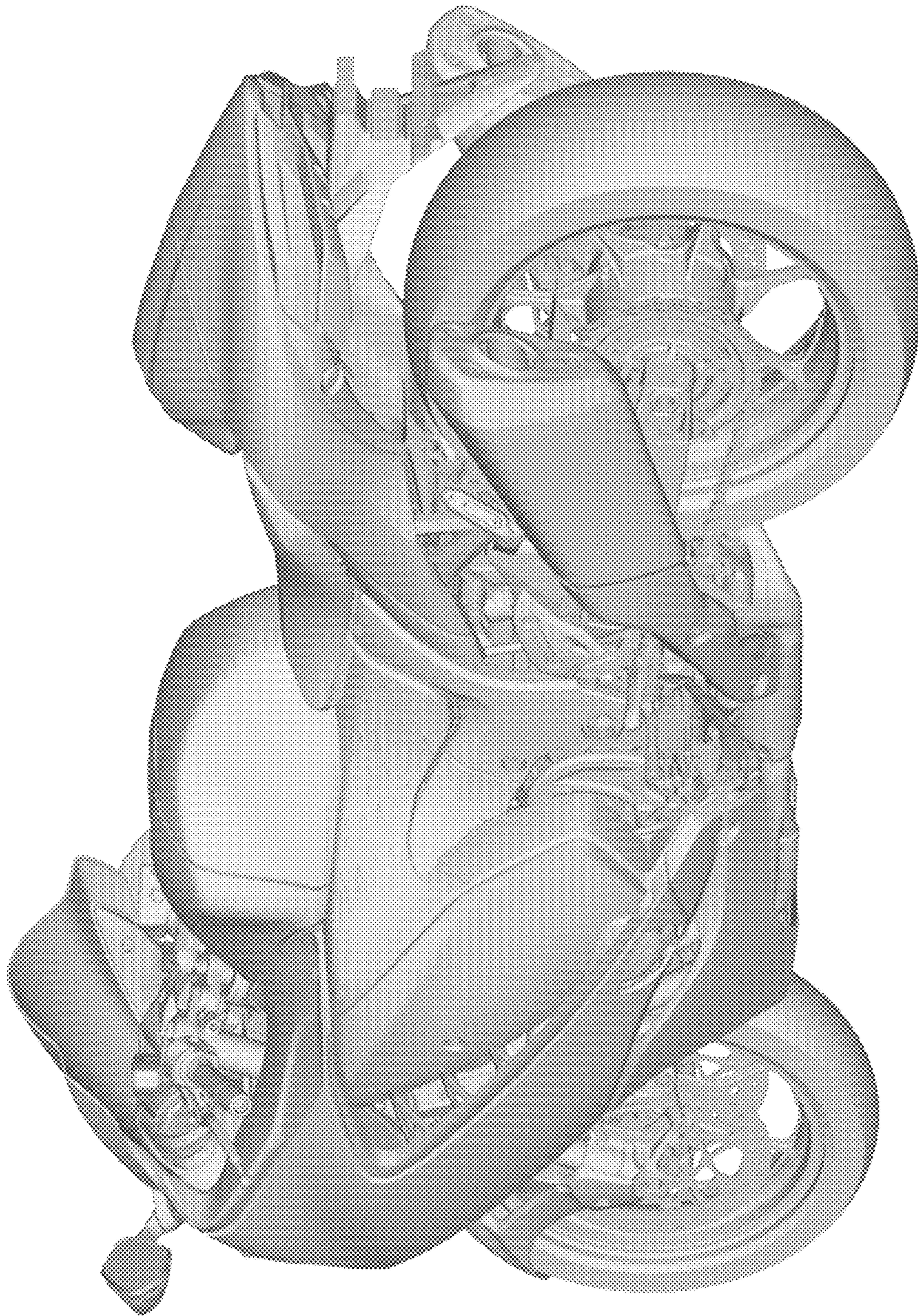


FIG. 8

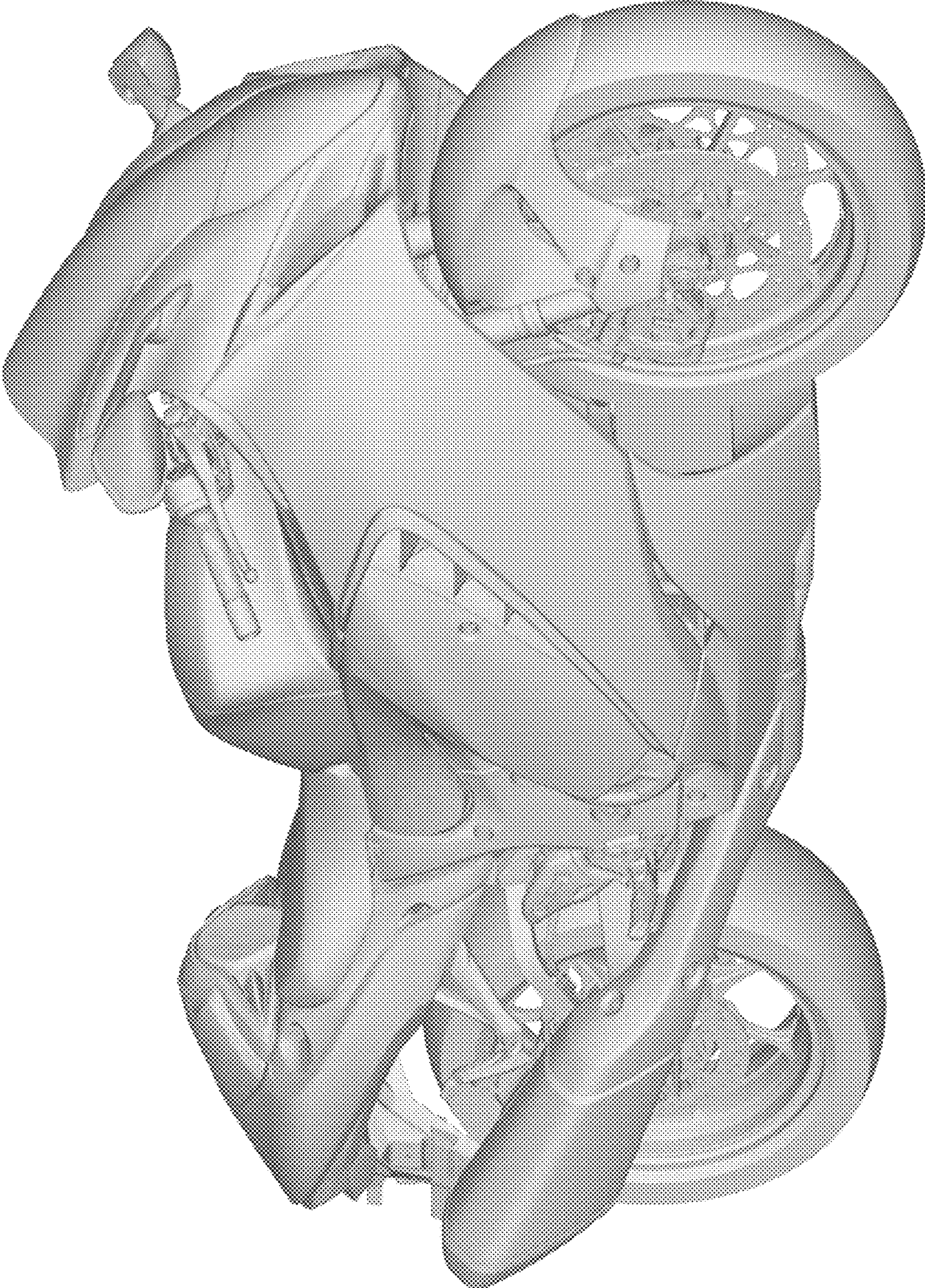


FIG. 9

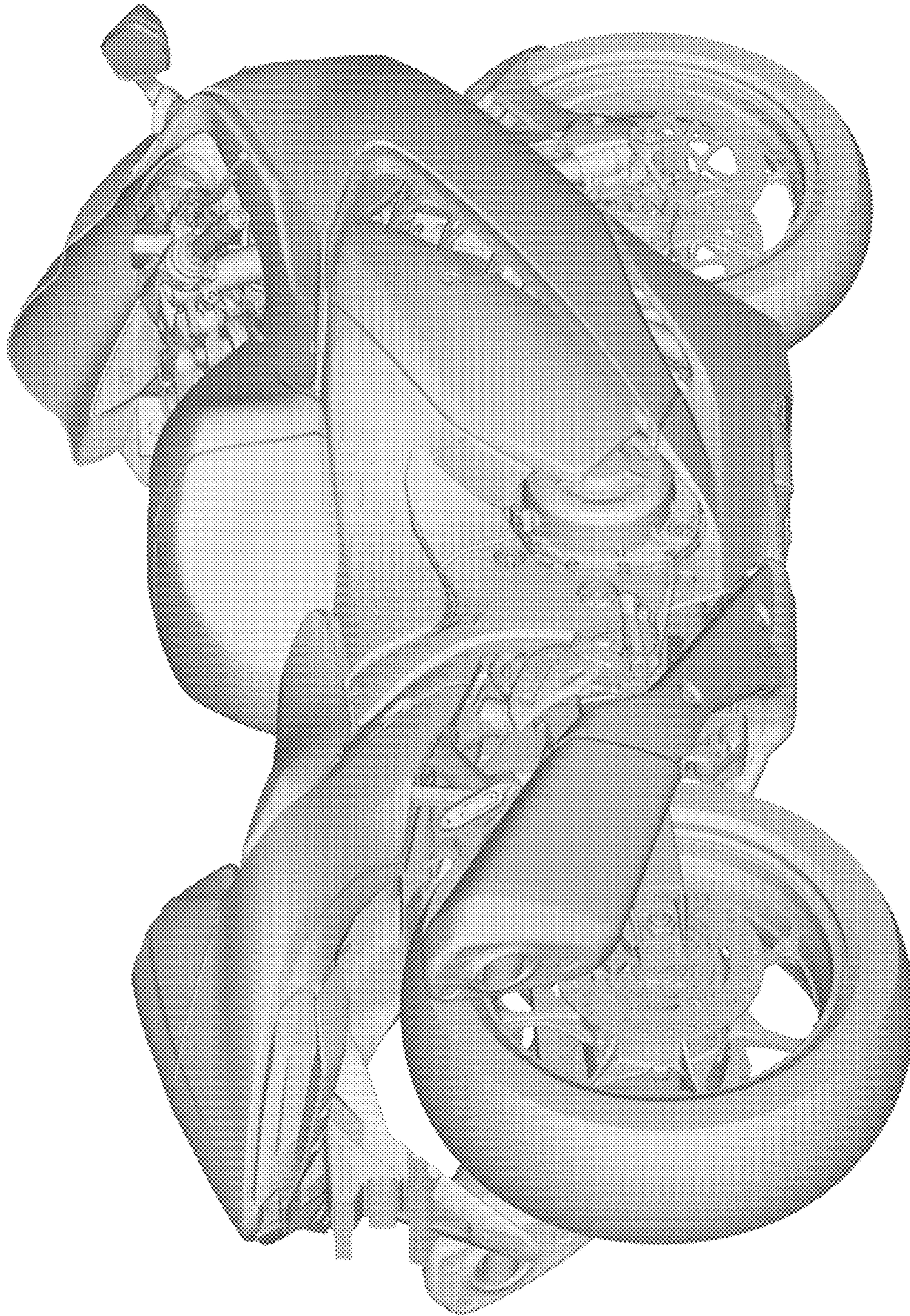


FIG. 10