



US00D986773S

(12) **United States Design Patent**
Dierkes

(10) **Patent No.:** **US D986,773 S**

(45) **Date of Patent:** **** May 23, 2023**

(54) **BICYCLE TRAILER**

(71) Applicant: **Faserverbund Innovations UG**
(haftungsbeschränkt), Ibbenbüren (DE)

(72) Inventor: **Dominik Dierkes**, Ibbenbüren (DE)

(73) Assignee: **Faserverbund Innovations UG**
(haftungsbeschränkt), Ibbenbüren (DE)

(**) Term: **15 Years**

(21) Appl. No.: **29/794,049**

(22) Filed: **Jun. 10, 2021**

(30) **Foreign Application Priority Data**

Feb. 26, 2021 (EM) 008445787

(51) **LOC (14) Cl.** **12-16**

(52) **U.S. Cl.**
USPC **D12/105**

(58) **Field of Classification Search**

USPC D12/19, 129, 100–106; D21/1–112, 425,
D21/435; D34/21–26, 12, 16–19

CPC .. B62D 24/04; B62D 33/0612; B62D 33/077;
B62D 35/00; B60P 3/38; B60P 3/34;

B60P 3/1033; B60P 3/0257; B60P 3/10;
E01F 15/14

See application file for complete search history.

(56) **References Cited**

U.S. PATENT DOCUMENTS

D384,010 S * 9/1997 Chiu D12/102
D464,916 S * 10/2002 Golenz D12/102

D566,624 S * 4/2008 Dempsey D12/105
D698,699 S * 2/2014 Dempsey D12/101
D706,684 S * 6/2014 Dempsey D12/101
10,005,504 B2 * 6/2018 Tran B60P 3/07
D836,037 S * 12/2018 Tran D12/102
D865,571 S * 11/2019 Reinero D12/102
D869,993 S * 12/2019 Sagen D12/101
D926,086 S * 7/2021 Palovaara D12/102
D933,534 S * 10/2021 Savory D12/102
D938,306 S * 12/2021 Palovaara D12/86
D947,719 S * 4/2022 Beet D12/102

* cited by examiner

Primary Examiner — Katrina A Betton

(74) *Attorney, Agent, or Firm* — Gudrun E. Huckett

(57) **CLAIM**

The ornamental design for a bicycle trailer, as shown and described.

DESCRIPTION

FIG. 1 is a perspective view of the bicycle trailer showing my new design;

FIG. 2 is a left side elevation view thereof;

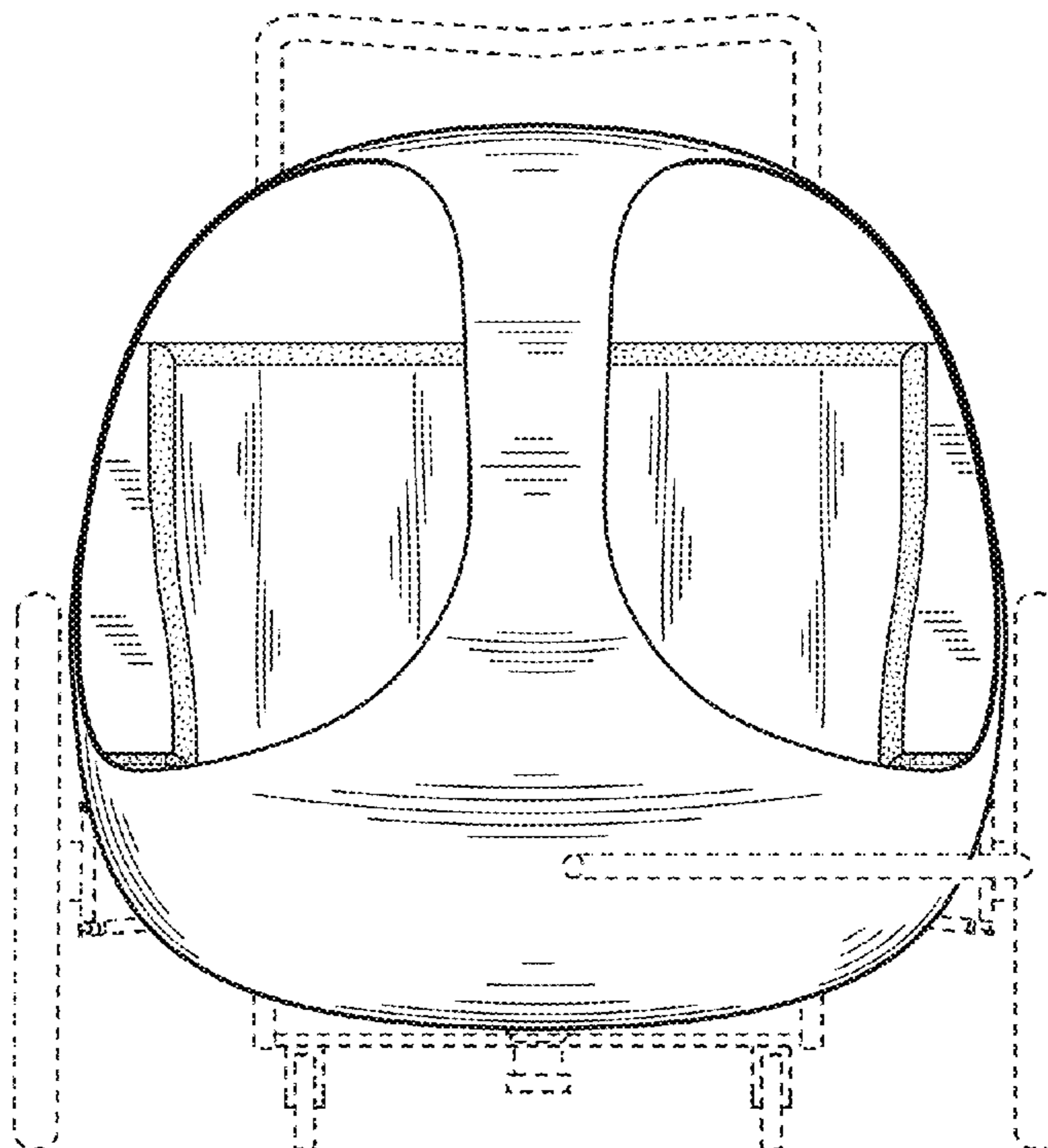
FIG. 3 is a front side view elevation view thereof;

FIG. 4 is a back side elevation view thereof; and,

FIG. 5 is a top side elevation view thereof.

The portions of the drawings shown in broken lines show attachment parts of the bicycle trailer such as wheels, chassis components, handle, and draw bar. The broken line illustrations form no part of the claimed design.

1 Claim, 5 Drawing Sheets



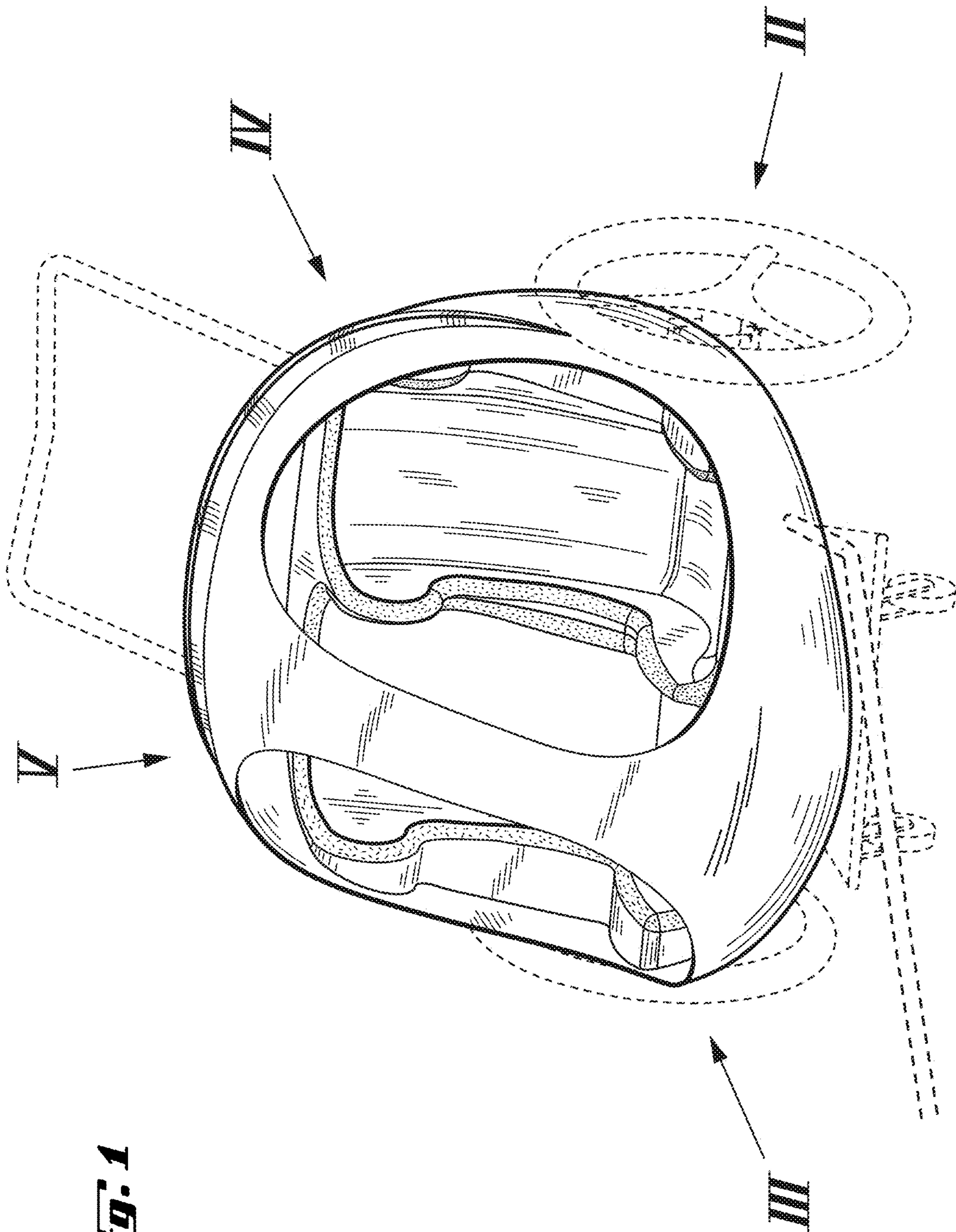


Fig. 1

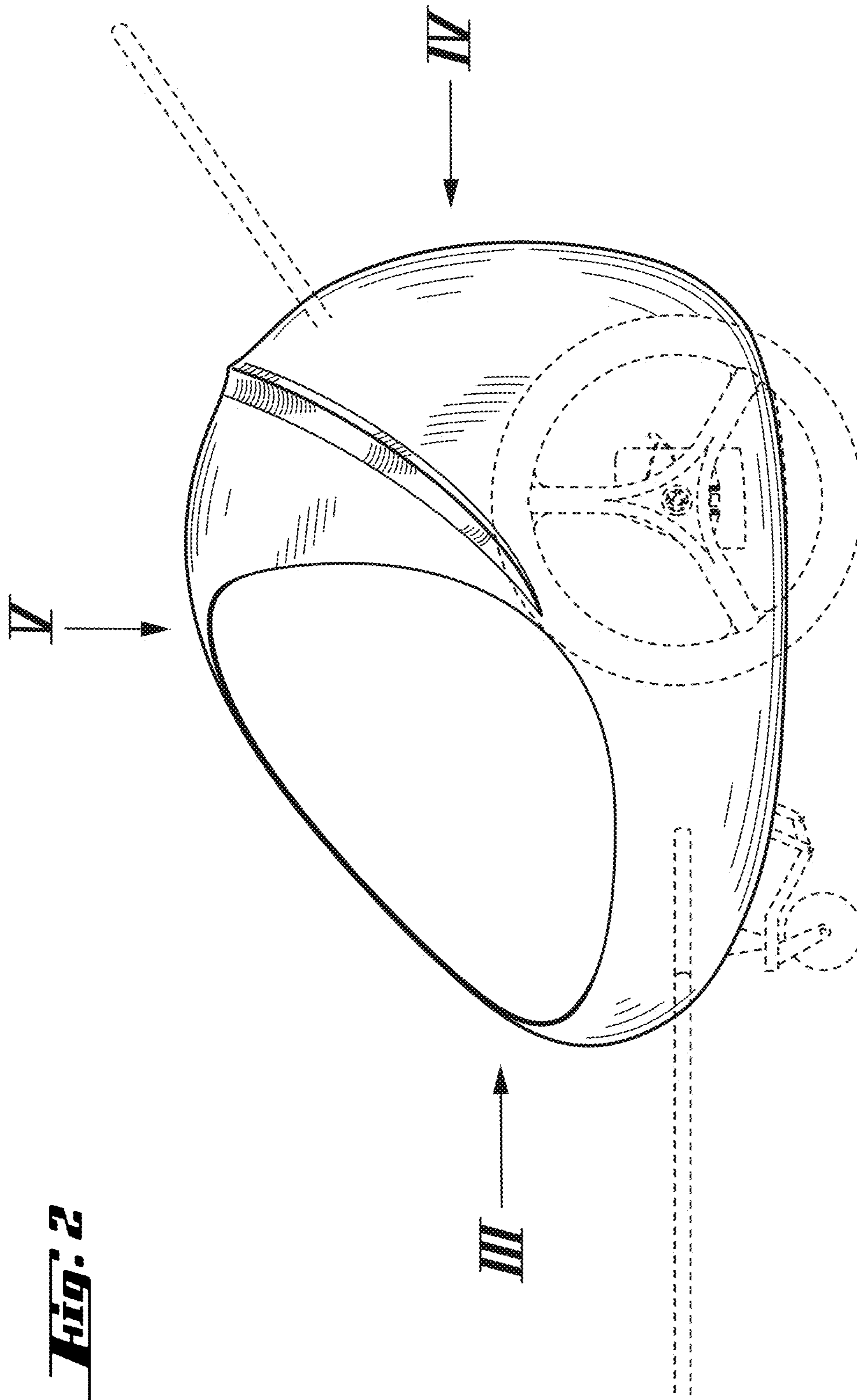


Fig. 2

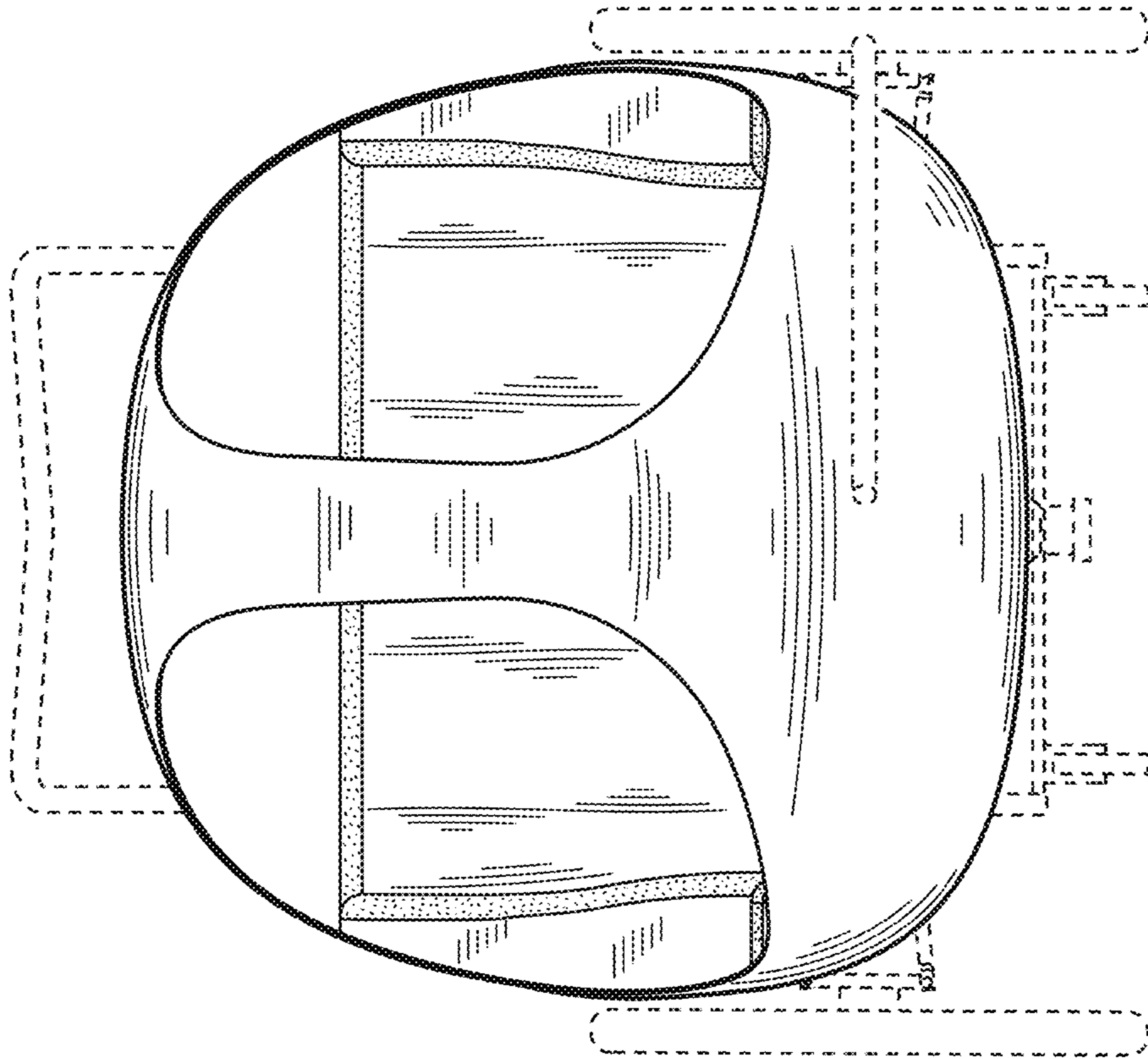


FIG. 3

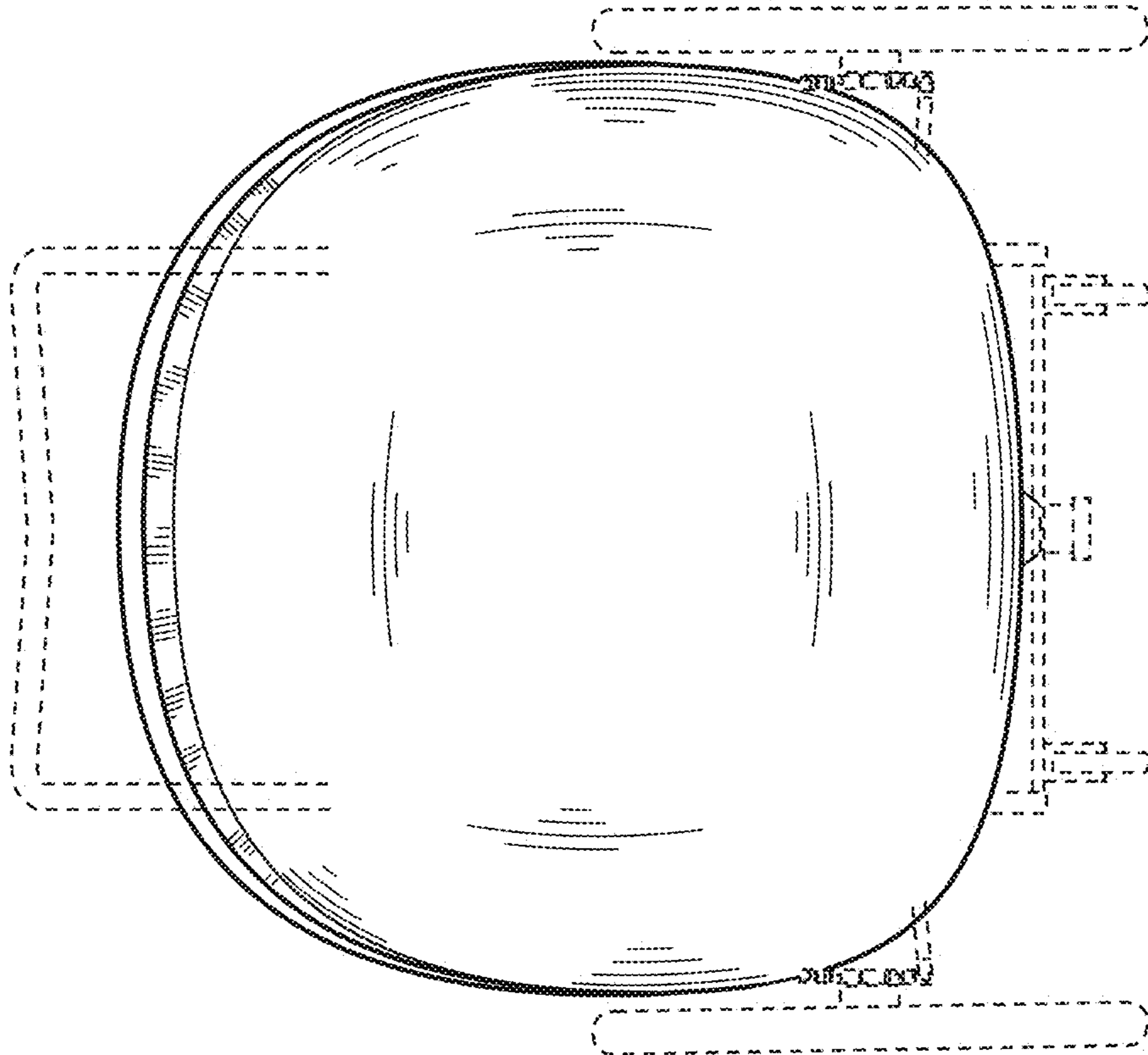


Fig. 4

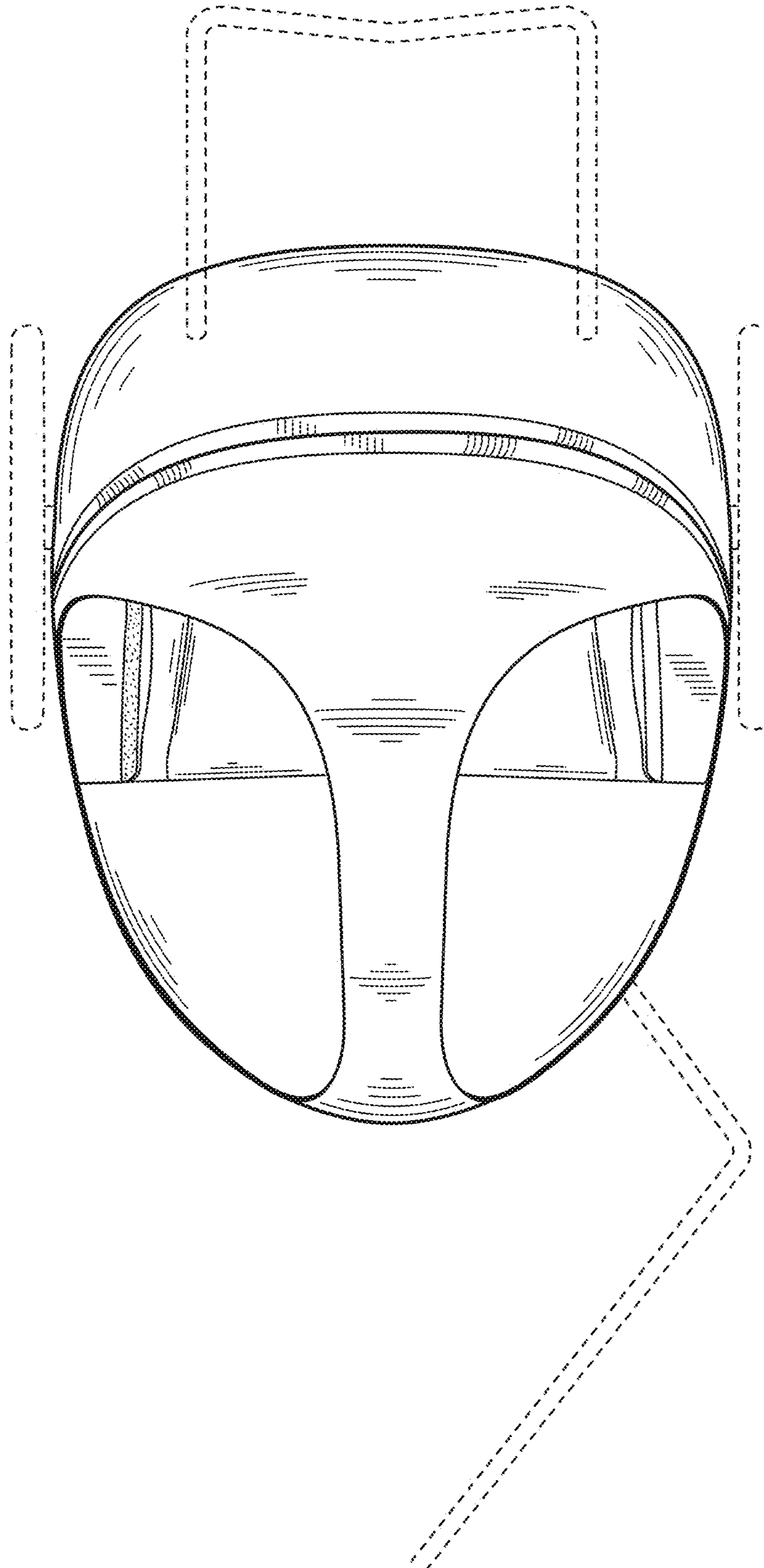


Fig. 5